

72" SHEBA

ACRYLIC DOUBLE-SLIPPER TUB

SKU: 91980



CONTENTS

72" TUB	PAGE 2
AIR TUB	PAGE 3
72" AIR TUB	PAGE 4

FEATURES

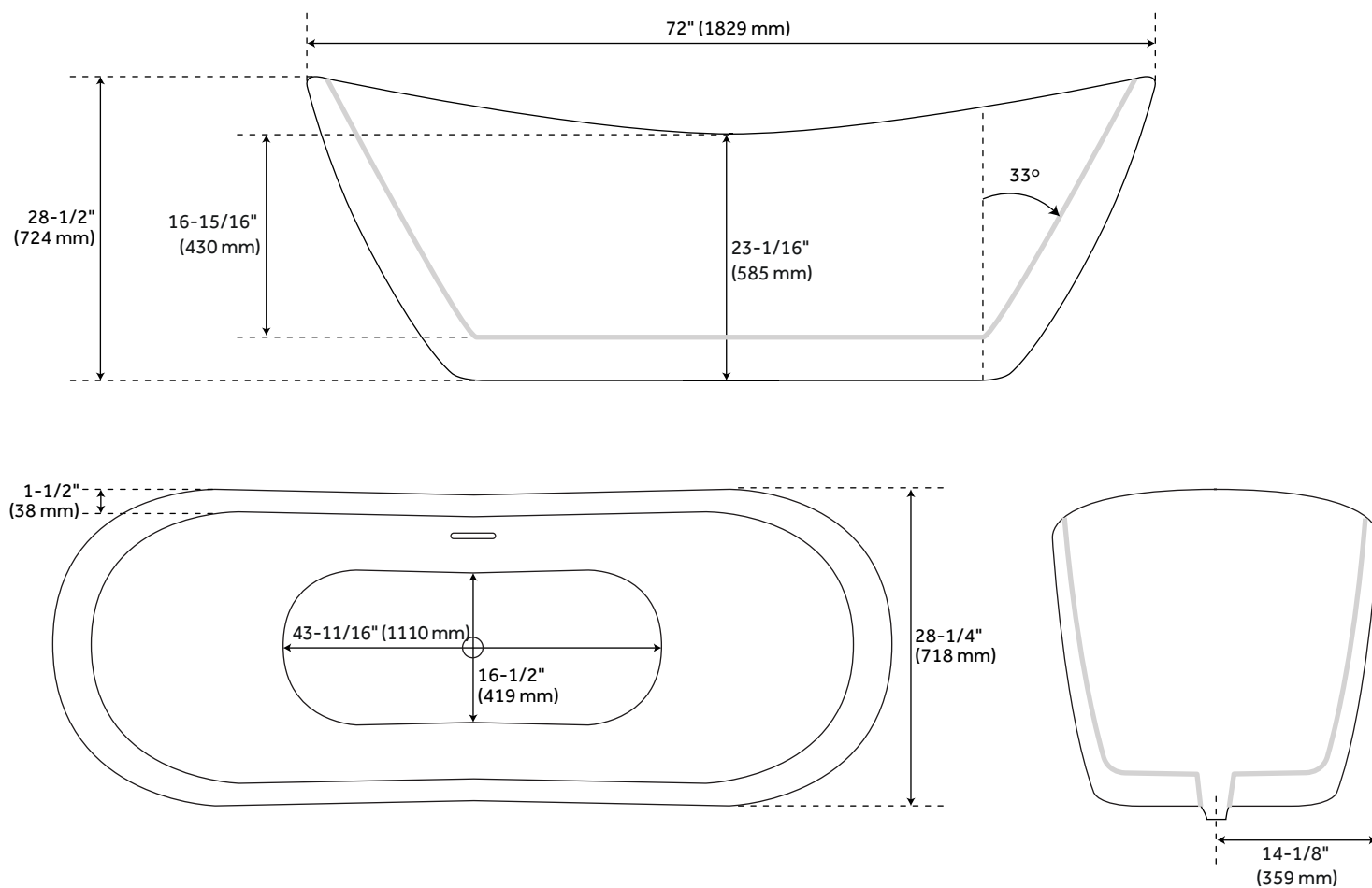
- Design: Modern
- Product Finish: White
- Features: Integral Drain & Overflow
- Overflow Hole: Yes
- Integral Drain & Overflow : Yes
- Shape: Oval
- Material: Acrylic
- Tap Deck: No
- Drain Included: Yes
- Drain Placement: Center
- Faucet Included: No
- Faucet Drillings: No Drillings
- Built-in Adjusters: Yes
- Trim Kit Includes: Pop-Up Drain with Matching Drain
Cover and Overflow Plate in your Choice of Color
- Formed of Two Acrylic Sheets, the Air Between Acting
as Thermal Insulator
- Air Tub Option: Features 12 Air Jets That Massage and
Relax Remote Control Works Within 15-foot
Radius and is Designed to Float. Tub and
Air System Come Fully Assembled
- Insulation Option: Increases Heat Retention and
Prevents Condensation Due to Water and Air
Temperature Fluctuations

REVISED 03/08/2021

72" SHEBA

ACRYLIC DOUBLE-SLIPPER TUB

SKU: 91980



FEATURES

Length: 72"
Width: 28-1/4"
Height: 28-1/2"
Tub Interior Length: 43-11/16"
Tub Interior Width: 16-1/2"
Water Depth To Overflow: 14-13/16"
Water Capacity (Gallons) Without Overflow: 78
Water Capacity (Gallons) With Overflow: 70
Tub Weight Uncrated (Lbs): 126
Tub Weight Crated (Lbs): 216

PRODUCT IMAGE



All dimensions and specifications are nominal and may vary. Use actual products for accuracy in critical situations.

PAGE 2

72" SHEBA AIR TUB

ACRYLIC DOUBLE-SLIPPER TUB

SKU: 91980

COMPONENTS LIST

- BM-TWP BALL CHECK VALVE JETS
- MANI-SD-A SECURITY DEVICE
- MAN-A-4-AC MANIFOLD
- SILVER SLS+ VARIABLE SPEED BLOWER

INSTALLATION

Install blower behind a wall (with an access panel) or in a closet. Blower can also be installed under floor. Ensure the security device, MANI-DS-A, is at least:

- 2" Above the tub rim

Security device and hose can be mounted in wall

REMOTE CONTROL

- CG+/RTC-SENSOR-WP
- 12 – 15 YEAR BATTERY LIFE

INSIDE OF BATH

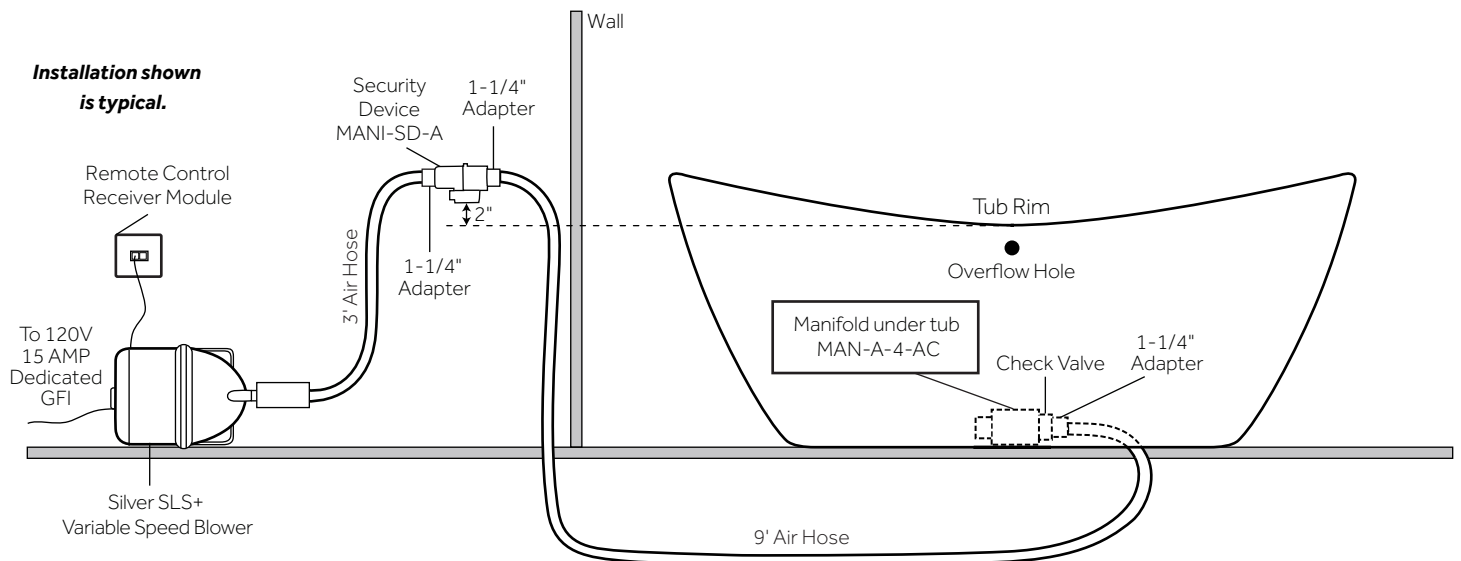
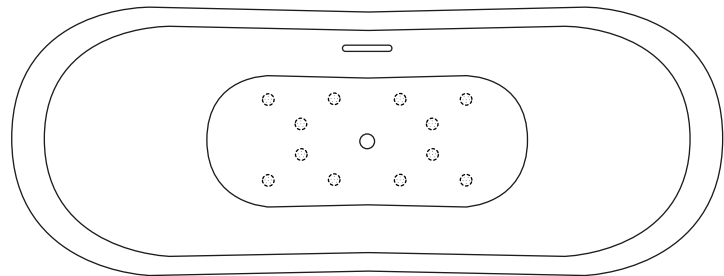
- (12) MAXI AIR JETS WITH 24 OPENINGS



ELBOWS FOR
AIR JETS



TEES FOR
AIR JETS



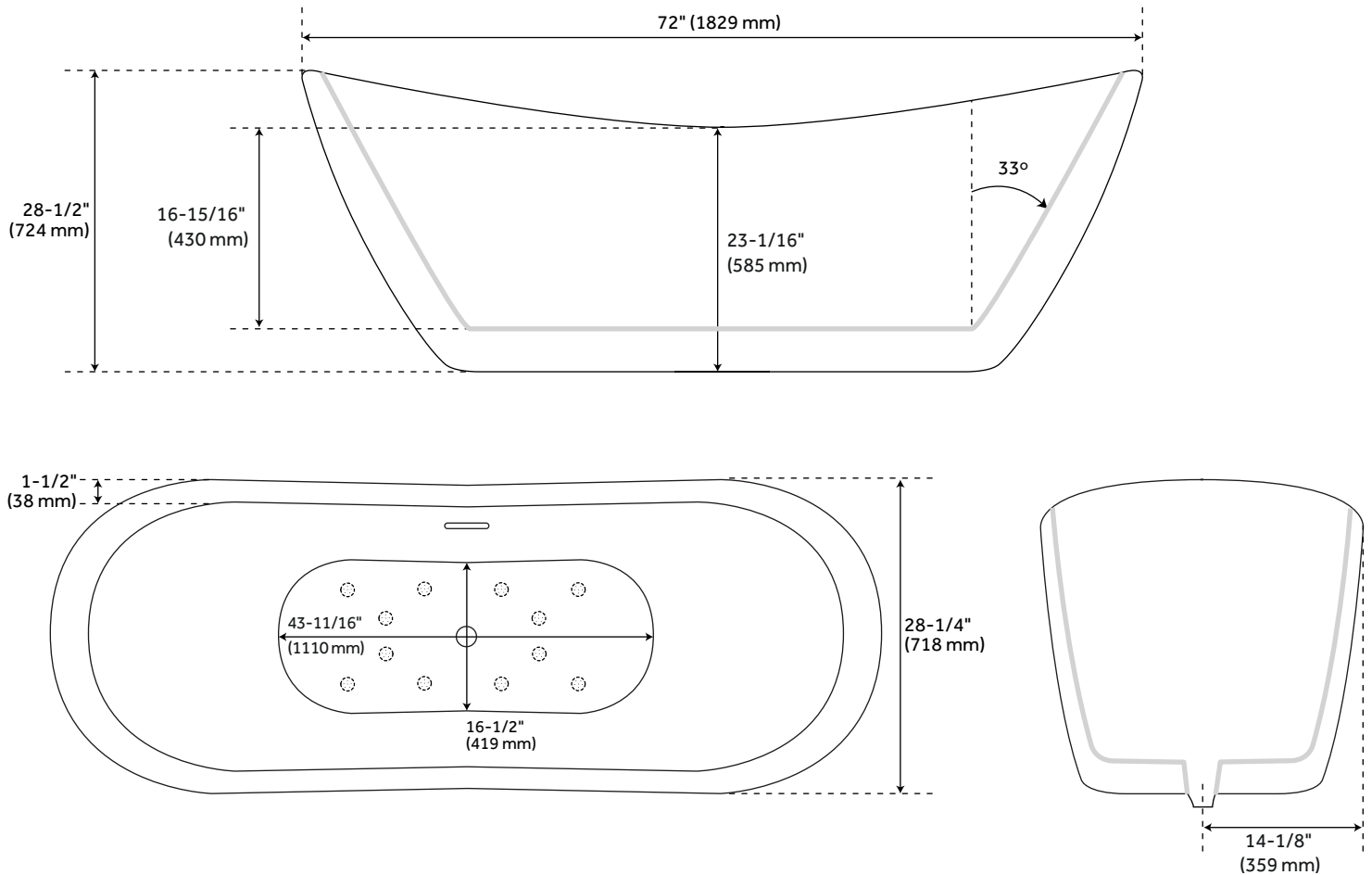
All dimensions and specifications are nominal and may vary. Use actual products for accuracy in critical situations.

PAGE 3

72" SHEBA AIR TUB

ACRYLIC DOUBLE-SLIPPER TUB

SKU: 91980



FEATURES

- Length: 72"
- Width: 28-1/4"
- Height: 28-1/2"
- Tub Interior Length: 43-11/16"
- Tub Interior Width: 16-1/2"
- Water Depth To Overflow: 14-13/16"
- Water Capacity (Gallons) Without Overflow: 78
- Water Capacity (Gallons) With Overflow: 70
- Tub Weight Uncrated (Lbs): 186
- Tub Weight Crated (Lbs): 276

PRODUCT IMAGE

