

# 48" RAKSHA

## STAINLESS STEEL JAPANESE SOAKING TUB

SKU: 919031



### CONTENTS

48" TUB .....	PAGE 2
AIR TUB .....	PAGE 3
48" AIR TUB .....	PAGE 4

### FEATURES

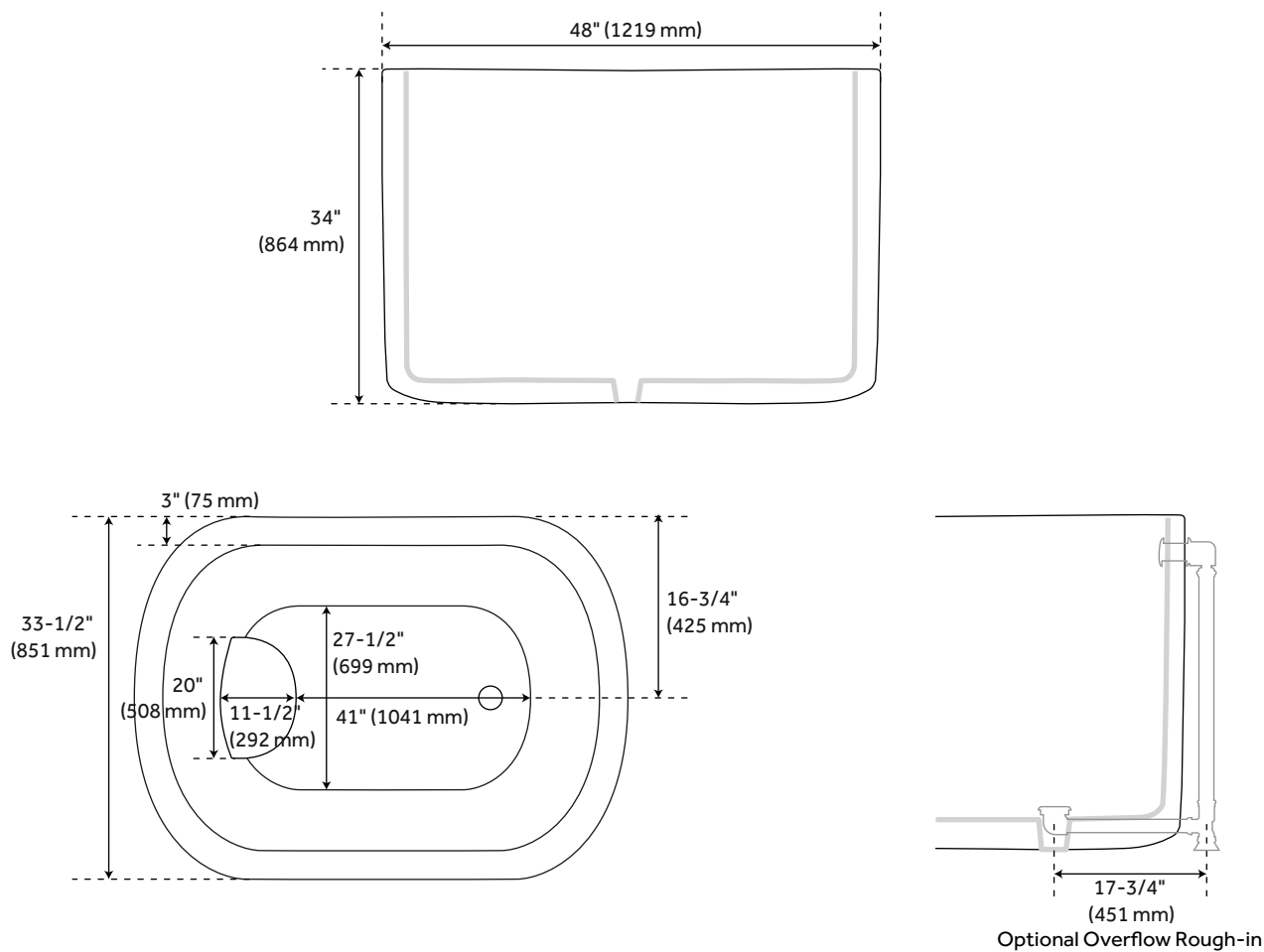
- Made of 16-gauge stainless steel.
- Requires wall-mount or floor-mount tub filler.
- Tub is handmade and therefore unique. Expect slight variations in finish and dimensions.(± 1").
- Overflow option includes a Standard overflow which remains open to allow water into the drain.
- Insulation option: increases heat retention and prevents condensation due to water and air temperature fluctuations.
- Design: Industrial
- Product Finish: Stainless Steel
- Overflow Hole: Optional
- Shape: Oval
- Material: Stainless Steel
- Exterior Treatment: Brushed
- Interior Treatment: Brushed
- Metal Gauge/thickness: 16 Gauge
- Tap Deck: No
- Drain Included: Optional
- Drain Placement: End
- Faucet Included: No
- Faucet Drillings: No Drillings
- Tub Weight Uncrated (Lbs): 242
- Tub Weight Crated (Lbs): 332

REVISED 06/21/2021

# 48" RAKSHA

## STAINLESS STEEL JAPANESE SOAKING TUB

SKU: 919031



### FEATURES

- Length: 48"
- Width: 33-1/2"
- Height: 34"
- Tub Interior Length: 41"
- Tub Interior Width: 27-1/2"
- Water Depth To Rim: 29-1/4"
- Water Depth To Overflow: 26-1/2"

### PRODUCT IMAGE



All dimensions and specifications are nominal and may vary. Use actual products for accuracy in critical situations.

PAGE 2

# AIR TUB

## COMPONENTS LIST

- BM-TWP BALL CHECK VALVE JETS
- MANI-SD-A SECURITY DEVICE
- MAN-A-4-AC MANIFOLD
- SILVER SLS+ VARIABLE SPEED BLOWER

## INSTALLATION

Install blower behind a wall (with an access panel) or in a closet. Blower can also be installed under floor. Ensure the security device, MANI-DS-A, is at least:

- 2" Above the tub rim

Security device and hose can be mounted in wall

## REMOTE CONTROL

- CG+/RTC-SENSOR-WP
- 12 – 15 YEAR BATTERY LIFE

## INSIDE OF BATH

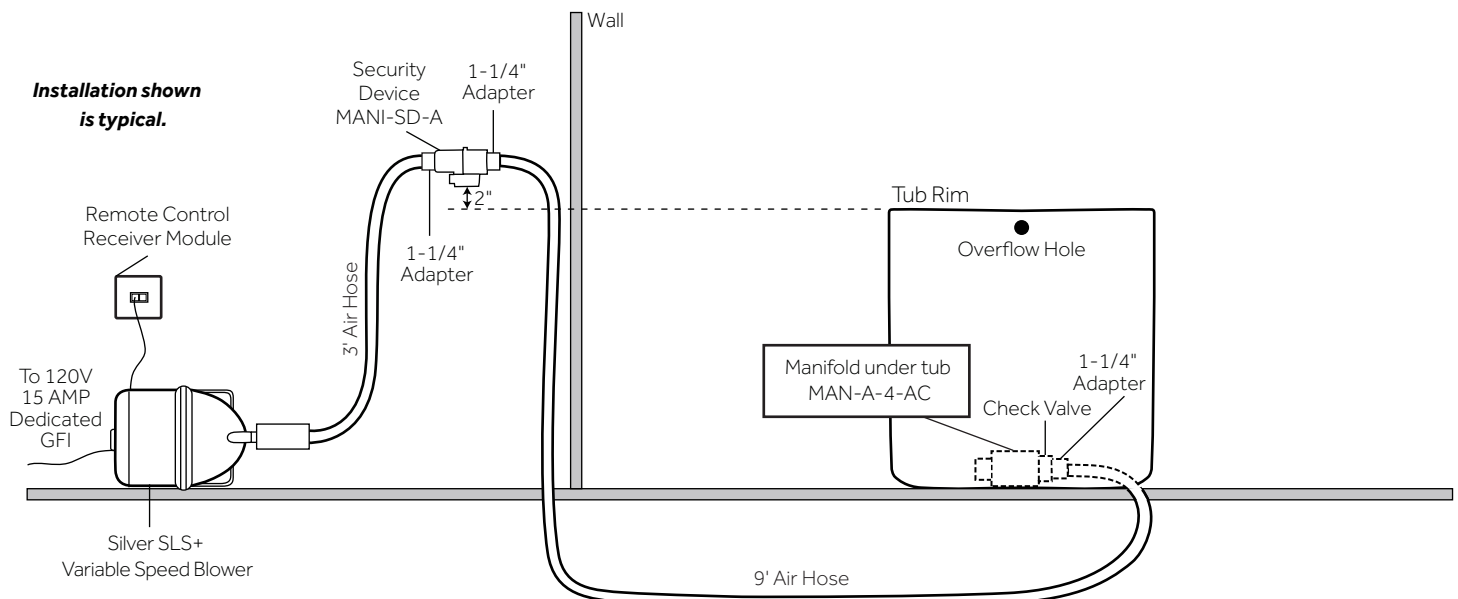
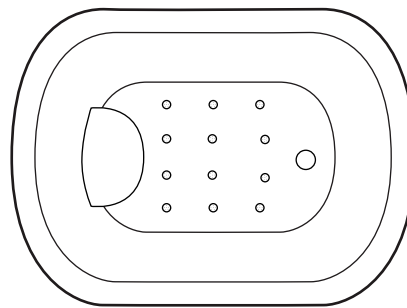
- (12) MAXI AIR JETS WITH 24 OPENINGS



ELBOWS FOR  
AIR JETS



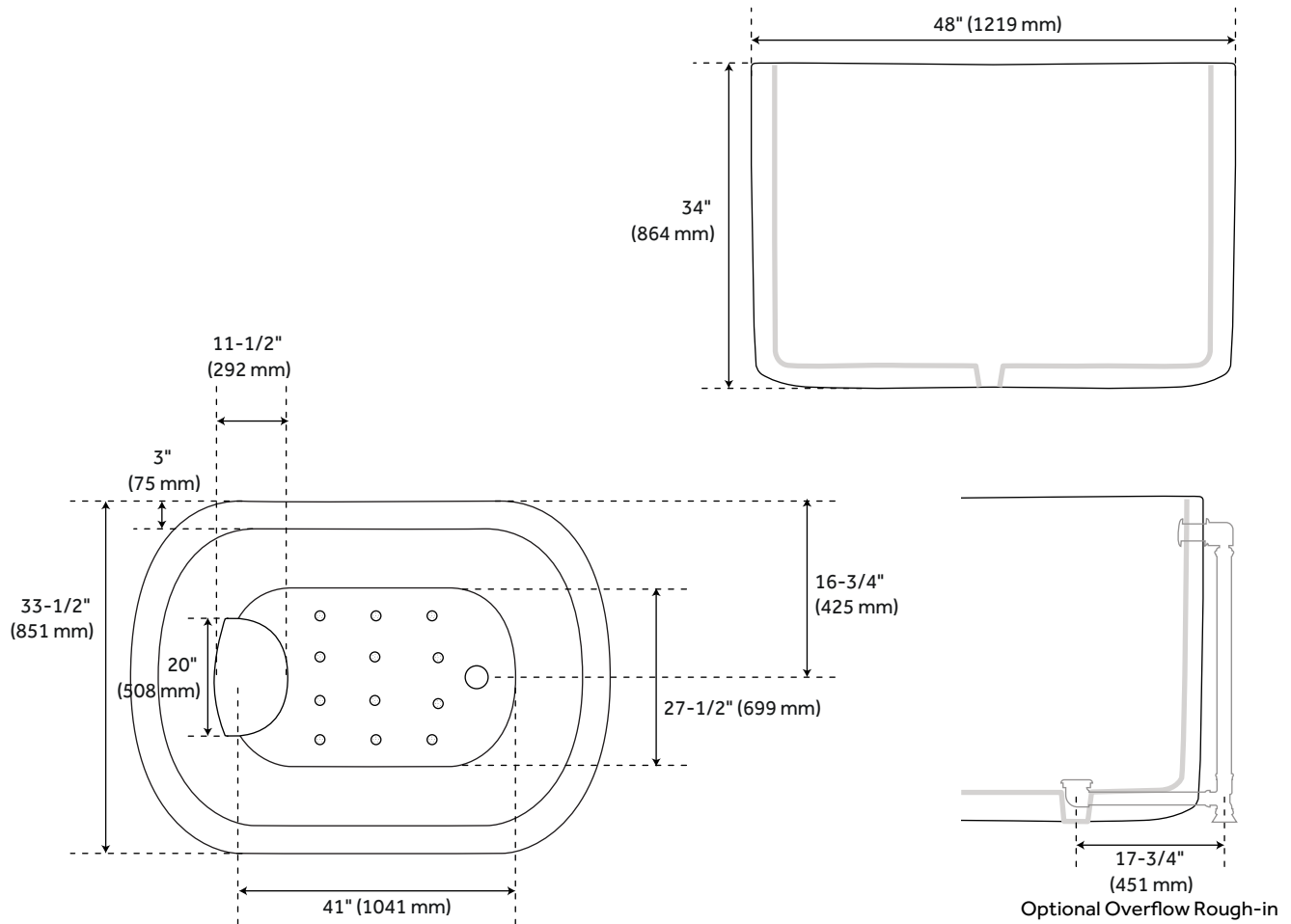
TEES FOR  
AIR JETS



# 48" RAKSHA

## STAINLESS STEEL JAPANESE SOAKING AIR TUB

SKU: 919031



### FEATURES

- Length: 48"
- Width: 33-1/2"
- Height: 34"
- Tub Interior Length: 41"
- Tub Interior Width: 27-1/2"
- Water Depth To Rim: 29-1/4"
- Water Depth To Overflow: 26-1/2"

### PRODUCT IMAGE



All dimensions and specifications are nominal and may vary. Use actual products for accuracy in critical situations.

PAGE 4