

Location:





SYMMONS® Duro ActivSense™



S6360B & S6360E

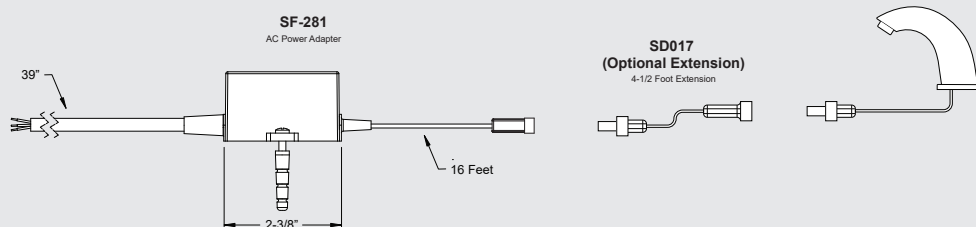
Sensor Lavatory Faucet

Specification Submittal

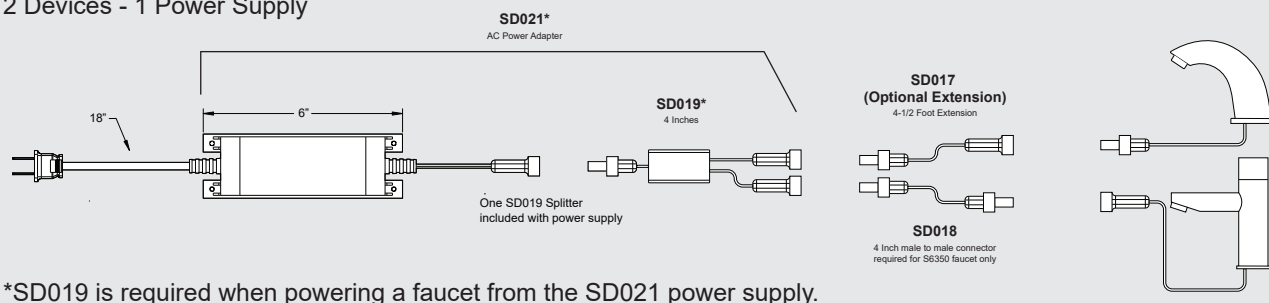
Model Numbers		Feature Highlights
<input type="checkbox"/> S6360B	Sensor Lavatory Faucet 6X1.5V Batteries included	<ul style="list-style-type: none">• LEED Rating• Optional hygiene flush• Robust brass body• 0.5 GPM (1.9L/min) Aerator Installed.• Includes Optional 0.35 GPM (1.3L/min) and 1.0 GPM (3.8L/min) Aerators• Adjustable settings• Easy to install• ADA compliant• Vandal Resistand Aerator - Requires Wrench to remove• Anti Rotation Pins
<input type="checkbox"/> S6360E	Sensor Lavatory Faucet 9V Transformer	
Finish Options/Modifications		
<input type="checkbox"/> M	Temperature mixer control	
<input type="checkbox"/> STN	Satin Nickel finish	
<input type="checkbox"/> MB	Matte Black finish	
Options <i>(sold as separate line items add appropriate)</i>		Compliance
<input type="checkbox"/> RC6960	Remote Control	<ul style="list-style-type: none">- ASME A112.18.1/CSA B125.1- NSF/ANSI 372- UL# E311169 (USA & Canda) 
<input type="checkbox"/> SD6360BL	Matching DURO soap dispenser.	
<input type="checkbox"/> USDP4	4 Inch Deck Plate.	
<input type="checkbox"/> USDP8	8 Inch Deck Plate.	
<input type="checkbox"/> SF259	Converts S6360B to AC powered (S6360E)	Warranty Limited Lifetime - to the original end purchaser in consumer/residential installations. 10 Years - for commercial/industrial installations. Refer to www.symmons.com/warranty for complete warranty information. 
<input type="checkbox"/> SF278	120V Cable 4.5 feet long Hard wired 15 Amp circuit. (QTY:10) 12 Volt Outputs , 4.2A Any combination of devices 10 devices maximum (SF277 not inlcuded)	
Note: Append appropriate suffix to model number.		

Optional Power Layout

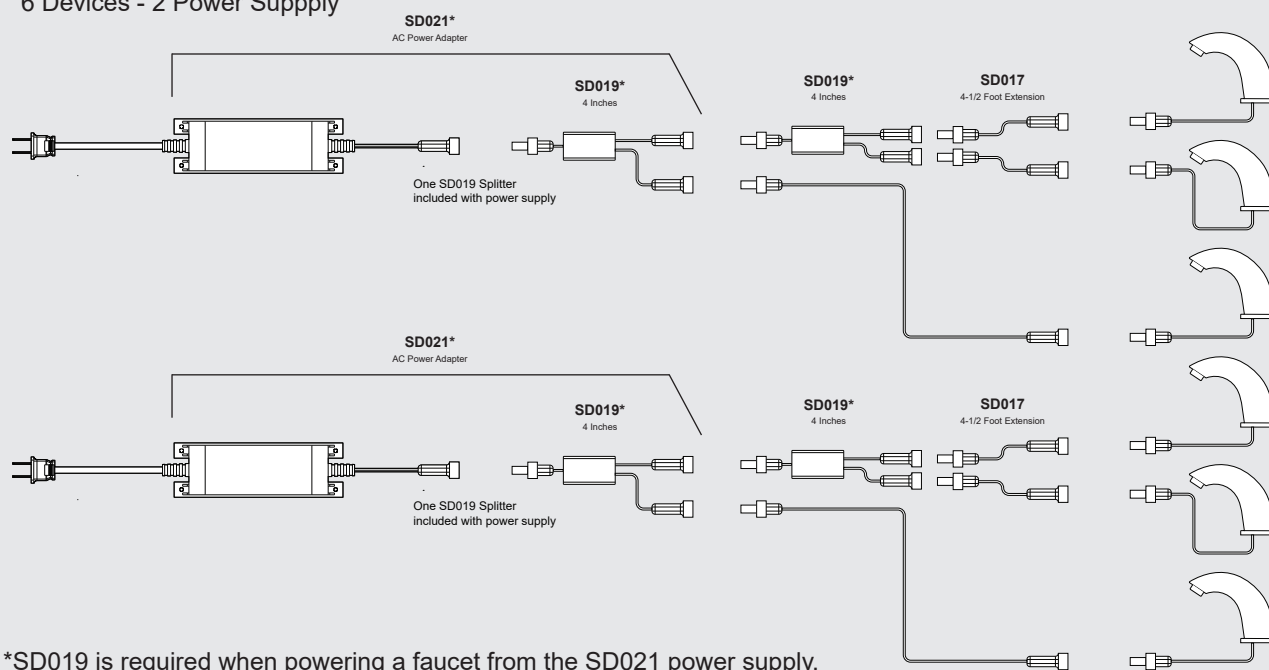
1 Devices - 1 Power Supply



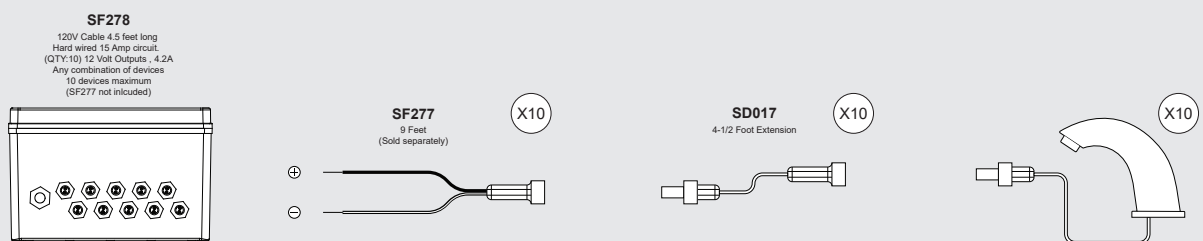
2 Devices - 1 Power Supply



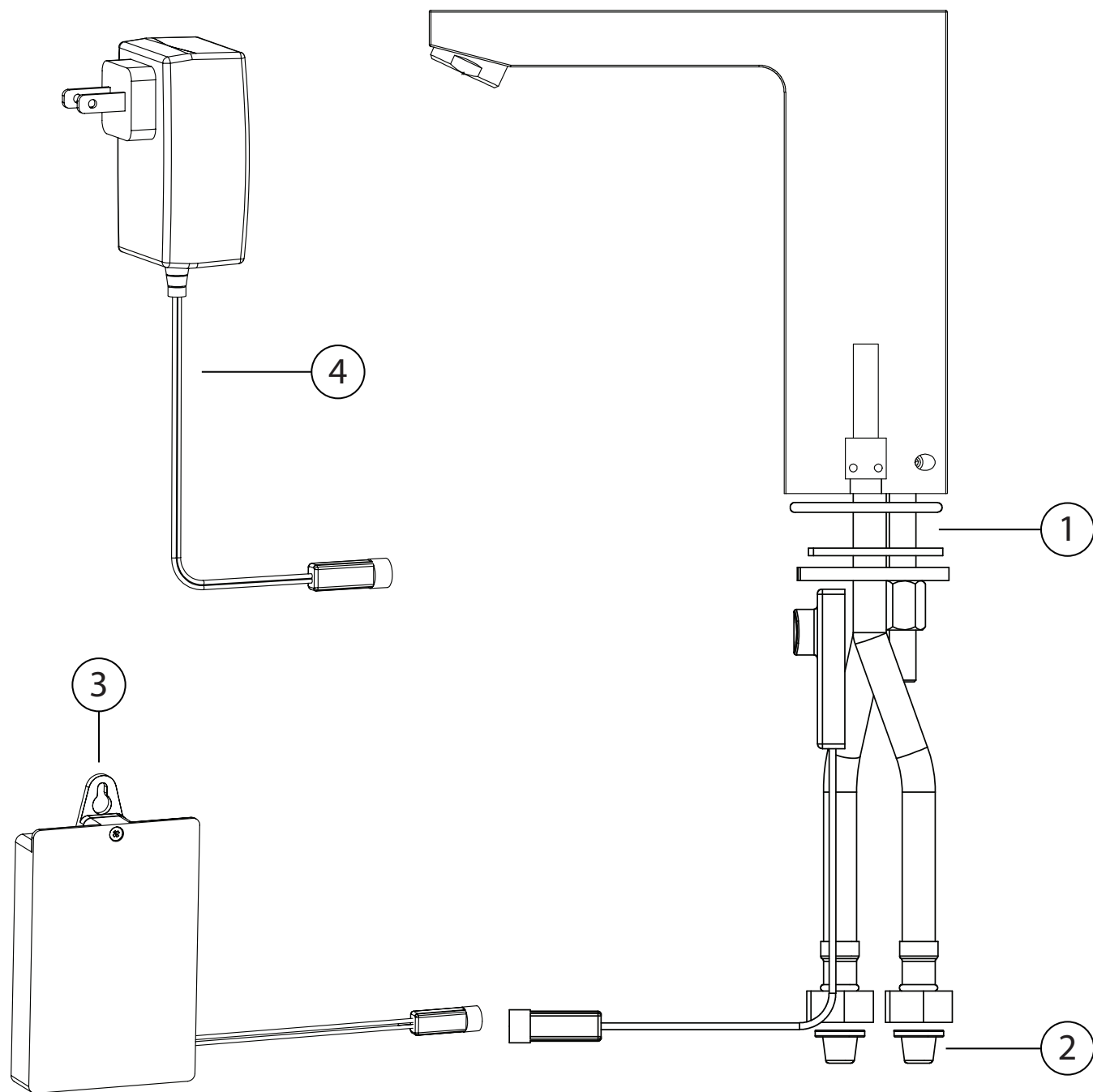
6 Devices - 2 Power Supply



10 Devices - 1 Power Supply



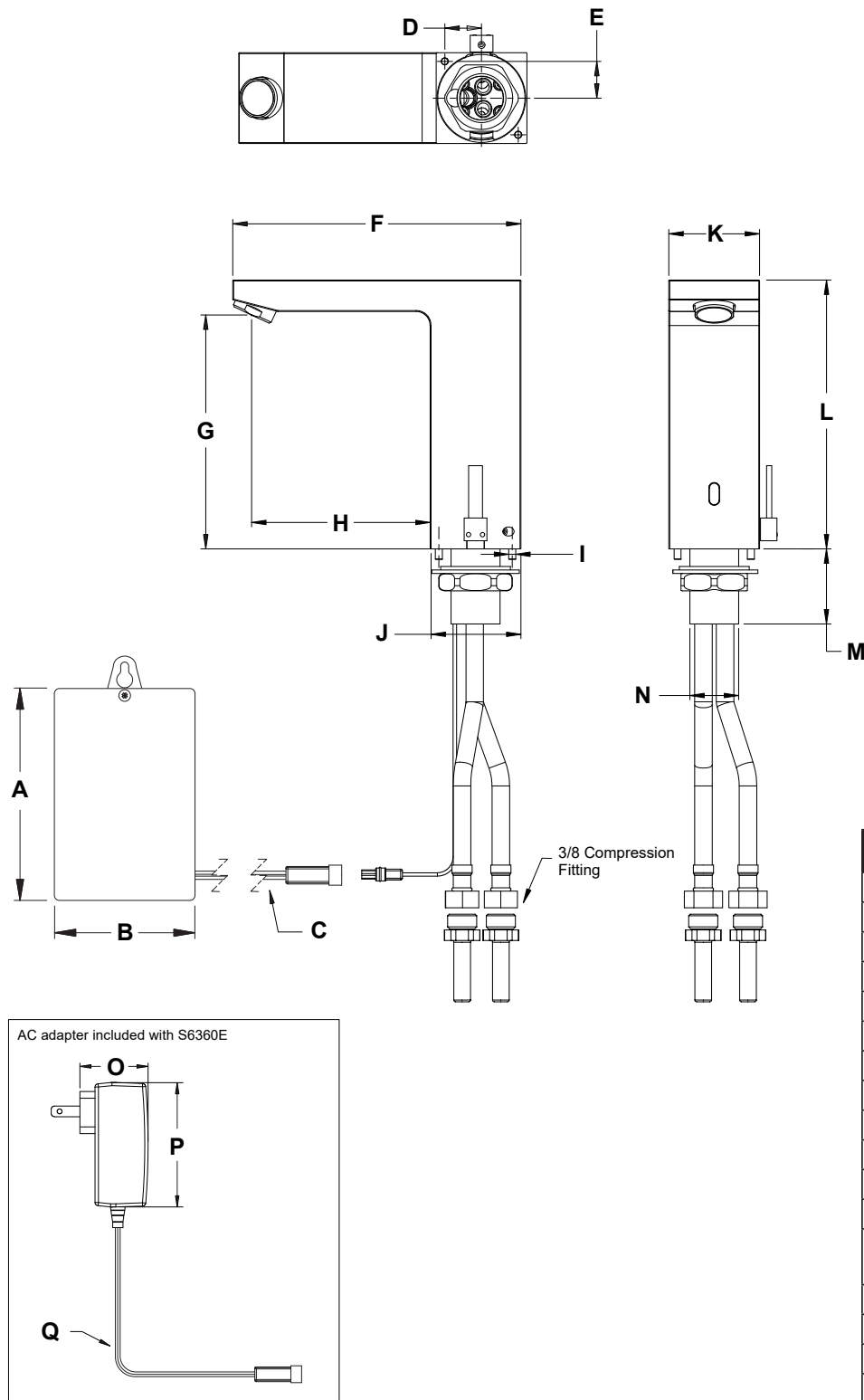
Installation /Repair Parts



Replacement Parts		
Item	Description	Part No.
1	Seals and screws kit	SF280
2	Filter	SF273
3	Battery box (batteries not included)	SF275
4	9V AC transformer	SF259

Dimensions

S6360BM / S6360EM



Measurements

A	5" , 127 mm
B	3" , 76 mm
C	18" , 457 mm
D	7/8" , 21 mm
E	7/8" , 21 mm
F	6-1/2" , 165 mm
G	5-1/4" , 134 mm
H	4 , 102 mm
I	Ø1/8" , Ø4 mm
J	Max: 2" , 52 mm
K	2" , 52 mm
L	6-1/8" , 154 mm
M	Deck Thickness: Max. 1-3/4" , 43 mm
N	1-1/8" , 28 mm
O	1-5/8" , 41 mm
P	2-7/8" , 74 mm
Q	15' , 4.5 m

Note: Dimensions subject to change without notice.