



Submittal Information for Spears® Manufacturing Company PVC Schedule 80 Solid Wall Pipe & Fitting System

Date: _____

GSPVC80-0718

Job Name: _____ Location: _____

Engineer: _____ Contractor: _____

Scope:

This submittal covers Spears® PVC Schedule 80 solid wall pipe and fittings intended for use in pressure applications where the application operating temperature does not exceed 140° F (63°C).

Product Specification:

All Spears® PVC Schedule 80 fittings shall be manufactured in the U.S.A by Spears® Manufacturing Company from PVC Type I, with a minimum cell classification 12454 in accordance with ASTM Standard D1784. All injection molded PVC Schedule 80 fittings shall be certified for potable water service by NSF International manufactured in strict compliance to ASTM D2467. All fabricated fittings shall be produced in accordance with Spears® General Specifications for Fabricated Fittings (FAB-7). Spears® PVC Schedule 80 pipe and fittings shall be capable of withstanding a vacuum of twenty-six inches of mercury (Hg) at 73° F (23° C) when subjected to a one hour test with a leak factor of not more than one inch of Hg. All PVC flanges shall be designed and manufactured to meet CL150 bolt pattern per ANSI Standard B16.5 and rated for a maximum internal pressure of 150 psi, non-shock at 73°F unless otherwise noted.

All Spears® PVC Schedule 80 pipe shall be manufactured in the U.S.A by Spears® Manufacturing Company from a Type I, Grade I Polyvinyl Chloride (PVC) compound with a minimum cell classification of 12454 in accordance with ASTM D1784. The pipe shall be manufactured in strict compliance to ASTM D1785 consistently meeting and/or exceeding the quality assurance test requirements of these standards. All Spears® EverTUFF® pipe shall be manufactured in the USA and immediately wrapped for protection. The pipe shall be provided with plain ends in 20 foot cut lengths. All Spears® EverTUFF® pipe shall be certified by NSF International for potable water applications and marked accordingly.

Product Marking

All Spears® pipe shall be marked PVC schedule 80 and shall be marked with NSF® Listing, ASTM Standard and applicable

pressure @ 73° F. (23°C). Spears® PVC Schedule 80 Fittings shall be engraved with markings required by ASTM Standard and bear an NSF® listing mark for potable water use.

Installation:

Installation for Spears® PVC Schedule 80 systems shall comply with current installation instructions published by Spears® Manufacturing Company, established industry practices and all applicable code requirements. Buried pipe shall be in accordance with ASTM 2774 and ASTM F1668. The piping system shall be joined using a two-step solvent cement joining process with primer conforming to ASTM F656 and solvent cement conforming to ASTM D2564. The system shall be protected from ultra violet (UV) light exposure from the sun or other source and protected from any chemicals that are not compatible with the PVC materials including but not limited to fire stopping materials, plasticizers, incompatible thread sealants etc.

NOTE: PVC piping systems are suitable for oil-free air handling to 25 psi, not for distribution of compressed air or gas.

Referenced Standards:

- ASTM D1784 – Rigid Vinyl Compounds
- ASTM D1785 – PVC Schedule 40, 80 & 120 Pipe
- ASTM D2467 – PVC Schedule 80 Fittings
- ASTM D2564 – Solvent Cements for PVC Pipe & Fittings
- ASTM D2774 – Procedure for Buried Pressure Pipe
- ASTM F656 – Primers for PVC Pipe & Fittings
- ASTM F1668 – Procedures for Buried Plastic Pipe
- ASTM F1866 – Fabricated PVC DWV Fittings
- NSF International – Standard 14/61 Potable Water
- ANSI B16.5 - Pipe Flange Dimensions

Approvals:

NSF® – NSF International Standard 14/61 Potable Water

Features:

- Lightweight
- Corrosion Resistant
- Long Service Life

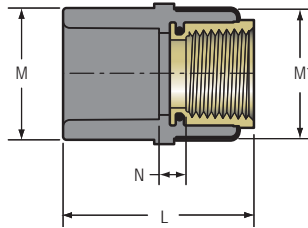


PVC & CPVC SCHEDULE 80 FITTINGS, UNIONS, TANK ADAPTERS, EXPANSION JOINTS & SADDLES



TRANSITION FEMALE ADAPTER

Socket x Brass Fipt
Dimensions Also Applicable to 835-XXXSS

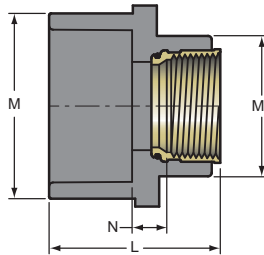


Part Number		Size	L	M	M1	N	Approx. Wt. (Lbs.)	
PVC	CPVC						PVC	CPVC
835-005BR	835-005CBR	1/2	1-25/32	1-5/32	1-7/32	5/8	.11	.12
835-007BR	835-007CBR	3/4	2	1-13/32	1-3/8	3/8	.23	.24
835-010BR	835-010CBR	1	2-7/32	1-3/4	1-11/16	13/32	.25	.31
835-012BR	835-012CBR	1-1/4	2-3/8	2-3/32	2-1/16	3/8	.35	.36
835-015BR	835-015CBR	1-1/2	2-17/32	2-13/32	2-7/16	13/32	.46	.48
835-020BR	835-020CBR	2	2-25/32	2-7/8	3-3/16	7/16	1.03	1.05

Not intended to convey or dispense water for human consumption through drinking or cooking

TRANSITION REDUCING FEMALE ADAPTER

Socket x Brass Fipt

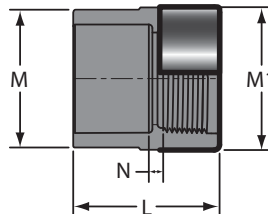


Part Number		Size	L	M	M1	N	Approx. Wt. (Lbs.)	
PVC	CPVC						PVC	CPVC
835-101BR	835-101CBR	3/4x1/2	2-1/32	1-7/16	1-3/16	15/32	.17	.18

Not intended to convey or dispense water for human consumption through drinking or cooking

ENCAPSULATED SPECIAL REINFORCED FEMALE ADAPTER

Socket x ESR Fipt



Part Number		Size	L	M	M1	N	Approx. Wt. (Lbs.)	
PVC	CPVC						PVC	CPVC
835-002ESR	835-002CESR	1/4	1-1/2	27/32	29/32	3/32	.04	.05
835-003ESR	835-003CESR	3/8	1-17/32	15/16	1-1/32	3/16	.04	.04
835-005ESR	835-005CESR	1/2	1-7/8	1-3/16	1-9/32	9/32	.08	.07
835-007ESR	835-007CESR	3/4	2	1-13/32	1-15/32	1/8	.10	.11