

67" GLENDORA

ACRYLIC FREESTANDING TUB

SKU: 930325



FEATURES

- Formed of two 3.8mm acrylic sheets, the air between acting as thermal insulator.
- Overflow option includes a Standard overflow which remains open to allow water into the drain.
- Insulation option: increases heat retention and prevents condensation due to water and air temperature fluctuations.
- Design: Modern
- Product Finish: White
- Overflow Hole: Optional
- Shape: Rectangle
- Material: Acrylic
- Exterior Treatment: Smooth
- Interior Treatment: Smooth
- Tap Deck: No
- Drain Included: Optional
- Drain Placement: End
- Faucet Included: No
- Faucet Drillings: No Drillings
- Built-in Adjusters: Yes

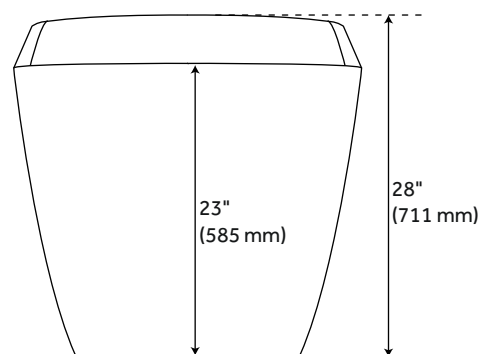
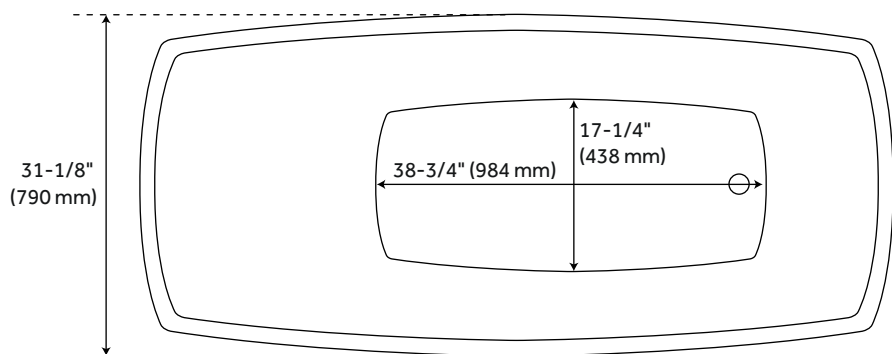
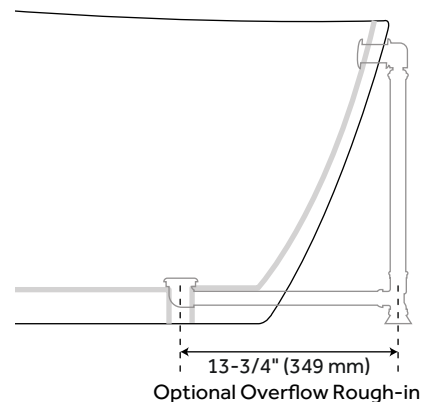
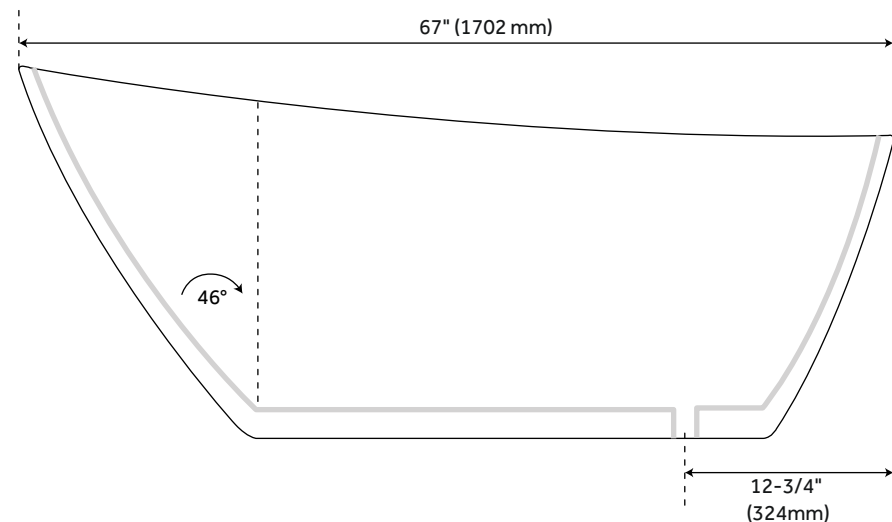
CONTENTS

67" TUB	PAGE 2
AIR TUB	PAGE 3
67" AIR TUB	PAGE 4

67" GLENDORA

ACRYLIC FREESTANDING TUB

SKU: 930325



FEATURES

Length: 67"
Width: 31-1/8"
Height: 28"
Tub Interior Length: 38-3/4"
Tub Interior Width: 17-1/4"
Water Depth To Rim: 18-1/4"
Water Depth To Overflow: 14-1/4"
Water Capacity (Gallons): 53
Tub Weight Uncrated (Lbs): 110
Tub Weight Crated (Lbs): 220

CODES/STANDARDS

cUPC
CSA B45.5/IAPMO Z124

PRODUCT IMAGE



All dimensions and specifications are nominal and may vary. Use actual products for accuracy in critical situations.

PAGE 2
Code: 443819, 427665

67" GLENDORA AIR TUB

COMPONENTS LIST

- BM-TWP BALL CHECK VALVE JETS
- MANI-SD-A SECURITY DEVICE
- MAN-A-4-AC MANIFOLD
- SILVER SLS+ VARIABLE SPEED BLOWER

INSTALLATION

Install blower behind a wall (with an access panel) or in a closet. Blower can also be installed under floor. Ensure the security device, MANI-DS-A, is at least:

- 2" Above the tub rim

Security device and hose can be mounted in wall

REMOTE CONTROL

- CG+/RTC-SENSOR-WP
- 12 – 15 YEAR BATTERY LIFE

INSIDE OF BATH

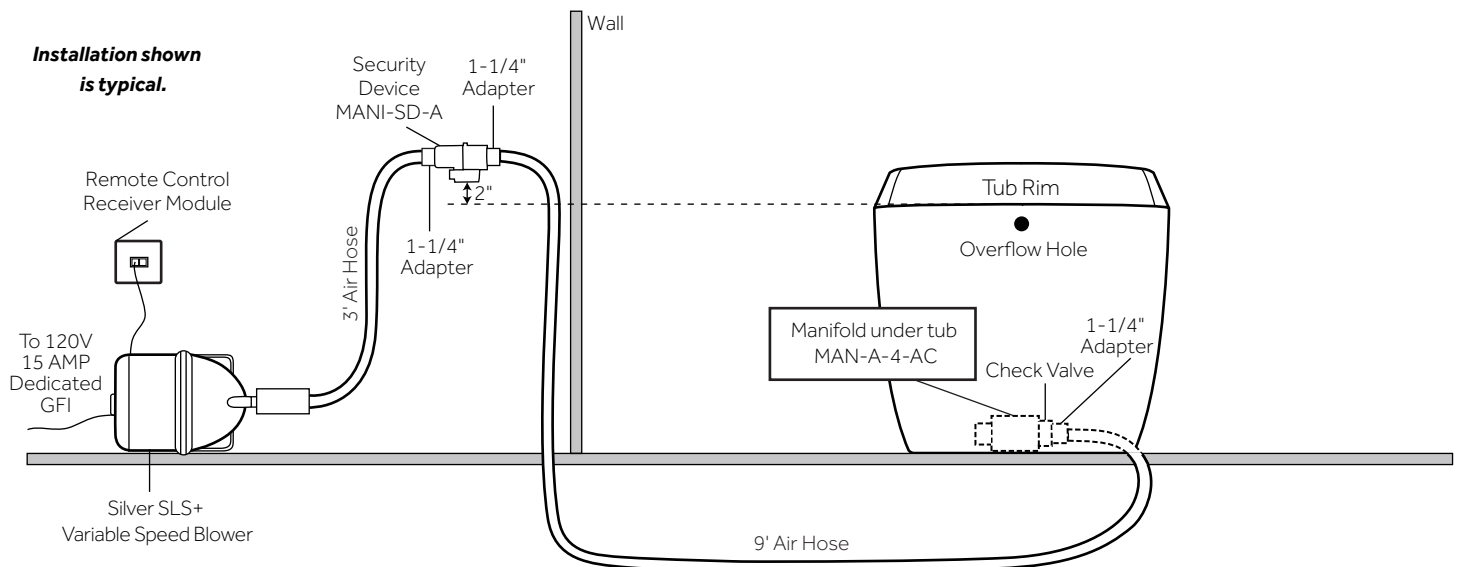
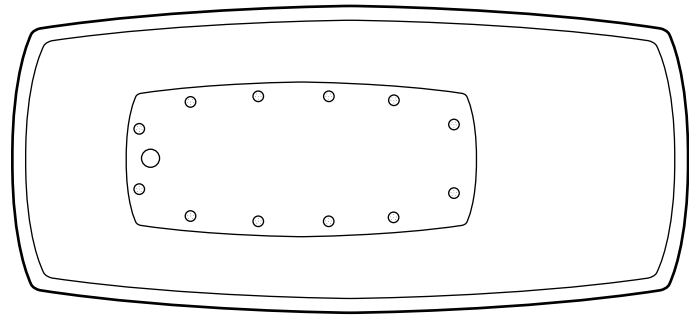
- (12) MAXI AIR JETS WITH 24 OPENINGS



ELBOWS FOR
AIR JETS



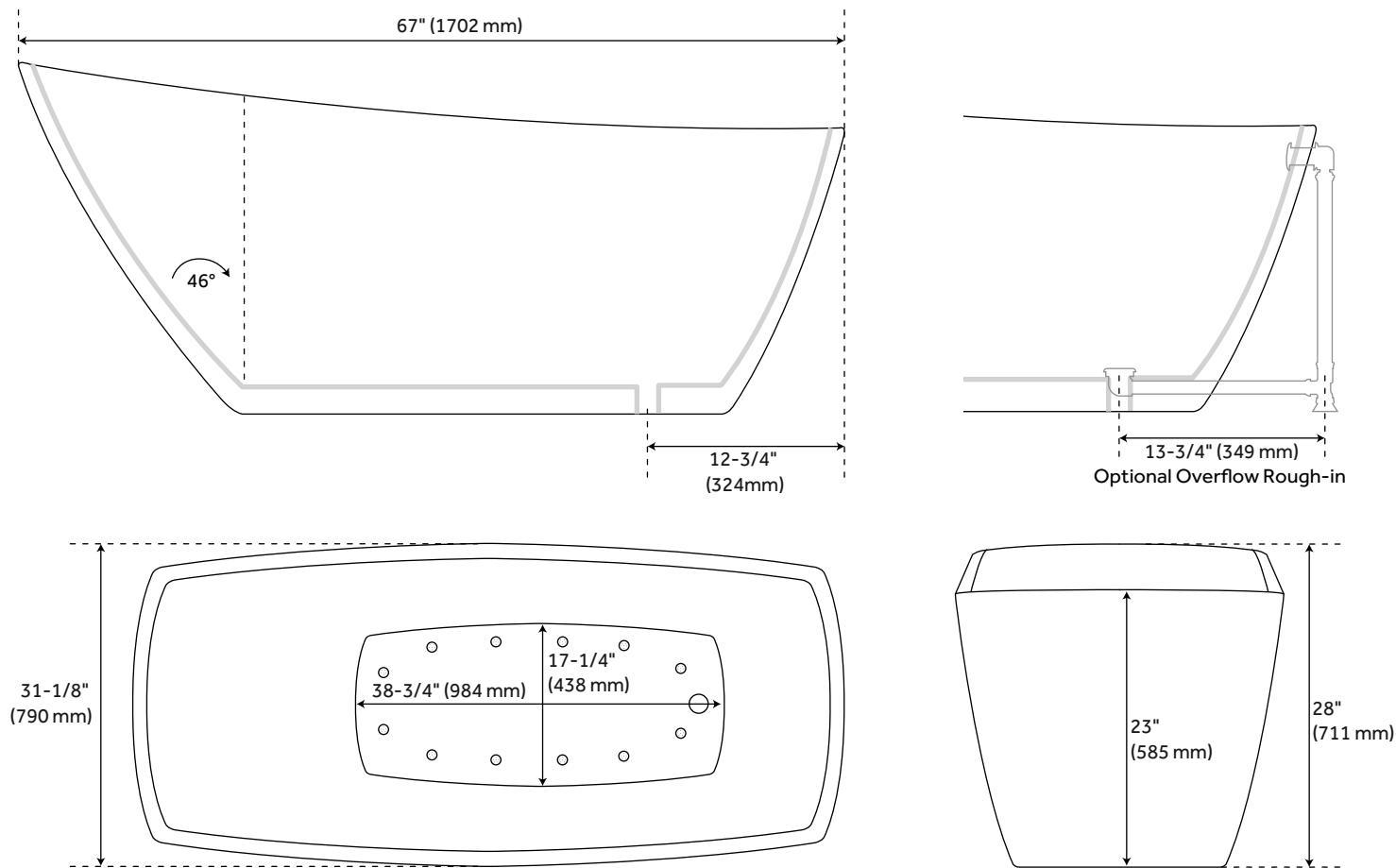
TEES FOR
AIR JETS



67" GLENDORA

ACRYLIC FREESTANDING TUB

SKU: 930325



FEATURES

- Length: 67"
- Width: 31-1/8"
- Height: 28"
- Tub Interior Length: 38-3/4"
- Tub Interior Width: 17-1/4"
- Water Depth To Rim: 18-1/4"
- Water Depth To Overflow: 14-1/4"
- Water Capacity (Gallons): 53
- Tub Weight Uncrated (Lbs): 110
- Tub Weight Crated (Lbs): 220

CODES/STANDARDS

- cUPC
- CSA B45.5/IAPMO Z124

PRODUCT IMAGE



All dimensions and specifications are nominal and may vary. Use actual products for accuracy in critical situations.