


# MXZ-5C42NA3 3.5-TON MULTI-ZONE INVERTER HEAT-PUMP SYSTEM



Job Name:

System Reference:

Date:



## FEATURES

- Variable speed INVERTER-driven compressor
- Optional base pan heater
- Quiet outdoor unit operation as low as 56 dB(A)
- High pressure protection
- Compressor thermal protection
- Compressor overcurrent detection
- Fan motor overheating/voltage protection

# SPECIFICATIONS: MXZ-5C42NA3

Cooling <sup>1</sup> (Non-Ducted // Mix // Ducted)	Maximum Capacity	BTU/H	43,000 // 43,000 // 43,000	
	Rated Capacity	BTU/H	40,500 // 39,000 // 37,500	
	Minimum Capacity	BTU/H	12,600 // 12,600 // 12,600	
	Maximum Power Input	W	4,775 // 4,775 // 4,775	
	Rated Power Input	W	4,403 // 4,286 // 4,112	
	Power Factor (208V, 230V)	%	98.9, 98.9 // 98.9, 98.9 // 98.9, 98.9	
Heating at 47°F <sup>2</sup> (Non-Ducted // Mix // Ducted)	Maximum Capacity	BTU/H	53,600 // 53,600 // 53,600	
	Rated Capacity	BTU/H	45,000 // 43,000 // 41,000	
	Minimum Capacity	BTU/H	11,400 // 11,400 // 11,400	
	Maximum Power Input	W	6,160 // 6,160 // 6,160	
	Rated Power Input	W	3,575 // 3,519 // 3,463	
	Power Factor (208V, 230V)	%	98.1, 98.1 // 98.2, 98.2 // 98.2, 98.2	
Heating at 17°F <sup>3</sup> (Non-Ducted // Mix // Ducted)	Maximum Capacity	BTU/H	30,500 // 29,800 // 29,100	
	Rated Capacity	BTU/H	24,400 // 23,700 // 23,000	
	Maximum Power Input	W	4,750 // 4,991 // 5,231	
	Rated Power Input	W	2,943 // 2,906 // 2,869	
Heating at 5°F <sup>4</sup> (Non-Ducted // Mix // Ducted)	Maximum Capacity	BTU/H	25,000 // 25,000 // 25,000	
	Maximum Power Input	W	5,000 // 5,200 // 5,400	
Efficiency (Non-Ducted // Mix // Ducted)	SEER   SEER2		19.7 // 17.4 // 15.2   19.70 // - // -	
	EER <sup>1</sup>   EER2 <sup>1</sup>		9.2 // 9.1 // 9.0   9.20 // - // -	
	HSPF (IV)   HSPF2 (IV)		10.3 // 9.7 // 9.1   9.2 // - // -	
	COP at 47°F <sup>2</sup>		3.69 // 3.58 // 3.47	
	COP at 17°F at Maximum Capacity <sup>3</sup>		1.88 // 1.75 // 1.63	
	COP at 5°F at Maximum Capacity <sup>4</sup>		1.47 // 1.42 // 1.36	
	ENERGY STAR <sup>®</sup> Certified		No // No // No	
Electrical	Electrical Power Requirements	Voltage, Phase, Frequency	208/230, 1, 60	
	Guaranteed Voltage Range	V AC	187-253	
	Voltage: Indoor - Outdoor, S1-S2	V AC	208/230	
	Voltage: Indoor - Outdoor, S2-S3	V DC	24	
	Short-circuit Current Rating (SCCR)	kA	5	
	Recommended Fuse/Breaker Size	A	40	
	Recommended Wire Size	AWG	14	
	Minimum Circuit Ampacity	A	32.5	
	Maximum Overcurrent Protection	A	40	
	Fan Motor Full Load Amperage	A	2.43	
Outdoor unit	Airflow Rate (Cooling / Heating)	CFM	2,150 / 2,550	
	Refrigerant Control		LEV	
	Defrost Method		Reverse Cycle	
	Heat Exchanger Type		Plate fin coil	
	Sound Pressure Level, Cooling <sup>1</sup>	dB(A)	56	
	Sound Pressure Level, Heating <sup>2</sup>	dB(A)	58	
	Compressor Type		DC INVERTER-driven Twin Rotary	
	Compressor Model		MNB33FBTMC-L	
	Compressor Rated Load Amps	A	20	
	Compressor Locked Rotor Amps	A	28.8	
	Compressor Oil Type // Charge	oz.	FV50S // 37.2	
	Base Pan Heater		Optional	
	Unit Dimensions	W: In. [mm]		37-13/32 [950]
		D: In. [mm]		13 [330]
		H: In. [mm]		41-17/64 [1,048]
	Package Dimensions	W: In. [mm]		41-3/8 [1,050]
		D: In. [mm]		17-3/8 [440]
		H: In. [mm]		46-3/4 [1,190]
	Unit Weight	Lbs.[kg]		189 [86]
Package Weight	Lbs.[kg]		214 [97]	
Outdoor unit operating temperature range	Cooling Intake Air Temp (Maximum / Minimum <sup>^A</sup> )	°FDB	115 / 14	
	Cooling Thermal Lock-out / Re-start Temperatures	°FDB	10.4 / 14	
	Heating Intake Air Temp (Maximum / Minimum)	°FWB	65 / 5	
	Heating Thermal Lock-out / Re-start Temperatures	°FDB	1.4 / 5	
Refrigerant	Charge	Lbs, oz	8.0, 13.0	
	Chargeless Piping Length	Ft. [m]	98.0 [30.0]	
	Additional Refrigerant Charge Per Additional Piping Length	oz./Ft. [g/m]	0.216 [20]	

**NOTES:**

AHRI Rated Conditions  
 (Rated data is determined at a fixed compressor speed)

<sup>1</sup>Cooling (Indoor // Outdoor) °F 80 DB, 67 WB // 95 DB, 75 WB  
<sup>2</sup>Heating at 47°F (Indoor // Outdoor) °F 70 DB, 60 WB // 47 DB, 43 WB  
<sup>3</sup>Heating at 17°F (Indoor // Outdoor) °F 70 DB, 60 WB // 17 DB, 15 WB

Conditions <sup>4</sup>Heating at 5°F (Indoor // Outdoor) °F 70 DB, 60 WB // 5 DB, 4 WB

\*Applications should be restricted to comfort cooling only; equipment cooling applications are not recommended for low ambient temperature conditions.

<sup>A</sup> 5°F DB - 115°F DB when optional wind baffles are installed

For actual capacity performance based on indoor unit type and number of indoor units connected, please refer to MXZ Operational Performance.  
 Although the maximum connectable capacity is 130%, the outdoor unit cannot provide more than 100% of the rated capacity. Please utilize this over capacity capability for load shedding or applications where it is known that all connected units will NOT be operating at the same time.

## SPECIFICATIONS: MXZ-5C42NA3

Indoor unit connection	Maximum Number of Connected IDU		5
	Minimum Number of Connected IDU		2
	Minimum connected capacity	BTU/H	12,000
	Maximum connected capacity	BTU/H	51,000
Piping	Liquid Pipe Size O.D. (Flared)	In.[mm]	A,B,C,D,E: 1/4 [A,B,C,D,E: 6.35]
	Gas Pipe Size O.D. (Flared)	In.[mm]	A: 1/2; B,C,D,E: 3/8 [A: 12.72; B,C,D,E: 9.52]
	Total Piping Length	Ft. [m]	262 [80]
	Maximum Height Difference, ODU above IDU	Ft. [m]	49 [15]
	Maximum Height Difference, ODU below IDU	Ft. [m]	49 [15]
	Farthest Piping Length from ODU to IDU	Ft. [m]	82 [25]
Maximum Number of Bends for IDU			80

**NOTES:**

AHRI Rated Conditions (Rated data is determined at a fixed compressor speed)	<sup>1</sup> Cooling (Indoor // Outdoor)	°F	80 DB, 67 WB // 95 DB, 75 WB
	<sup>2</sup> Heating at 47°F (Indoor // Outdoor)	°F	70 DB, 60 WB // 47 DB, 43 WB
	<sup>3</sup> Heating at 17°F (Indoor // Outdoor)	°F	70 DB, 60 WB // 17 DB, 15 WB

Conditions	<sup>4</sup> Heating at 5°F (Indoor // Outdoor)	°F	70 DB, 60 WB // 5 DB, 4 WB
------------	---	----	----------------------------

\*Applications should be restricted to comfort cooling only; equipment cooling applications are not recommended for low ambient temperature conditions.

<sup>A</sup> 5°F DB - 115°F DB when optional wind baffles are installed

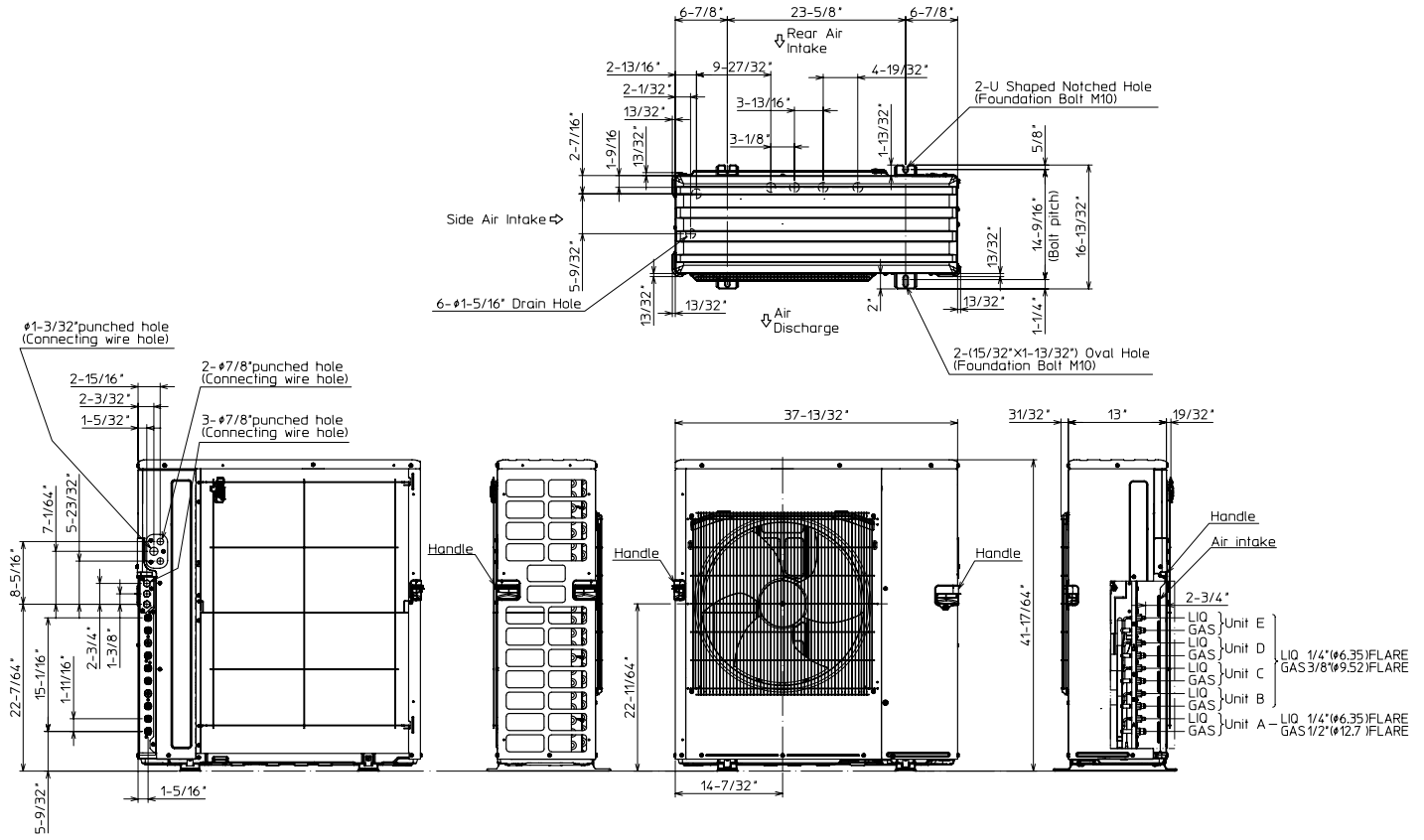
For actual capacity performance based on indoor unit type and number of indoor units connected, please refer to MXZ Operational Performance. Although the maximum connectable capacity is 130%, the outdoor unit cannot provide more than 100% of the rated capacity. Please utilize this over capacity capability for load shedding or applications where it is known that all connected units will NOT be operating at the same time.

## OUTDOOR UNIT ACCESSORIES: MXZ-5C42NA3

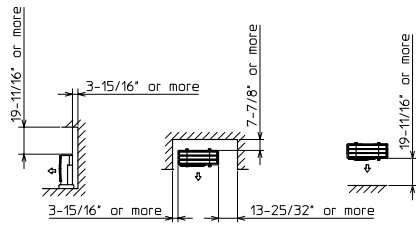
Air Outlet Guide	Air Outlet Guide (1 Piece)	PAC-SH96SG-E
Ball Valve	Refrigeration Ball Valve - 1/2"	BV12FFSI2
	Refrigeration Ball Valve - 1/4"	BV14FFSI2
	Refrigeration Ball Valve - 3/8"	BV38FFSI2
	Refrigeration Ball Valve - 5/8"	BV58FFSI2
Control Wire	M-Net Control Wire, 1,000' Roll (16-AWG, Standard, Twisted Pair, Shielded, Jacketed- Plenum rated)	CW162S-1000
	M-Net Control Wire, 250' Roll (16-AWG, Standard, Twisted Pair, Shielded, Jacketed- Plenum rated)	CW162S-250
Drain Socket	Drain Socket	PAC-SG60DS-E
Hail Guards	Hail Guard	HG-A1
M-NET Converter	M-NET Converter	PAC-IF01MNT-E
Mini-Split Wire	14 Gauge, 4 wire MiniSplit Cable—250 ft. roll	S144-250
	14 Gauge, 4 wire MiniSplit Cable—250 ft. roll	SW144-250
	14 Gauge, 4 wire MiniSplit Cable—50 ft. roll	S144-50
	14 Gauge, 4 wire MiniSplit Cable—50 ft. roll	SW144-50
	16 Gauge, 4 wire MiniSplit Cable—250 ft. roll	S164-250
	16 Gauge, 4 wire MiniSplit Cable—250 ft. roll	SW164-250
	16 Gauge, 4 wire MiniSplit Cable—50 ft. roll	S164-50
	16 Gauge, 4 wire MiniSplit Cable—50 ft. roll	SW164-50
Mounting Pad	Condensing Unit Mounting Pad: 16" x 36" x 3"	ULTRILITE1
	Outdoor Unit 3-1/4 inch Mounting Base (Pair) - Plastic	DSD-400P
Optional Defrost Heater	Optional Defrost Heater	PAC-645BH-E
Port Adapter	Adaptor: 1/2" x 3/8"	MAC-A455JP-E
	Adaptor: 1/2" x 5/8"	MAC-A456JP-E
	Adaptor: 3/8" x 1/2"	MAC-A454JP-E
	Adaptor: 3/8" x 5/8"	PAC-SG76RJ-E
Stand	18" Single Fan Stand	QSMS1801M
	24" Single Fan Stand	QSMS2401M
	Condenser Wall Bracket	QSWB2000M-1
	Condenser Wall Bracket - Stainless Steel Finish	QSWBSS
	Outdoor Unit Stand — 12" High	QSMS1201M

# OUTDOOR UNIT DIMENSIONS: MXZ-5C42NA3

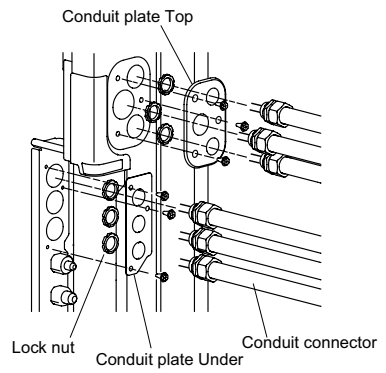
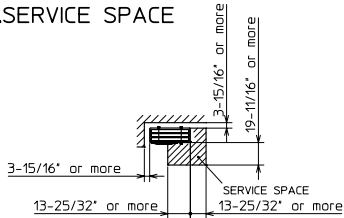
Unit: inch (mm)



## 1. FREE SPACE



## 2. SERVICE SPACE



1340 Satellite Boulevard Suwanee, GA 30024  
Toll Free: 800-433-4822 www.mehvac.com

FORM# MXZ-5C42NA3 - 202206

