



Product Offering



1470 Dale Court • Austell, GA 30168
Phone: 404-351-2202 • Fax: 404-351-2203
www.lcmetals.com

LC METALS, INC. PRODUCT INDEX

| | <u>Page #</u> |
|--|---------------|
| <u>STUD GUARDS</u> | 3 |
| <u>FHA STRAPS</u> | 3 |
| <u>BOCA PLATES</u> (Noil Plates)..... | 4 |
| <u>PLUMBERS TAPE</u> (Bonding Iron)..... | 4 |
| <u>DUCT STRAP</u> | 5 |
| <u>STUD SHOES</u> | 5 |
| <u>1 & 2 HOLE PIPE STRAPS</u> | 6 |
| <u>J-HOOKS</u> | 6 |
| <u>RING & BOLT HANGER</u> | 7 |
| <u>WIRE PIPE HOOKS</u> | 7 |
| <u>SWIVEL HANGERS</u> | 8 |
| <u>CLEVIS HANGERS</u> | 8 |
| <u>RISER CLAMPS</u> | 9 |
| <u>SINGLE PLATE FLANGE</u> | 9 |
| <u>RODS AND ROD ATTACHMENTS</u> | 10 |
| <u>BEAM CLAMPS</u> | 10 |
| <u>C-CLAMPS</u> | 11 |
| <u>FASTENERS</u> | 11 |
| <u>SERVICES OFFERED</u> | 12 |

LC METALS, INC. PRODUCT WARRANTY

LC Metals, Inc. guarantees that all of its products will be free from defects in material and workmanship. If an LC Metals, Inc. product is found defective in either material or workmanship within 90 days of purchase, LCMI will replace the product without charge.

LC Metals, Inc. will accept no liability other than the replacement of the defective product.

Please refer to the LC Metals, Inc. Returned Goods Policy for instructions on returning defective items.

LC METALS, INC. RETURNED GOODS POLICY

You must obtain a Returned Goods Authorization (RGA) from LC Metals, Inc. before any products can be returned. The RGA must list the LC Metals, Inc. order number and invoice number or the customer's P.O. number.


To obtain a RGA, please call LC Metals, Inc. at 404-351-2202

Returns must meet the following requirements:

- No returns will be accepted that are greater than 90 days old from date of purchase.
- All returned material must be in the original container and in its original condition.

LC Metals, Inc.
1470 Dale Court • Austell, GA 30168
Phone: 404-351-2202 • Fax: 404-351-2203
Website: www.lcmetals.com


Stud Guards

| Width | Model Type | Lengths | Gauge | Box Qty. |
|--|---|--|--------------------------|------------------|
|  1.5" = 15 2" = 2 3" = 3 | SG = Pronged ISG = Interlocking (6" Only) | 2-3/4" = 275 3" = 03 5" = 05 6" = 06 9" = 09 12" = 12 18" = 18 24" = 24 | 16G 18G 20G 22G | 100 All Sizes |

Example: 15 SG 06 18 = Part No. 15SG0618
 Description: 1.5" x 6" - 18 Gauge

15 SG 06 18
 Width Stud Guard Length Gauge

FHA Straps


| Width | Model Type | Lengths | Gauge | Holes |
|---|------------|---|--------------------------|-----------------------|
|  1.5", 3", 3.5" Width | F | 3" = 03 6" = 06 9" = 09 12" = 12 18" = 18 24" = 24 | 12G 14G 16G 18G | See Chart Below |

Example: 15 F 06 18 - 6 = Part No. 15F0618-6
 Description: 1.5" x 6" 18G 6-Hole FHA Strap

15 F 06 18 - 6
 Width FHA Strap Length Gauge Holes

| | | | | | | | | |
|--|-------------------------|------------------------|-----------------------|------------------------|-----------------------|-------------------------|-----------------------|--|
| Hole Pattern: <table style="width: 100%; border: none;"> <tr> <td style="padding: 0 10px;">-2 = 1 Hole per Side</td> <td style="padding: 0 10px;">-12 = 6 Holes per Side</td> </tr> <tr> <td style="padding: 0 10px;">-4 = 2 Holes per Side</td> <td style="padding: 0 10px;">-16 = 8 Holes per Side</td> </tr> <tr> <td style="padding: 0 10px;">-6 = 3 Holes per Side</td> <td style="padding: 0 10px;">-24 = 12 Holes per Side</td> </tr> <tr> <td style="padding: 0 10px;">-8 = 4 Holes per Side</td> <td></td> </tr> </table> | -2 = 1 Hole per Side | -12 = 6 Holes per Side | -4 = 2 Holes per Side | -16 = 8 Holes per Side | -6 = 3 Holes per Side | -24 = 12 Holes per Side | -8 = 4 Holes per Side | |
| -2 = 1 Hole per Side | -12 = 6 Holes per Side | | | | | | | |
| -4 = 2 Holes per Side | -16 = 8 Holes per Side | | | | | | | |
| -6 = 3 Holes per Side | -24 = 12 Holes per Side | | | | | | | |
| -8 = 4 Holes per Side | | | | | | | | |


BOCA Plates (Nail Plates)

| Width | Model Type | Lengths | Gauge | Box Qty. |
|--|--|--|-------|----------|
|  3" = 3 3.5" = 35 5" = 5 6" = 6 8" = 8 10" = 10 | B = Flat BSN = Self Nailing | 5" = 05 6" = 06 8" = 08 9" = 09 12" = 12 18" = 18 24" = 24 | 16G | 25 50 |

Example: 5 B 08 16 = Part No. 5B0816
 Description: 5" x 8" 16G BOCA Plate

Width
BOCA Plate
Length
Gauge


Plumbers Tape (Banding Iron)

| Width | Model Type | Lengths | Gauge | Box Qty. |
|--|--|------------------|--|-------------------------------------|
|  Banding Iron 0.75" = 75 1.5" = 150 | PT = Galvanized PTC = Copper PTBH = Big Holes PTP = Plastic | 10', 50' 100' | 20G 22G 24G 26G 28G 30G | 10 - 100" 20 - 50" 100 - 100" |

Example: 75 PT 10 20 = Part No. 75PT1020
 Description: 3/4" x 10' 20G Plumbers Tape

Width
Plumbers Tape
Length
Gauge

Duct Strap


| Width | Lengths | Gauge | Box Qty. |
|---|-------------------|--|---------------------|
|  <p style="text-align: center;">1" = 1, 1.5" = 15 No Holes</p> | 80', 100' 200' | 20G 22G 24G 26G 28G 30G | Individual Rolls |

Example: 1 DS 100 26 = Part No. 1DS10026
Description: 1" x 100' 26G Duct Strap

Width
Duct Strap
Length
Gauge

**Also Available in 50 and 100 lb. Rolls or Your Specific Requirements. Call for Pricing.*


Stud Shoes

| Width | Size | Gauge | Box Qty. |
|---|--|------------|----------|
|  | SS = Single DS = Double TS = Triple | 16G 18G | 25 |

Example: SS 16 = Part No. SS16
Description: Single Stud Shoe - 16G


Stud Shoes
Gauge

1 & 2 Hole Pipe Straps (Rigid Galvanized)

| Width | Sizes | Material | Model Type |
|---|---|--|-----------------------------------|
|  <p style="text-align: center;">Pipe Straps</p> | <p>1/4" = 025 3/8" = 038 1/2" = 050 5/8" = 063 3/4" = 075 1" = 100 1-1/4" = 125 1-1/2" = 150 2" = 200 2-1/2" = 250 3" = 300 3-1/2" = 350 4" = 400 6" = 600</p> | <p>C = Copper GR = Galvanized Rigid S = Stainless</p> | <p>1PS 2PS</p> |


Example: 100 C 2PS = Part No. 100C2PS
Size Pipe Strap Model Type Description: 1" Copper 2-Hole Pipe Strap

J-Hooks

| Width | Sizes | Model Type | Box Qty. |
|---|---|--|------------|
|  | <p>0.5" - 0.75" = 575 0.75" - 1" = 751</p> | <p>CJ = Copper J-Hook GJ = Galvanized J-Hook</p> | <p>100</p> |


Example: 575 CJ = Part No. 575CJ
Size Model Type Description: 0.5" - 0.75" J-Hook Copper

Ring & Bolt Hanger

| Width | Sizes | Material | Model Type |
|---|--|--|------------|
|  | 3/4" = 075 1" = 100 1-1/4" = 125 1-1/2" = 150 2" = 200 2-1/2" = 250 3" = 300 3-1/2" = 350 4" = 400 6" = 600 | C = Copper G = Galvanized S = Stainless | RBH |


Example: 100 C RBH = Part No. 100CRBH
Size Material Model Type Description: 1" Copper Ring & Bolt Hanger

Wire Pipe Hooks

| Width | Pipe Size | Length | Material |
|---|--|---|--|
|  | 1/2" = 050 3/4" = 075 1" = 100 1-1/4" = 125 1-1/2" = 150 2" = 200 3" = 300 4" = 400 | 4" = 04 6" = 06 8" = 08 10" = 10 12" = 12 | C = Copper P = Plain D = Plastic Coated |


Example: 050 WPH 06 C = Part No. 050WPH06-C
Width Wire Pipe Hooks Length Material Description: 1/2" x 6" Wire Pipe Copper Hook

Swivel Hangers

| Width | Sizes | Material | | | | | | | | | | | | | | |
|---|--|------------|----------|------------|--------------|----------|----------|--------------|----------|--------------|----------|----------|----------|--------------|--|--|
|  Swivel Ring | <table style="width: 100%; border: none;"> <tr> <td style="width: 50%;">1/2" = 050</td> <td style="width: 50%;">3" = 300</td> </tr> <tr> <td>3/4" = 075</td> <td>3-1/2" = 350</td> </tr> <tr> <td>1" = 100</td> <td>4" = 400</td> </tr> <tr> <td>1-1/4" = 125</td> <td>5" = 500</td> </tr> <tr> <td>1-1/2" = 150</td> <td>6" = 600</td> </tr> <tr> <td>2" = 200</td> <td>8" = 800</td> </tr> <tr> <td>2-1/2" = 250</td> <td></td> </tr> </table> | 1/2" = 050 | 3" = 300 | 3/4" = 075 | 3-1/2" = 350 | 1" = 100 | 4" = 400 | 1-1/4" = 125 | 5" = 500 | 1-1/2" = 150 | 6" = 600 | 2" = 200 | 8" = 800 | 2-1/2" = 250 | | <p>P = Plain G = Galvanized C = Copper FP = Fire Protection S = Stainless</p> |
| 1/2" = 050 | 3" = 300 | | | | | | | | | | | | | | | |
| 3/4" = 075 | 3-1/2" = 350 | | | | | | | | | | | | | | | |
| 1" = 100 | 4" = 400 | | | | | | | | | | | | | | | |
| 1-1/4" = 125 | 5" = 500 | | | | | | | | | | | | | | | |
| 1-1/2" = 150 | 6" = 600 | | | | | | | | | | | | | | | |
| 2" = 200 | 8" = 800 | | | | | | | | | | | | | | | |
| 2-1/2" = 250 | | | | | | | | | | | | | | | | |


Example: **100** **SH** **P** = Part No. 100SHP
Size Swivel Hanger Material Description: 1" Swivel Hanger Plain

Clevis Hangers

| Width | Sizes | Model Type | | | | | | | | | | | | | | | | | | | | | | | | |
|---|---|------------|----------|------------|----------|----------|------------|--------------|------------|--------------|------------|----------|------------|--------------|------------|----------|------------|--------------|------------|----------|------------|----------|------------|----------|--|--|
|  Clevis Hanger | <table style="width: 100%; border: none;"> <tr> <td style="width: 50%;">1/2" = 050</td> <td style="width: 50%;">7" = 700</td> </tr> <tr> <td>3/4" = 075</td> <td>8" = 800</td> </tr> <tr> <td>1" = 100</td> <td>10" = 1000</td> </tr> <tr> <td>1-1/4" = 125</td> <td>12" = 1200</td> </tr> <tr> <td>1-1/2" = 150</td> <td>14" = 1400</td> </tr> <tr> <td>2" = 200</td> <td>16" = 1600</td> </tr> <tr> <td>2-1/2" = 250</td> <td>18" = 1800</td> </tr> <tr> <td>3" = 300</td> <td>20" = 2000</td> </tr> <tr> <td>3-1/2" = 350</td> <td>24" = 2400</td> </tr> <tr> <td>4" = 400</td> <td>30" = 3000</td> </tr> <tr> <td>5" = 500</td> <td>36" = 3600</td> </tr> <tr> <td>6" = 600</td> <td></td> </tr> </table> | 1/2" = 050 | 7" = 700 | 3/4" = 075 | 8" = 800 | 1" = 100 | 10" = 1000 | 1-1/4" = 125 | 12" = 1200 | 1-1/2" = 150 | 14" = 1400 | 2" = 200 | 16" = 1600 | 2-1/2" = 250 | 18" = 1800 | 3" = 300 | 20" = 2000 | 3-1/2" = 350 | 24" = 2400 | 4" = 400 | 30" = 3000 | 5" = 500 | 36" = 3600 | 6" = 600 | | <p>L = Light Duty P = Plain G = Galvanized C = Copper S = Stainless</p> |
| 1/2" = 050 | 7" = 700 | | | | | | | | | | | | | | | | | | | | | | | | | |
| 3/4" = 075 | 8" = 800 | | | | | | | | | | | | | | | | | | | | | | | | | |
| 1" = 100 | 10" = 1000 | | | | | | | | | | | | | | | | | | | | | | | | | |
| 1-1/4" = 125 | 12" = 1200 | | | | | | | | | | | | | | | | | | | | | | | | | |
| 1-1/2" = 150 | 14" = 1400 | | | | | | | | | | | | | | | | | | | | | | | | | |
| 2" = 200 | 16" = 1600 | | | | | | | | | | | | | | | | | | | | | | | | | |
| 2-1/2" = 250 | 18" = 1800 | | | | | | | | | | | | | | | | | | | | | | | | | |
| 3" = 300 | 20" = 2000 | | | | | | | | | | | | | | | | | | | | | | | | | |
| 3-1/2" = 350 | 24" = 2400 | | | | | | | | | | | | | | | | | | | | | | | | | |
| 4" = 400 | 30" = 3000 | | | | | | | | | | | | | | | | | | | | | | | | | |
| 5" = 500 | 36" = 3600 | | | | | | | | | | | | | | | | | | | | | | | | | |
| 6" = 600 | | | | | | | | | | | | | | | | | | | | | | | | | | |


Example: **100** **CH** **P** = Part No. 100CHP
Size Clevis Hanger Material Description: 1" Clevis Hanger Plain

Riser Clamps

| Width | Sizes | Model Type | Material | | | | | | | | | | | | | | | | | | | | |
|---|---|------------|----------|------------|----------|----------|----------|--------------|------------|--------------|------------|----------|------------|--------------|------------|----------|------------|--------------|------------|----------|------------|-----------|--|
|  Riser Clamp | <table style="width: 100%; border: none;"> <tr> <td style="width: 50%;">1/2" = 050</td> <td style="width: 50%;">5" = 500</td> </tr> <tr> <td>3/4" = 075</td> <td>6" = 600</td> </tr> <tr> <td>1" = 100</td> <td>8" = 800</td> </tr> <tr> <td>1-1/4" = 125</td> <td>10" = 1000</td> </tr> <tr> <td>1-1/2" = 150</td> <td>12" = 1200</td> </tr> <tr> <td>2" = 200</td> <td>14" = 1400</td> </tr> <tr> <td>2-1/2" = 250</td> <td>16" = 1600</td> </tr> <tr> <td>3" = 300</td> <td>18" = 1800</td> </tr> <tr> <td>3-1/2" = 350</td> <td>20" = 2000</td> </tr> <tr> <td>4" = 400</td> <td>24" = 2400</td> </tr> </table> | 1/2" = 050 | 5" = 500 | 3/4" = 075 | 6" = 600 | 1" = 100 | 8" = 800 | 1-1/4" = 125 | 10" = 1000 | 1-1/2" = 150 | 12" = 1200 | 2" = 200 | 14" = 1400 | 2-1/2" = 250 | 16" = 1600 | 3" = 300 | 18" = 1800 | 3-1/2" = 350 | 20" = 2000 | 4" = 400 | 24" = 2400 | RC | P = Plain C = Copper G = Galvanized S = Stainless |
| 1/2" = 050 | 5" = 500 | | | | | | | | | | | | | | | | | | | | | | |
| 3/4" = 075 | 6" = 600 | | | | | | | | | | | | | | | | | | | | | | |
| 1" = 100 | 8" = 800 | | | | | | | | | | | | | | | | | | | | | | |
| 1-1/4" = 125 | 10" = 1000 | | | | | | | | | | | | | | | | | | | | | | |
| 1-1/2" = 150 | 12" = 1200 | | | | | | | | | | | | | | | | | | | | | | |
| 2" = 200 | 14" = 1400 | | | | | | | | | | | | | | | | | | | | | | |
| 2-1/2" = 250 | 16" = 1600 | | | | | | | | | | | | | | | | | | | | | | |
| 3" = 300 | 18" = 1800 | | | | | | | | | | | | | | | | | | | | | | |
| 3-1/2" = 350 | 20" = 2000 | | | | | | | | | | | | | | | | | | | | | | |
| 4" = 400 | 24" = 2400 | | | | | | | | | | | | | | | | | | | | | | |

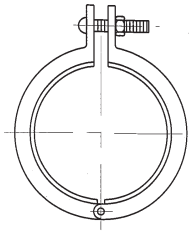
Example: 200 RC C = Part No. 200RCC
Size Riser Clamps Material Description: 2" Riser Clamp Copper

Single Plate Flange

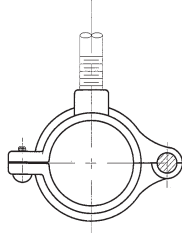
| Width | Sizes | Model Type | Material | | | | |
|---|---|------------|----------|-----------|--|--|--|
|  Single Plate Flange | <table style="width: 100%; border: none;"> <tr> <td style="width: 50%;">1/2" = 12</td> <td style="width: 50%;"></td> </tr> <tr> <td>3/8" = 38</td> <td></td> </tr> </table> | 1/2" = 12 | | 3/8" = 38 | | SPFRT = Single Plate Flanged Rod Thread | P = Plain C = Copper G = Galvanized |
| 1/2" = 12 | | | | | | | |
| 3/8" = 38 | | | | | | | |

Example: 12 SPFRT G = Part No. 12SPFRTG
Size Single Plate Flange Material Description: 1/2" Single Plate Flanged Rod Threaded Galvanized

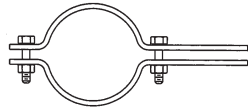
Pipe Attachments



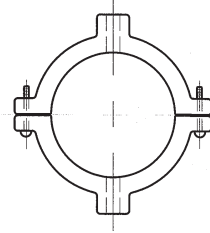
Hinge Hanger



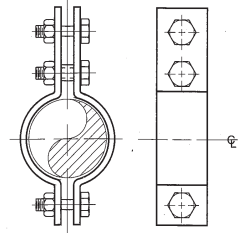
Extension Ring Hanger



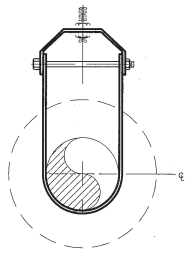
Riser Clamp



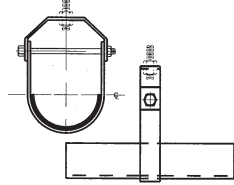
Split Ring Hanger, Double Tapping



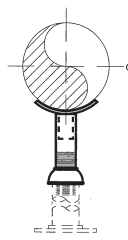
Heavy Duty Three Bolt Pipe Clamp



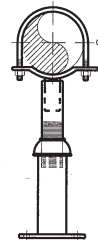
Elongated Clevis Hanger



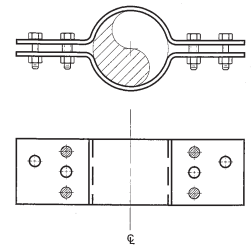
Refrigeration Hanger and Shield



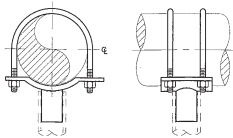
Adjustable Pipe Support



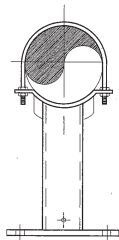
Adjustable Floor Support



Riser Clamp

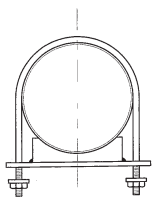


Pipe Stanchion with U-Bolt

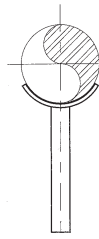


Floor Support

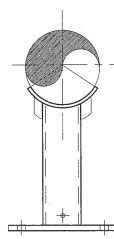
Pipe Attachments



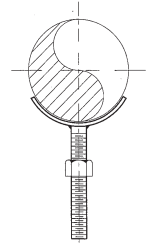
Anchor Chair



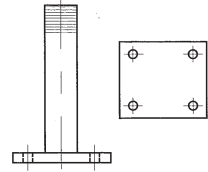
Pipe Support



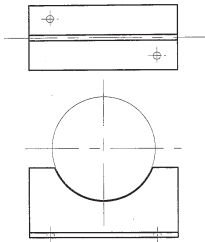
Floor Support



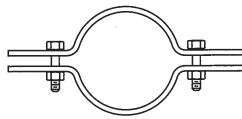
**Adjustable
Pipe Support**



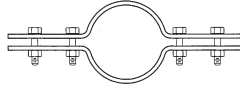
**Threaded
Base Stand**



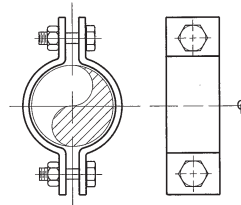
Pipe Chair



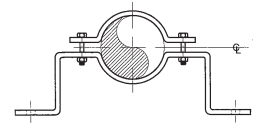
**Ductile Iron
Pipe Clamp**



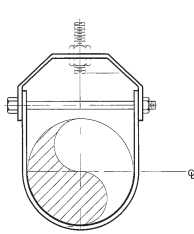
**Double Bolt Ductile
Iron Pipe Clamp**



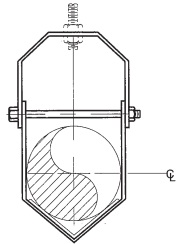
**Two Bolt
Pipe Clamp**



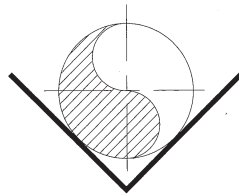
Offset Pipe Clamp



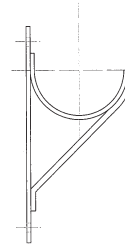
**Light Duty
Clevis Hanger**



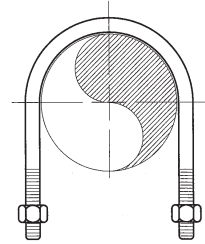
Vee Clevis Hanger



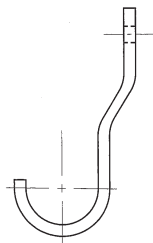
Vee Trough



Wall Pipe Support



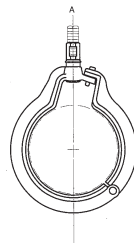
Short U-Bolt



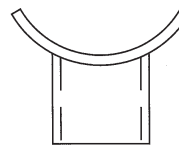
**Return Line
Offset Hook**



Return Line Hook

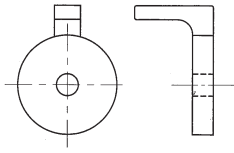


**Adjustable Split
Swivel Hanger**

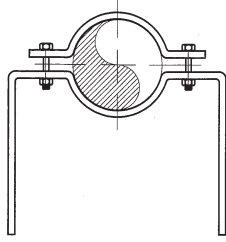


Pipe Support

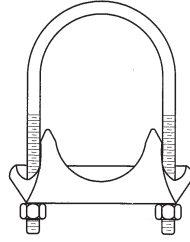
Pipe Attachments



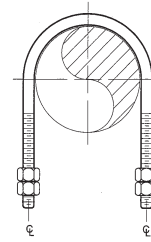
**Underground Socket
Clamp Washer**



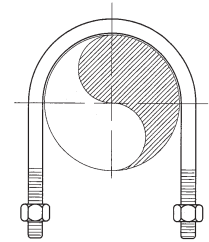
**Extended Offset
Pipe Clamp**



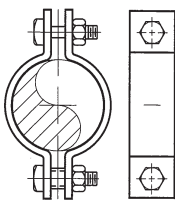
**Right Angle
Beam Clamp**



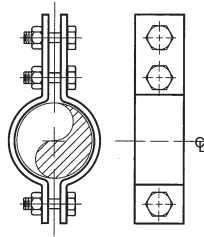
Standard U-Bolt



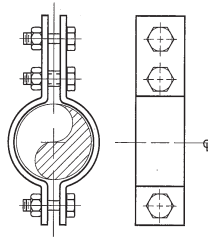
Light Duty U-bolt



**Heavy Duty Two
Bolt Pipe Clamp**



**Three Bolt
Pipe Clamp**



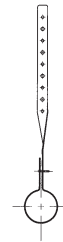
**Alloy Three Bolt
Pipe Clamp**



**Back-to-Back
Channel Assembly**

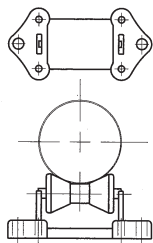


Angle Iron Support

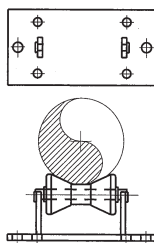


**Drain, Waste,
Vent Clamp**

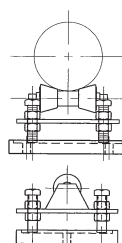
Pipe Rolls



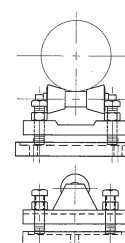
Chair and Roll



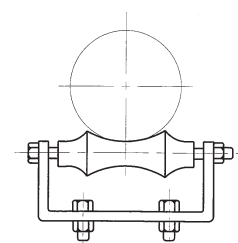
Chair and Roll



**Adjustable Chair
and Roll**

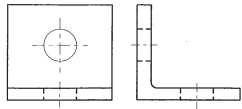


**Adjustable Chair
and Roll**



Roller Chair

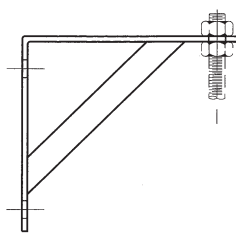
Structure Attachments



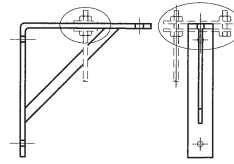
Angle knee



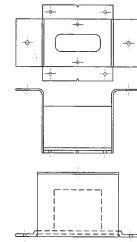
Extension Bar



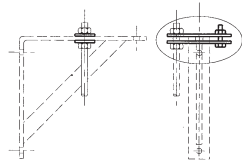
Wall Bracket



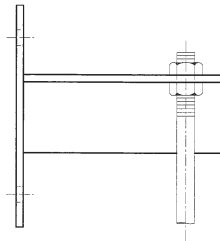
**Light Welded
Steel Bracket**



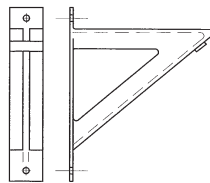
**Steel Concrete
Insert and Nut**



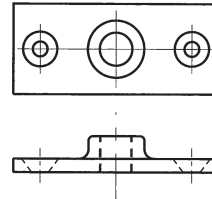
Steel Bracket Clip



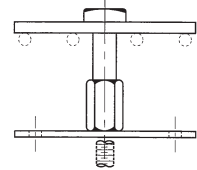
Bracket



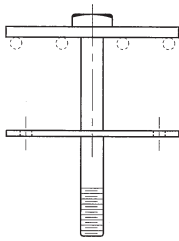
**Medium Welded
Steel Bracket**



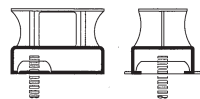
Single Plate



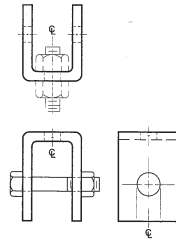
**Female Ceiling
Mount Bolt**



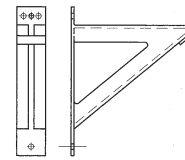
**Male Ceiling
Mount Bolt**



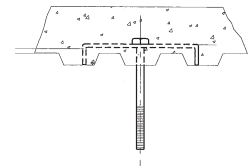
**Malleable Concrete
Insert and Nut**



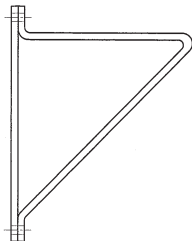
**Welded Beam
Attachment**



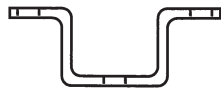
**Heavy Welded
Steel Bracket**



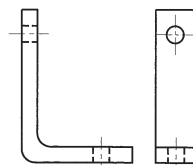
**Metal Deck
Ceiling Bolt**



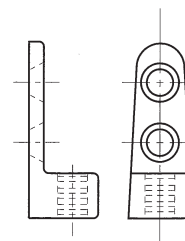
Steel Bracket



Ceiling Stirrup



Return Line Angle

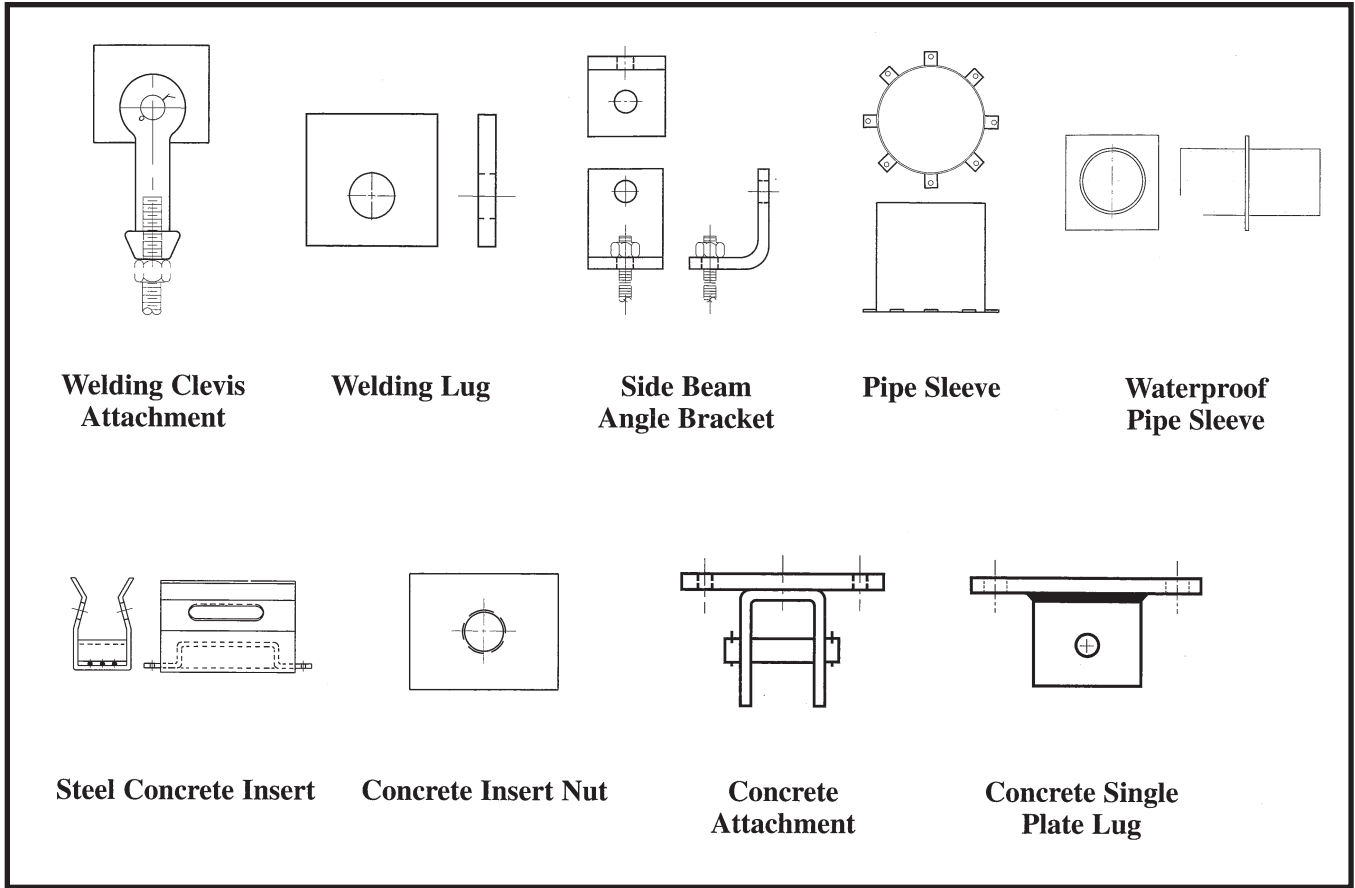


**Side Beam
Connector**

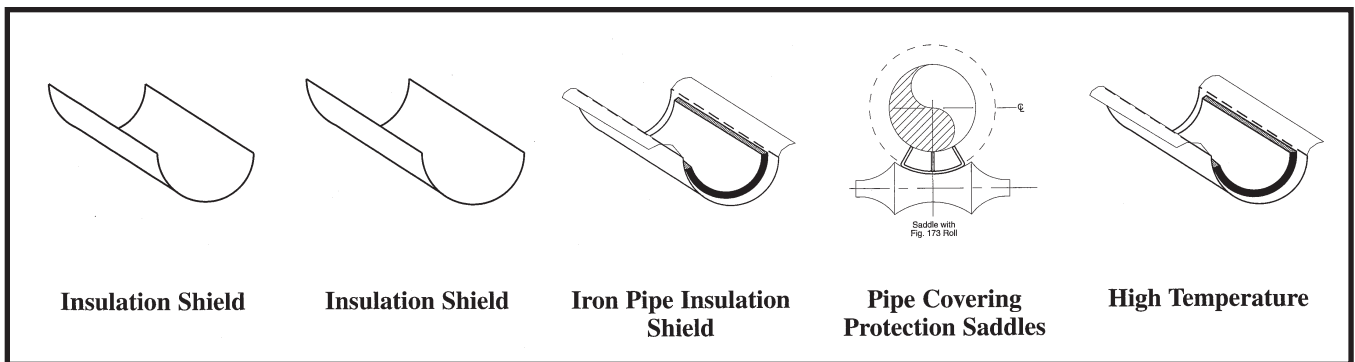


Anchor Bolt

Structure Attachments



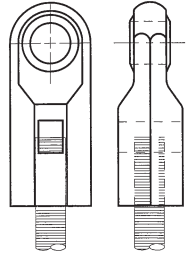
Pipe Saddles and Shields



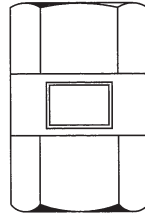
Rods and Rod Attachments



Turnbuckle



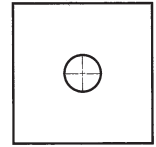
Extension Piece



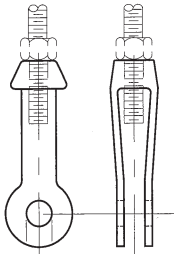
**Malleable
Rod Coupling**



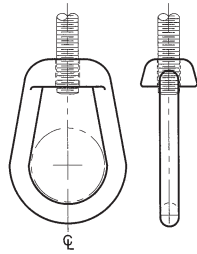
**Round Hanger
Rod**



Washer Plate



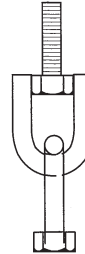
**Forged Steel
Clevis**



**Forged Weldless
Eyenut**

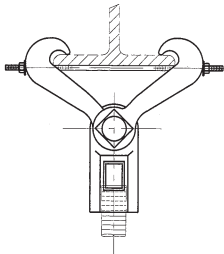


**Linked Eye
Rods**

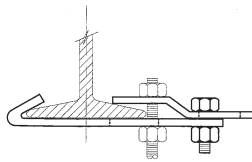


**Male and Female
Rod Fitting**

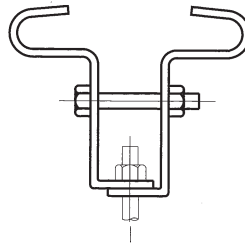
Beam Clamps



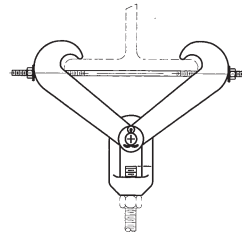
**Adjustable
Beam Clamp**



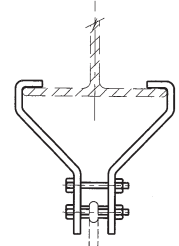
**Adjustable Side
Beam Clamp**



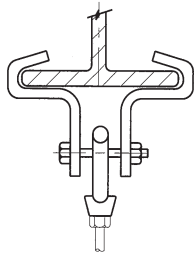
Beam Clamp



**Steel Beam Clamp
with Eyenut**

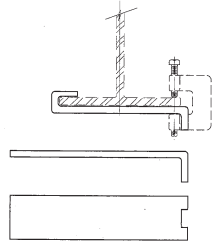


**Extended Beam
Clamp**

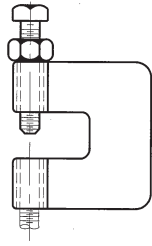


**Beam Clamp
with Swing Nut**

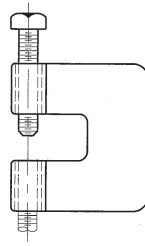
C-Clamps



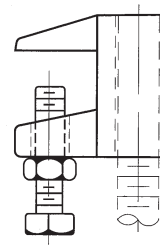
C-Clamp Retaining Clip



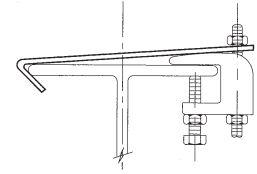
C-Clamp with Locking Nut



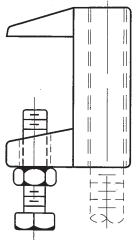
C-Clamp without Locking Nut



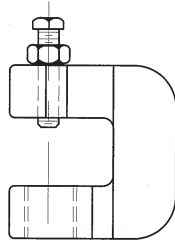
Top Beam Clamp with Locking Nut



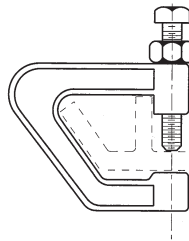
Top Beam Retaining Clip



Wide Mouth Top Beam Clamp

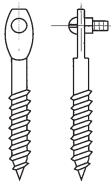


C-Clamp with Locking Nut

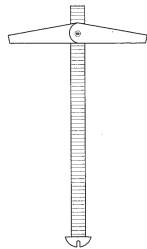


Purlin Clamp

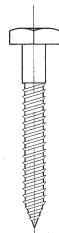
Fasteners



Flattened End Lag Screw



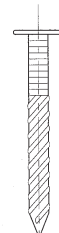
Toggle Bolt



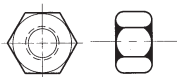
Steel Coach Screw



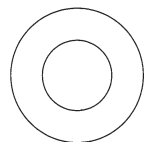
Hex Head Bolt with Hex Nut



Steel Drive Screw



Hex Nut



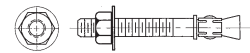
Round Washer



Lock Washer



Self Drilling Anchor



Wedge Anchor

Services Offered

CUSTOM STAMPING

FABRICATING

- ✓ **BENDING**
- ✓ **PUNCHING**
- ✓ **NOTCHING**
- ✓ **WELDING**
- ✓ **ASSEMBLY**

SLITTING

- ✓ We specialize in narrow width multiple items and less than truckload quantities
- ✓ We can slit from widths from .500 to 24.0” in thicknesses from .008 - .080
- ✓ Our maximum coil capacity is 8,000 #
- ✓ Our finished goods will exceed standard tolerances and will be impeccably packaged
- ✓ We offer “JIT” shipping
- ✓ We can slit the following materials:
 - ◆ Hot Rolled, P & O, Cold Rolled
 - ◆ Galvanized, Galvalume, Pre-Painted
 - ◆ Electro Zinc, Galvanneal
 - ◆ Aluminum, Stainless, and Copper

All LCMi Products Are



Proudly Made in the USA

LC Metals, Inc.

1470 Dale Court

Austell, GA 30168

Phone: 404-351-2202 • Fax: 404-351-2203

www.lcmetals.com