



ASSEMBLY INSTRUCTIONS

ITEM NO.: 6-2000-7 6-5CCT-7



FOR YOUR SAFETY WARNING

Risk of Fire, Consult a qualified electrician to ensure correct branch circuit conductor.

Turn off the main power at the circuit breaker before installing the fixture in order to prevent possible shock.

General

All electrical connections must be in accordance with local and National Electrical Code (N.E.C.) standards.

If you are unfamiliar with proper electrical wiring connections obtain the services of a qualified electrician.

Remove the fixture and the mounting package from the box and make sure that no parts are missing by referencing the illustration.

INCLUDED ACCESSORIES BAG



Wire Nut
Qty: 3 pcs
P3




#8-32 x 3/8"
Qty: 2 pcs



#8-32 x 1"
Qty: 2 pcs

Junction Box Screw
Stainless Steel



Mounting Plate
Qty: 1 pc

4inch outlet box installation, see Figure 1.

1. Attach two mounting screws into 4" outlet box leaving enough of screw exposed to engage keyholes in the top of disk light (Fig.1).
2. Pull out the outlet wire and ground wire from the outlet box, make wire connections with wire nuts.
 - Ribbed wire (W/O marking) or white wire from fixture to White wire from outlet box.
 - Smooth wire (W marking) or black wire from fixture to Black wire from outlet box.
 - Ground wire (green or bare copper) from fixture to ground wire from outlet box.
3. Aim the disk light key holes to the mounting screws, Twist the disk light, then, tight the mount screw with screwdriver
4. Twist the lens on disk light metal enclosure and lock the lens in place.

3inch outlet box, see Figure 2

1. Attach the single mounting plate to 3" outlet box secured with the junction box screws
2. Attach two mounted screws to the single mounting plate leaving enough of screw exposed to engage keyholes in the top of disk light (Fig.2)
3. Pull out the outlet wire and ground wire from the outlet box, make wire connections with wire nuts.
 - Ribbed wire (W/O marking) or white wire from fixture to White wire from outlet box.
 - Smooth wire (W marking) or black wire from fixture to Black wire from outlet box.
 - Ground wire (green or bare copper) from fixture to ground wire from outlet box.
4. Aim the disk light key holes to the mounting screws, Twist the disk light, then, tight the mounting screws with screwdriver.
5. Twist the lens on disk light metal enclosure and lock the lens in place.

Figure 1

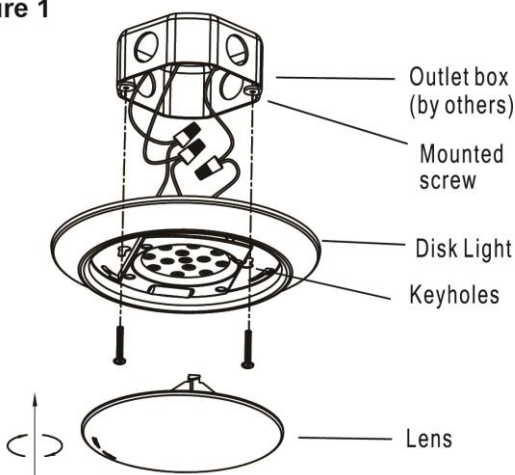
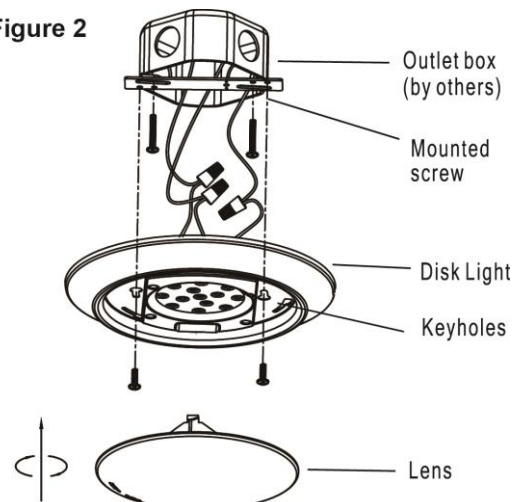


Figure 2



Recommended Dimmer list

No.	Brand	Item No.	Feature	Grade	Dimming Range
1	Lutron	DVCL-153P-WH	150W 1.25A Dimmable LED, CFL, 600W Incandescent / Halogen	Compatible	10%-100%
2	Lutron	DVSCCL-153P-ES	150W 1.25A Dimmable LED, CFL, 600W Incandescent / Halogen	Compatible	10%-100%
3	Lutron	DVCL-253P-WH	250W 2.0A Dimmable LED, CFL, 600W Incandescent / Halogen	Compatible	10%-100%
4	Lutron	DVELV-300P-WH	300W Single-Pole Preset dimmer	Compatible	10%-100%
5	Lutron	PD-6WCL, Caseta Wireless dimmer	100W 1.25A Dimmable LED, CFL, 600W Incandescent / Halogen, WIFI	Compatible	10%-100%
6	Lutron	CTCL-153P-IV	150W 1.25A Dimmable LED, CFL, 600W Incandescent / Halogen	Compatible	10%-100%
7	Lutron	S-600P-WH	600 W Halogen/Incandescent Dimmer	Compatible	10%-100%
8	Lutron	SELV-300P-IV	300W Preset dimmer	Compatible	10%-100%
9	Lutron	AYCL-253P-WH	250W 2.0A Dimmable LED, CFL, 600W Incandescent / Halogen	Compatible	10%-100%
10	Lutron	MACL-153M-WH	150W 1.25A Dimmable LED, CFL, 600W Incandescent / Halogen	Compatible	10%-100%
11	Lutron	DVWCL-153PH-WH	150W, 1.25A White, Compact Fluorescent Light/LED Or 600W Incandescent/Halogen	Compatible	10%-100%
12	FEIT	72309	150W 1.25A Dimmable LED, CFL, 600W Incandescent / Halogen	Compatible	10%-100%
13	Leviton	DSL06-1LZ	300W 2.5A Dimmable LED, CFL, 600W Incandescent / Halogen, WIFI	Compatible	10%-100%
14	Leviton	DW6HD	150W 1.25A Dimmable LED, CFL, 600W Incandescent / Halogen	Compatible	10%-100%
15	Leviton	6672	150W 1.25A Dimmable LED, CFL,	Compatible	10%-100%
16	Leviton	IPL06-10Z	150W 1.25A Dimmable LED, CFL,	Compatible	10%-100%
17	Leviton	DSM10-1LZ	450W 3.75A Dimmable LED, CFL, 600W Incandescent / Halogen	Compatible	10%-100%
18	Leviton	6674	150W 1.25A Dimmable LED, CFL,	Compatible	10%-100%
19	Leviton	6633	150W 1.25A Dimmable LED, CFL, 600W Incandescent / Halogen	Compatible	10%-100%
20	Leviton	TSL06-1LW	300W 2.5A Dimmable LED, CFL, 600W Incandescent / Halogen, WIFI	Compatible	10%-100%
21	Leviton	6615-POW	300W 2.5A Dimmable LED, CFL,	Compatible	10%-100%
22	Legrand	RHCL453PW	450W 3.75A Dimmable LED, CFL,	Compatible	10%-100%
23	Legrand	ADPD453LM2	150W 1.25A Dimmable LED, CFL, 600W Incandescent / Halogen	Compatible	10%-100%

Minimal buzzing noise may occur with some dimmers.