


ElectriFLEX LD™ Light Duty Commercial Upright Electric Water Heater



Photo is of
LE350S3-3

FEATURING:



Bradford White ElectriFLEX LD™ Upright Electric Models Feature:

- **Fully Automatic Thermostat Controls**—Fast acting surface-mount thermostats with a maximum setpoint of 175°F (79°C) and a high limit energy cut-off (manual reset) for safety.
- **Direct Heat Transfer With Immersed Elements**—Transfers heat directly and efficiently to the water. Screw-in style. INCOLOY[®] elements available upon request (standard on LE265T, LE280T and LE2120T).
- **Vitraglas[®] Lining with Microban[®]**—An exclusively engineered enamel formula that provides superior tank protection from the corrosive effects of water; and with Microban[®] antimicrobial product protection to help prevent the growth of bacteria, mold and mildew on the surface of the tank lining.
- **Hydrojet[®] Total Performance System**—Sediment build-up reducing device that also increases first hour rating of hot water while minimizing temperature build-up in tank.
- **Insulation System**—Non-CFC foam insulation covers the sides and top of the tank, reducing heat loss. This results in less energy consumption, improved efficiencies, and jacket rigidity.
- **Water Connections**—3/4" (19mm) NPT factory-installed true dielectric fittings extend water heater life and simplify water line connections. 1" (25mm) NPT for LE2120T.
- **Factory-Installed Heat Traps**—Design incorporates a flexible disk that reduces heat loss in piping and eliminates the potential for noise generation.
- **Protective Anode Rod**—Provides added protection against corrosion for long-term, trouble-free service.
- **Steel Tank**—Heavy gauge steel automatically formed, rolled, and welded.
- **Field Convertible**—Quickly and easily convert phases and Simultaneous/ Non-Simultaneous operation.
- **Field Conversion Kits**—Change kW and/or voltage in the field (see options on following page).
- **T&P Relief Valve Installed On Top.**
- **NSF 5 kits available.**

General:

30 through 55 gallon models models comply with NAECA III requirements. 65 through 119 gallon models are compliant with EPA Act. 30 gallon (114L) through 55 gallon (208L) heaters are wired inter-locking (Non-Simultaneous, Three Phase) 240V with two 4500W elements, unless otherwise specified. 65 gallon (246L) through 119 gallon (450L) heaters are wired inter-locking (Simultaneous, Three Phase) 240V with two 6100W elements. All water and electrical connections are 3/4" NPT (19mm) except for LE2120T3-3 (1" NPT (25mm)). All models certified at 300 PSI test pressure (2068 kPa) and 150 PSI working pressure (1034 kPa.)

Dimensions and specifications subject to change without notice in accordance with our policy of continuous product improvement.

3 or 5-Year Limited Tank Warranties / 1-Year Limited Warranty on Component Parts.

For more information on warranty, please visit www.bradfordwhite.com

For products installed in USA and Puerto Rico. Some states do not allow limitations on warranties. See complete copy of the warranty included with the heater.

Microban[®] antimicrobial product protection helps prevent the growth of bacteria, mold and mildew that may affect the product. The built-in antimicrobial properties do not protect users or others from disease-causing organisms. Microban[®] is a registered trademark of Microban Products Company.



Commercial Electric Water Heater

ElectriFLEX LD™ Upright Models

Meet or exceed ASHRAE 90.1 (latest edition). C.E.C. Listed

Model Number	Rated Nominal Capacity		DOE Rated Storage Volume Gal.	First Hour Rating Gal.	Uniform Energy Factor	Element Wattage (Watts)		A Floor to Top of Heater in.	B Jacket Dia. in.	C Floor to Water Conn. in.	D C/L of Water Conn. in.	E Floor to T&P Conn. in.	G Water Conn. NPT in.	Approx. Shipping Weight lbs.
	U.S. Gal.	Imp. Gal.				Minimum	Maximum							
LE330S3-3	30	25	27	43	0.92	1500	6000	46 ^{11/16}	20	48 ^{15/16}	8	48 ^{15/16}	3/4	100
LE340S3-3	40	33	36	49	0.91	1500	6000	47 ^{3/16}	22	49 ^{7/16}	8	49 ^{7/16}	3/4	114
LE350S3-3	50	42	45	60	0.92	3500	6000	47 ^{3/16}	24	49 ^{7/16}	8	49 ^{7/16}	3/4	144
LE255T3-3	55	46	55	75	0.93	4500	6000	56 ^{15/16}	23	58 ^{3/16}	8	58 ^{3/16}	3/4	142
LE265T3-3	65	54	N/A	N/A	N/A	12200	12200	60	22	61	8	61 ^{9/16}	3/4	156
LE280T3-3	80	67	N/A	N/A	N/A	12200	12200	60	24	61	8	61 ^{9/16}	3/4	183
LE2120T3-3	119	99	N/A	N/A	N/A	12200	12200	63	28	64 ^{13/16}	8	64 ^{9/16}	1	305

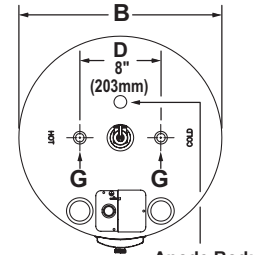
Model Number	Rated Nominal Capacity		DOE Rated Storage Volume Liters	First Hour Rating Liters	Uniform Energy Factor	Element Wattage (Watts)		A Floor to Top of Heater mm.	B Jacket Dia. mm.	C Floor to Water Conn. mm.	D C/L of Water Conn. mm.	E Floor to T&P Conn. mm.	G Water Conn. NPT mm.	Approx. Shipping Weight kg.
	Liters	Liters				Minimum	Maximum							
LE330S3-3	114	102	163	163	0.92	1500	6000	1186	508	1243	203	1243	19	45
LE340S3-3	151	136	186	186	0.91	1500	6000	1199	559	1256	203	1256	19	52
LE350S3-3	189	170	227	227	0.92	3500	6000	1199	610	1256	203	1256	19	65
LE255T3-3	208	208	284	284	0.93	4500	6000	1446	584	1478	203	1478	19	64
LE265T3-3	246	N/A	N/A	N/A	N/A	12200	12200	1524	559	1549	203	1564	19	71
LE280T3-3	303	N/A	N/A	N/A	N/A	12200	12200	1524	610	1549	203	1564	19	83
LE2120T3-3	450	N/A	N/A	N/A	N/A	12200	12200	1600	711	1646	203	1640	25	138

Specify wattage and voltage when ordering. Use chart below for maximum wattages at certain voltages For 5 year models, change suffix "3" to "5". NSF 5 Kits available when ordering. All models meet DOE's standby loss requirements.

LE330S3-3, LE340S3-3, LE350S3-3, LE255T3-3 Models Only

Wattage Limitations for Non-Simultaneous and Simultaneous Operation	Voltage							Recovery ▲ GPH Temperature Rise °F					Recovery ▲ LPH Temperature Rise °C						
	120V	208V	240V	277V	380V	415V	480V	Wattage	60	80	90	100	120	Wattage	34	45	50	56	67
	1500W / 1500W	yes	yes	yes	yes	yes	yes	yes	1500W	10	8	7	6	5	1500W	38	30	26	23
2000W / 2000W	no	yes	yes	yes	yes	yes	yes	2000W	14	10	9	8	7	2000W	53	38	34	30	26
2500W / 2500W	no	yes	yes	yes	yes	yes	yes	2500W	17	13	11	10	9	2500W	64	49	42	38	34
3000W / 3000W	no	yes	yes	yes	yes	yes	yes	3000W	21	15	14	12	10	3000W	79	57	53	45	38
3500W / 3500W	no	yes	yes	no	yes	yes	no	3500W	24	18	16	14	12	3500W	91	68	61	53	45
4000W / 4000W	no	yes	yes	yes	yes	yes	yes	4000W	28	21	18	16	14	4000W	106	79	68	61	53
4500W / 4500W	no	yes	yes	yes	yes	yes	yes	4500W	31	23	21	18	15	4500W	117	87	79	68	57
5000W / 5000W	no	yes	yes	yes	yes	yes	yes	5000W	34	26	23	21	17	5000W	129	98	87	79	64
5500W / 5500W	no	yes	yes	no	yes	yes	no	5500W	38	29	25	23	19	5500W	144	110	95	87	72
6000W / 6000W	no	no	yes	yes	yes	yes	yes	6000W / 6100W	41	31	28	25	21	6000W / 6100W	155	117	106	95	79

▲ (Recovery based on Non-Simultaneous operation, when Simultaneous operation the GPH/ LPH will approximately double.)



Voltage and Wattage Conversion Kits LE330S3-3, LE340S3-3, LE350S3-3, LE255T3-3 Models Only

Refer to Element Wattage minimum & maximum in chart above

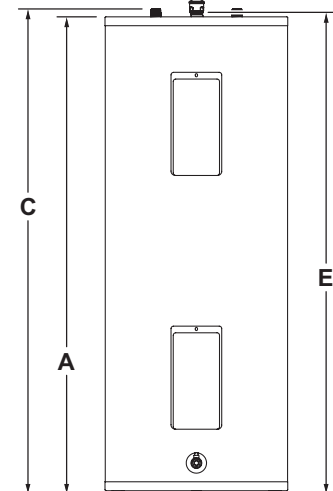
Simultaneous and Non-Simultaneous Wattage	Voltage						
	120V	208V	240V	277V	380V	415V	480V
1500W / 1500W	415-46409-01	415-46409-05	415-46409-13	415-46409-16	415-46409-24	415-46409-41	415-46409-32
2000W / 2000W	N/A	415-46409-06	415-46409-05	415-46409-17	415-46409-43	415-46409-24	415-46409-33
2500W / 2500W	N/A	415-46409-07	415-46409-06	415-46409-18	415-46409-25	415-46409-43	415-46409-34
3000W / 3000W	N/A	415-46409-08	415-46409-14	415-46409-19	415-46409-26	415-46409-25	415-46409-35
3500W / 3500W	N/A	415-46409-09	415-46409-07	N/A	415-46409-54	415-46409-26	N/A
4000W / 4000W	N/A	415-46409-49	415-46409-08	415-46409-20	415-46409-56	415-46409-54	415-46409-36
4500W / 4500W	N/A	415-46409-11	415-46409-09	415-46409-51	415-46409-57	415-46409-55	415-46409-59
5000W / 5000W	N/A	415-46409-50	415-46409-15	415-46409-52	415-46409-58	415-46409-56	415-46409-38
5500W / 5500W	N/A	415-46409-67	415-46409-49	415-46409-61**	415-46409-63	415-46409-57	415-46409-62**
6000W / 6000W	N/A	415-46409-66*	415-46409-68	415-46409-53	415-46409-64	415-46409-58	415-46409-60

Voltage Conversion Kits LE265T, LE280T, LE2120T Models Only

Simultaneous Wattage	Voltage						
	120V	208V	240V	277V	380V	415V	480V
6100W / 6100W	N/A	N/A	415-54506-69**	415-54506-70**	N/A	N/A	415-54506-71**

Note: Each kit will include two replacement elements, two gaskets, a rating plate overlay and one set of instructions. For water heaters with only one element, please retain the extra element and gasket as a service part.

*415-46409-66 contains only one element. **INCOLOY® element only.



— BRADFORD WHITE IS —



Sales: 800-523-2931 ■ Fax 215-641-1612

24/7 Technical Support: 800-334-3393 ■ Email techserv@bradfordwhite.com

Products made by Bradford White are manufactured in the United States using the finest raw materials and components from around the world.

Built to be the Best