

# KALLISTA®

One™ by KALLISTA  
Wall-mount sink faucet, cross handles  
P21803-CR

## Features

- High-quality solid-brass construction for durability and reliability
- Spout reach is 7-1/8" (181 mm)
- Laminar flow
- Includes soft-touch drain
- WaterSense®-listed 1.2 gpm (4.5 lpm) maximum flow rate
- Required rough-in sold separately
- Unlacquered Brass (ULB) available in North America and the United Kingdom only

## Required Products/Accessories

P29304-00

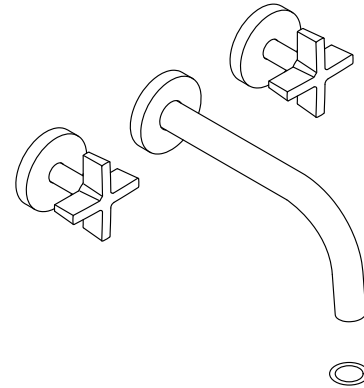
## Recommended Products/Accessories

P74234-WO Under-mount Sink, Soft Rectangle with Overflow, Glazed

P24491-NM Sink faucet, low spout, Nero Marquina handles

P34402-00 Towel Bar, 18"

P34407-00 Disc Hook



**ADA**

**CSA B651**

**OBC**

## Codes/Standards

ASME A112.18.1/CSA B125.1

NSF/ANSI 61

NSF/ANSI 372

All applicable US Federal and State material regulations

DOE - Energy Policy Act 1992

EPA WaterSense®

California Energy Commission (CEC)

ADA

ICC/ANSI A117.1

CSA B651

OBC

## KALLISTA® Five-Year Limited Warranty

See website for detailed warranty information.

## Available Colors/Finishes

*Color tiles intended for reference only.*

Color   Code   Description

AD

CP

BL

ULB

BAF

1-888-4-KALLISTA (1-888-452-5547)

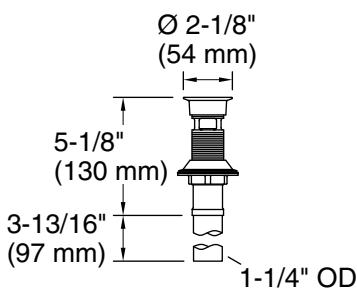
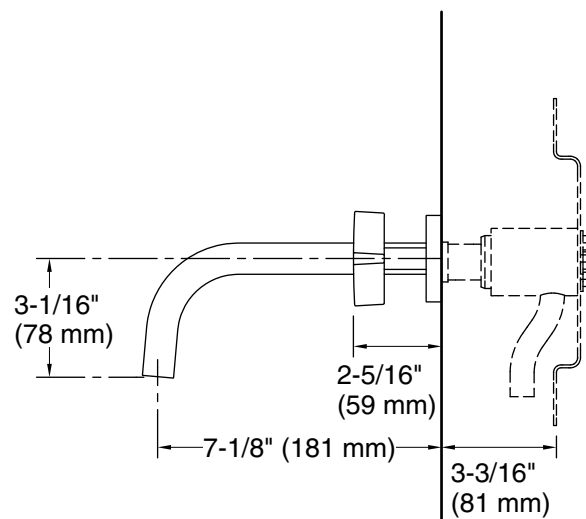
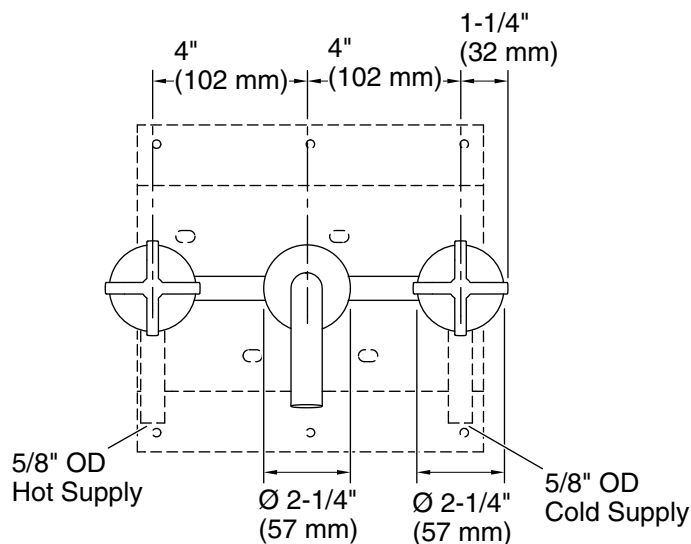
Kallista reserves the right to make revisions without notice to product specifications.

For the most current Specification Sheet, go to [www.kallista.com](http://www.kallista.com).

7-14-2022 19:23 - US

# KALLISTA®

One™ by KALLISTA  
Wall-mount sink faucet, cross handles  
P21803-CR



## Technical Information

All product dimensions are nominal.

### Faucet:

Flow rate: 1.2 gal/min (4.5 l/min)

Pressure: 60 psi (4.1 bar)

Drain included: Yes

Drain with  
overflow: Yes

### Spout:

Spout reach: 7-1/8" (180 mm)

## Notes

Install this product according to the installation instructions.

ADA, OBC, CSA B651 compliant when installed to the specific requirements of these regulations.