



Kingston™ Ultra
Antimicrobial toilet with Mach® Tripoint®
flushometer
K-PR84325-T3HS

Features

- Fixture and touchless flushometer combination is engineered for optimal performance.
- Elongated bowl offers added room and comfort.
- Antimicrobial finish inhibits the growth of mold-, mildew-, stain-, and odor-causing bacteria on the fixture surface. This product does not protect users against bacteria, viruses, or other disease organisms. Always clean and wash this product thoroughly before and after each use.
- 2-1/8" (54 mm) fully glazed trapway.
- 11" x 8-1/4" (279 mm x 210 mm) water surface.
- 1.0 gpf (3.8 lpf).
- Flush valve activation distance is factory-set.
- No external flush volume adjustment ensures water conservation.
- 24-hour automatic sentinel flush keeps trapway fresh.
- Mechanical override enables flushometer to be used manually even during a power outage.
- Chloramine and chlorine resistance on all rubber components exposed to waterway.
- Locking stop cap provides protection against vandalism.
- Powered by a 30 year/875,000 cycle hybrid energy cell.
- For this combination, order K-84325-SS bowl and K-10TH00K10 flushometer.

Material

- Vitreous china bowl.
- Brass flush valve with durable polished brass finish.

Technology

- Electronic infrared sensor with Tripoint® technology for accurate activation.
- Designed to outperform competitors in bowl cleanliness and plug resistance.

Installation

- Wall-hung.
- Seat sold separately.

Water Conservation & Rebates

- This product can help a building earn Water Efficiency points in LEED® Green Building Rating System.



ADA

OBC

Codes/Standards

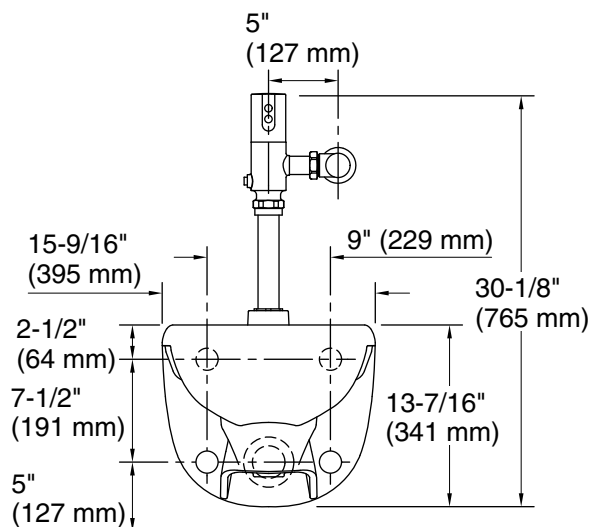

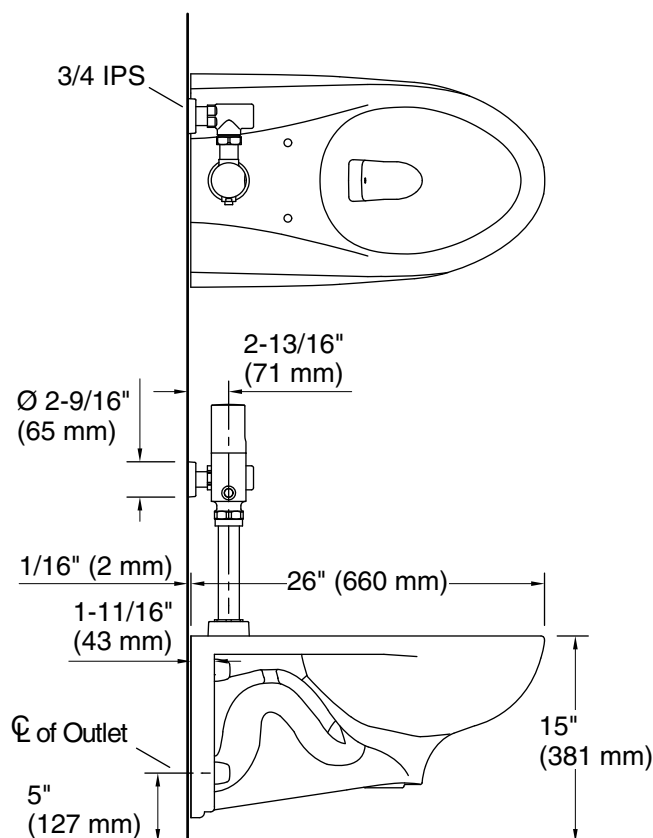
ASME A112.18.1/CSA B125.1
ASME A112.19.2/CSA B45.1
ASSE 1037/ASME A112.1037/CSA B125.37
DOE - Energy Policy Act 1992
EPA WaterSense®
California Energy Commission (CEC)
ADA
ICC/ANSI A117.1
OBC

KOHLER® One-Year Limited Warranty

See website for detailed warranty information.

KOHLER®

Kingston™ Ultra Antimicrobial toilet with Mach® Tripoint® flushometer K-PR84325-T3HS



Technical Information

All product dimensions are nominal.

Toilet type:	Wall-hung
Waste Outlet:	Wall
Bowl shape:	Elongated
Flush type:	Siphon jet
Spud size:	1 1/2, Inlet, Top
Trap passageway:	2-1/8" (54 mm)
Rim to water surface:	5-13/16" (148 mm)
Rough-in:	5" (127 mm)
Seat-mounting holes:	5-1/2" (140 mm)

Fixture Supply Requirements

Min static pressure:	35 psi (241.3 kPa)
Max static pressure:	80 psi (551.6 kPa)
Min flowing pressure:	25 psi (172.4 kPa)
Min flow rate:	25 gpm (94.6 lpm)

Notes

Install this product according to the installation instructions.

ADA, OBC compliant when installed to the specific requirements of these regulations.

For ADA installations, rear grab bar may need to be split or shifted.

Plumbing codes may require elongated toilets and elongated, open-front seats in public bathrooms.

Accessibility standards may require controls to be located on the open side of the toilet.

1-800-4KOHLER (1-800-456-4537)

Kohler Co. reserves the right to make revisions without notice to product specifications.

For the most current Specification Sheet, go to www.kohler.com.

3-24-2022 05:12 - US/CA/MX

THE BOLD LOOK
OF **KOHLER®**