




MEDICINE CABINETS

**SPECIFICATION SHEET**

**FM3042CC2SNF  
FRAMED MIRROR**

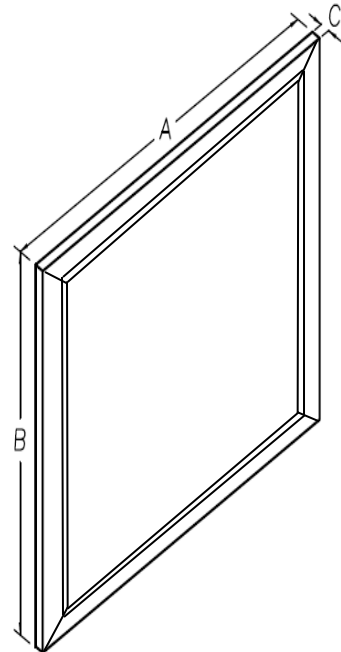
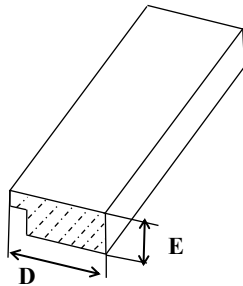


**FEATURES/TYPICAL SPECIFICATIONS**

- Surface Mount Installation
- 5/32" thick float glass mirror with clean cut edge, 4 sides
- 2.000" X 0.750" Flat Satin Nickel Molding
- Mounting hardware that includes 4 hangers to allow for versatility of hanging direction
- Finished edge 40# Kraft paper backing
- Overall Frame Size: 30.000" X 42.000" X 0.750"

**Finishes:**

- Housing: N/A
- Mirror: Clean Cut
- Frame: Satin Nickel



		Dimensions In Inches	
Model #	Description	D	E
B7079954	MOLDING 2.00 FLAT SATIN NICKEL	2.000	0.750

		Dimensions In Inches		
Model #	Description	A	B	C
FM3042CC2SNF	FRAMED MIRROR 30X42 SATIN NICKEL FLAT	30.000	42.000	0.750

REFERENCE	QTY.	REMARKS	Project	
			Location	
			Architect	
			Engineer	
			Contractor	
			Submitted by	Date

\* All models and material specifications are subject to change or withdrawal without notice.

SFM3042CC2SNF\_A00