

# EVM4X Evaporator Coil with Power-V Technology Multipoise AC Only

## Product Data

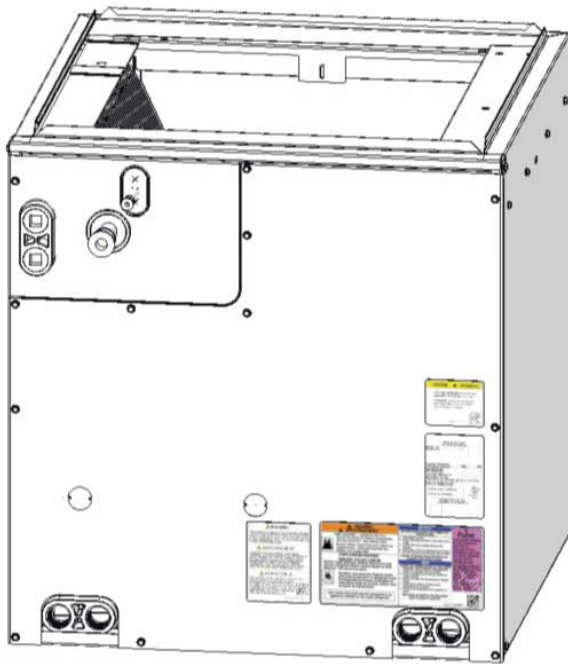


Fig. 1 – Typical Coil

A221165

This evaporator coil incorporates proven standards for reliable system operation and performance throughout the life of this product. These quality coils, manufactured and installed as part of a total comfort system, provide AHRI-rated performance ratings and are additionally listed with UL and c-UL.

Available for use in R-410A refrigerant only, it is a cased V-coil that is housed in a durable, 24-gauge, pre-painted cool gray cabinet. The fully insulated cabinet (foil faced with R-2.1 insulation) provides for quiet efficient operation of the evaporator coil.

**IMPORTANT:** This design is for AC applications only.

### DESIGN FEATURES

**Performance** — Designed with performance in mind, this new evaporator coil offers lower pressure drops to enhance system performance and airflow characteristics.

**Thermostatic Expansion Valves (TXV)** — All coils have refrigerant-specific, factory-installed TXVs. All models are factory pre-set to approximately 10° of superheat at the suction service valve.

**Durable Condensate Pan** — The corrosion-resistant drain pan is designed of a “Polybutylene terephthalate” material (PBT) that offers unsurpassed pan strength. It is engineered with proper slope to help ensure water drainage, improved moisture removal, and home comfort.

**Condensate Drain Pan Plugs** — The drain pan is supplied with five water-tight drain plugs (three vertical; two horizontal) to prevent leakage from unused drain connections.

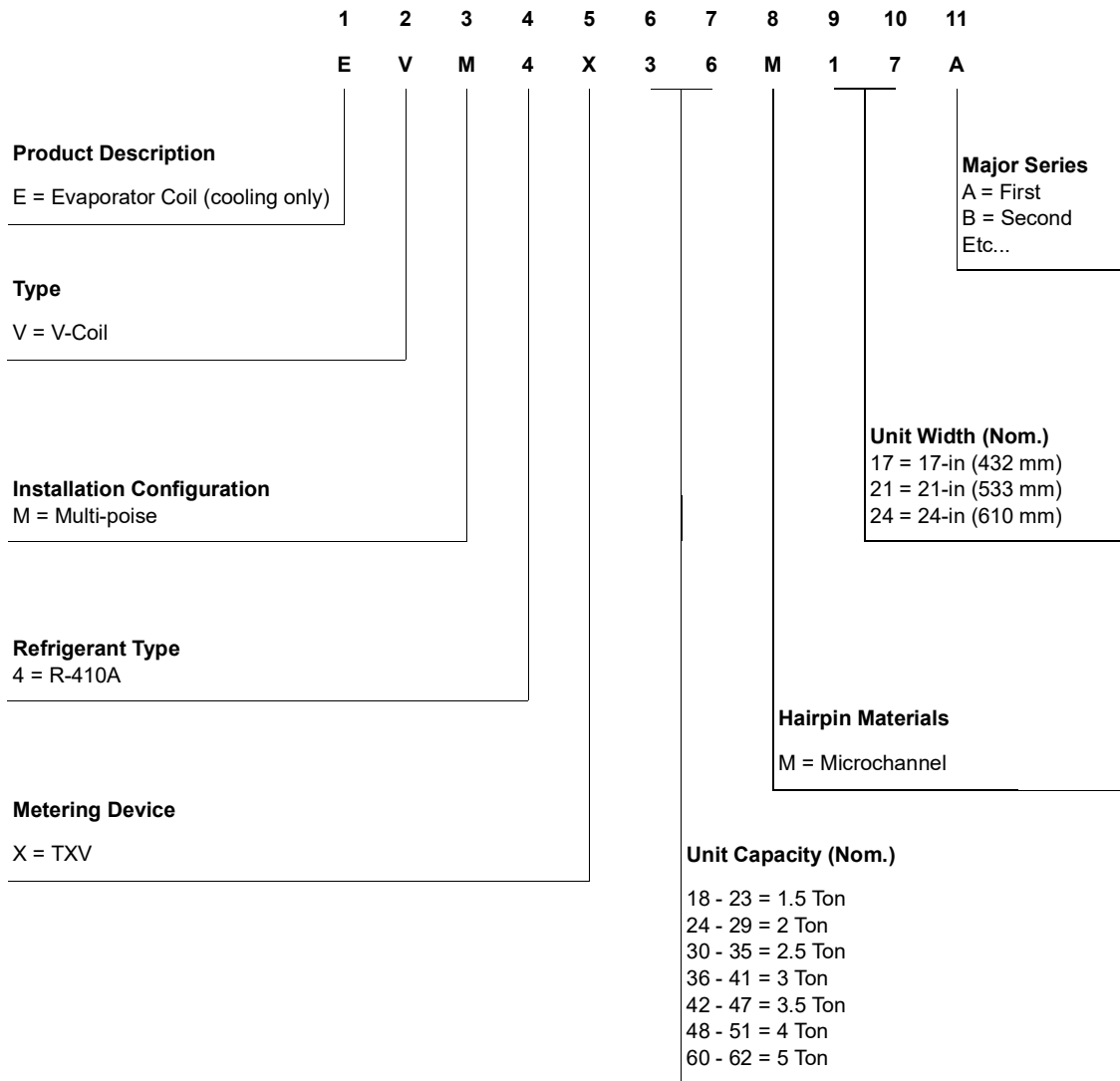
**Refrigerant Connections** — Provided with industry proven sweat connections for leak-free operation to maintain system reliability. The location of the lineset connections allows for removal of the access door for easy cleaning/servicing of the coils, as well as easy access to the TXV. All models come from the factory with enough length of straight tube—once the pipe swages are cut off—to accommodate braze-less compression fittings.

**Burst Pressure** — Meets or exceeds burst pressure of 1900 psi, which is at least three times the maximum operating pressure it would see in actual cooling-only application.

**UV Knockout** — This cased coil comes with factory-installed UV knockouts for quick and easy installation of UV lights.

**Serviceability** — Comes with a “no delta plate” for easy, quick access to both sides of the coil for service and cleaning. Also, after the door is removed and refrigerant lines disconnected, the coil is removable from the front of the unit without the use of any tools.

## MODEL NUMBER NOMENCLATURE



Use of the AHRI Certified™ Mark indicates a manufacturer's participation in the program. For verification of certification for individual products, go to [www.ahridirectory.org](http://www.ahridirectory.org).

ISO 9001:2000



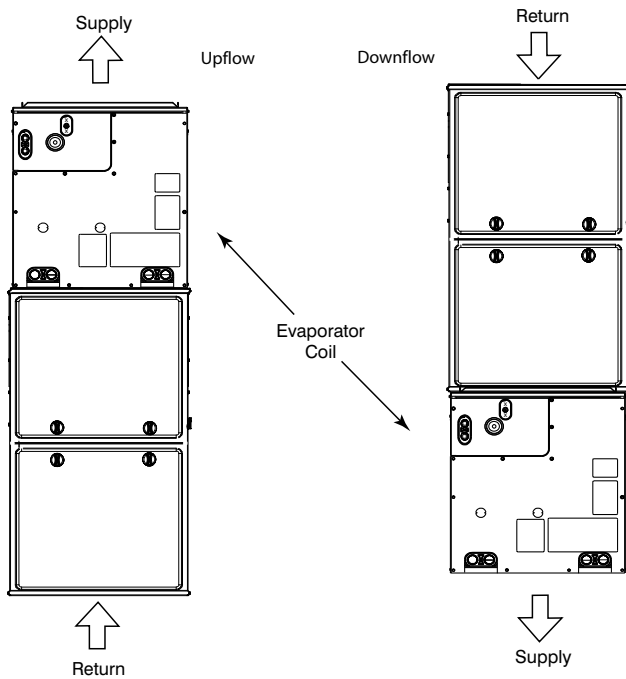
A200449ICP

**Table 1 – Accessories**

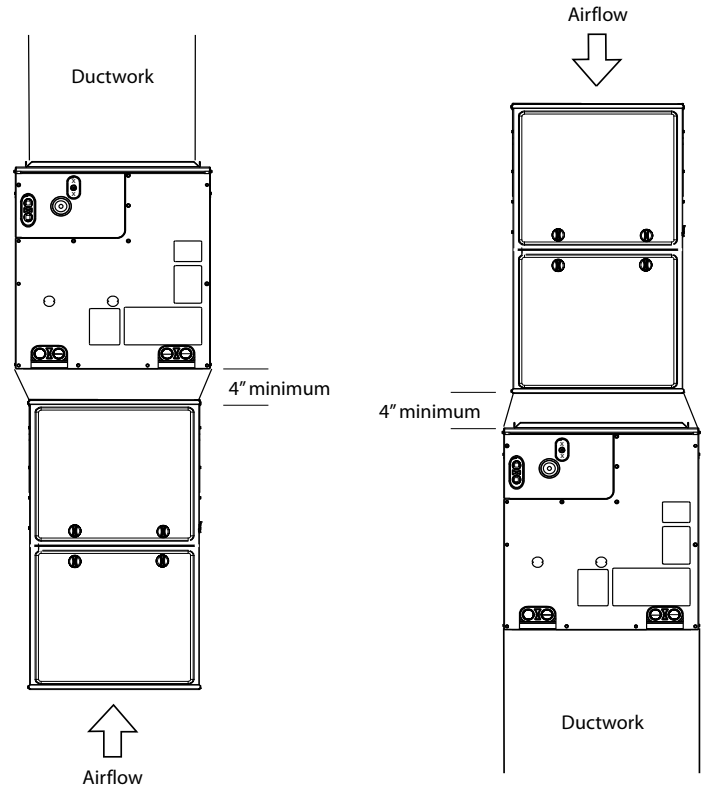
Part Number	Description
NAHB00101CA	Coil Adapter Kits - No Offset
NAHB00201CA	Coil Adapter Kits - Single Offset
NAHB00301CA	Coil Adapter Kits - Double Offset

**Table 2 – Coil Connections / Orientations**

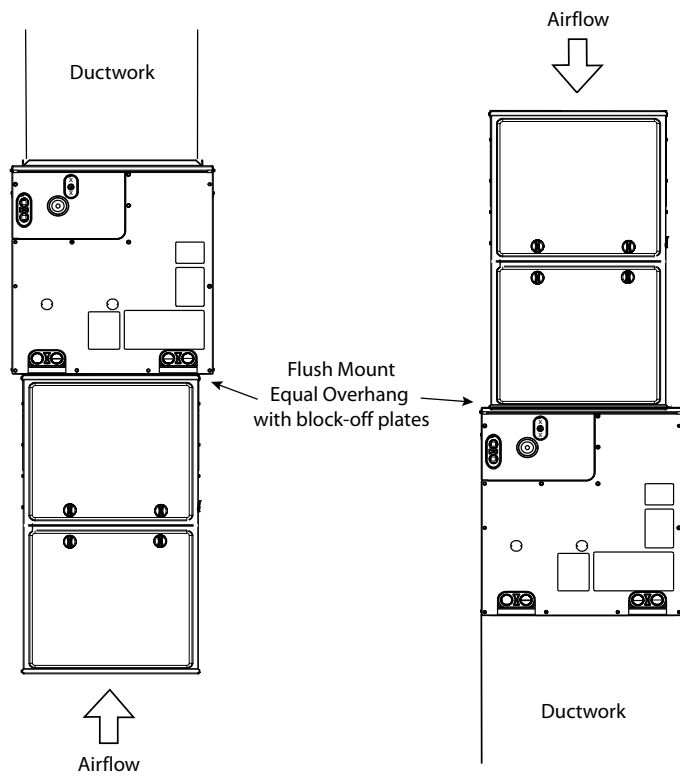
Model	Nom. Tons	Line Set Connection Tube Size, in.		Flush Fit to Furnace Width, in. (mm)	Fits Next Smaller Furnace Width			90° Rotation to Furnace (4" Min. Transition Required)	180° Rotation to Furnace
		Suction	Liquid		Equal Overhang	Offset Left	Offset Right		
EVM4X24M17A	2	3/4	3/8	17-1/2 (445)	X	X	X	ALL	
EVM4X25M17A	2	3/4	3/8	17-1/2 (445)	X	X	X		
EVM4X30M17A	2.5	3/4	3/8	17-1/2 (445)	X	X	X		
EVM4X31M17A	2.5	3/4	3/8	17-1/2 (445)	X	X	X		
EVM4X32M17A	2.5	3/4	3/8	17-1/2 (445)	X	X	X		
EVM4X36M17A	3	3/4	3/8	17-1/2 (445)	X	X	X		
EVM4X42M21A	3.5	7/8	3/8	21 (533)	X	X	X		
EVM4X43M21A	3.5	7/8	3/8	21 (533)	X	X	X		
EVM4X44M21A	3.5	7/8	3/8	21 (533)	X	X	X		
EVM4X48M21A	4	7/8	3/8	21 (533)	X	X	X		
EVM4X49M21A	4	7/8	3/8	21 (533)	X	X	X		
EVM4X60M21A	5	7/8	3/8	21 (533)	X	X	X		
EVM4X60M24A	5	7/8	3/8	24-1/2 (622)	X	X	X		
EVM4X61M24A	5	7/8	3/8	24-1/2 (622)	X	X	X		



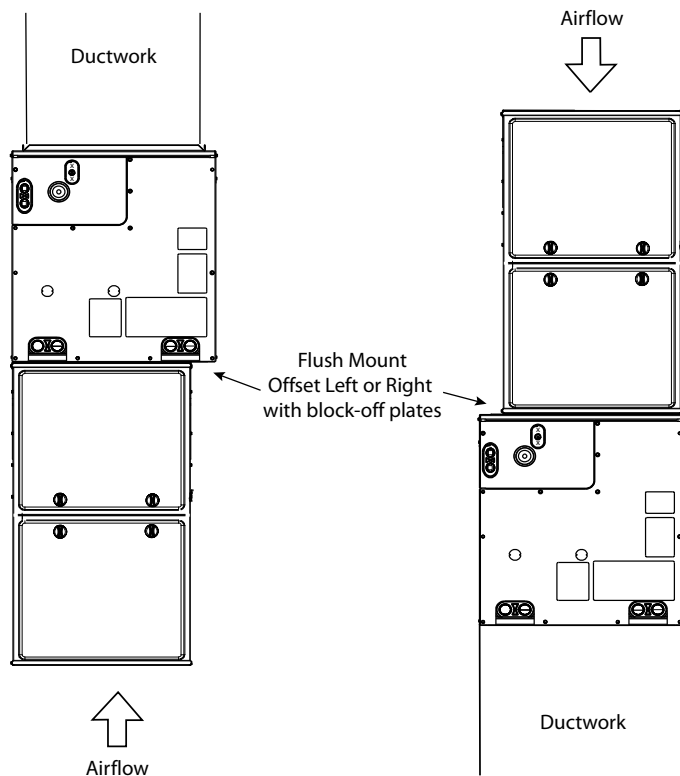
**Fig. 2 – Typical Flush-Fit Coil Installation on Furnace (recommended)** A221121



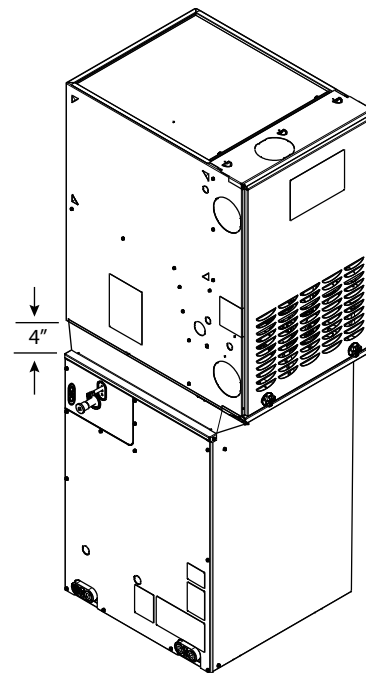
**Fig. 3 – Adapter(s) Installation When Coil is Larger than Furnace (recommended)** A221122



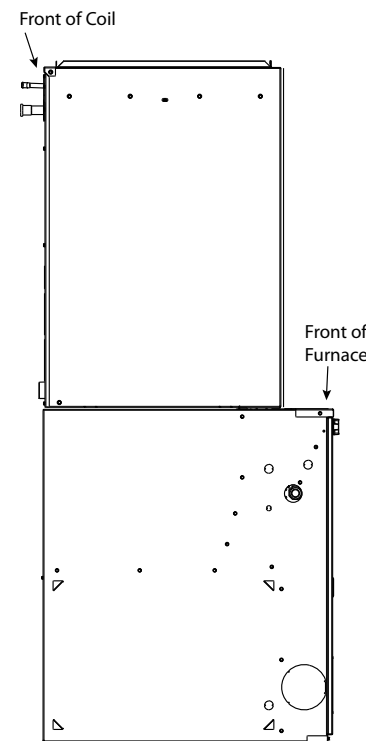
**Fig. 4 – Smaller Furnace, Equal Overhang, Flush Mount (not recommended)** A221123



**Fig. 5 – Smaller Furnace, Offset, Flush Mount Right or Left (not recommended)** A221124



**Fig. 6 – 90° Rotation (shown in downflow) 4" Transition Required (not recommended)** A221125



**Fig. 7 – 180° Rotation (shown in upflow) (not recommended)** A221111

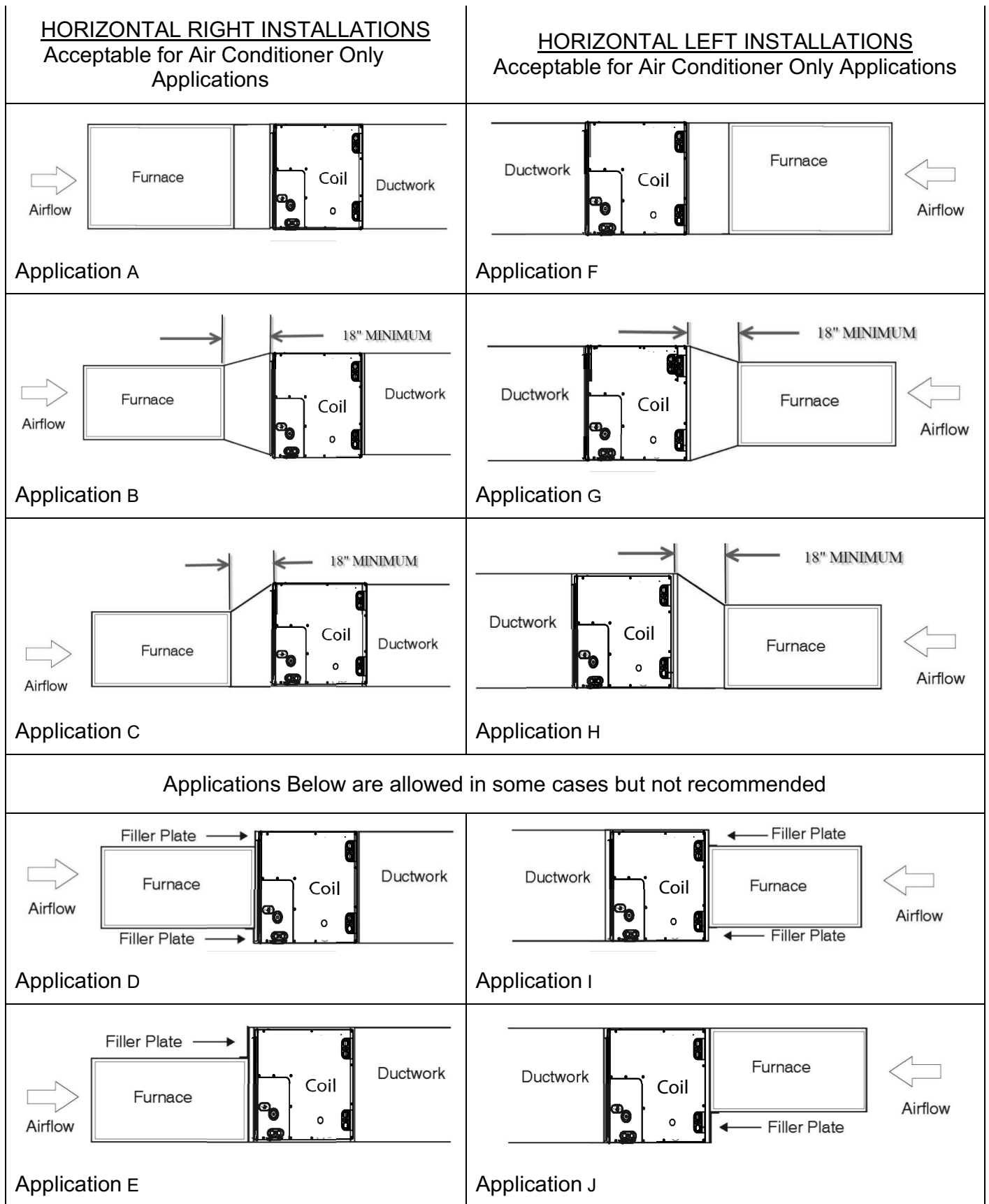
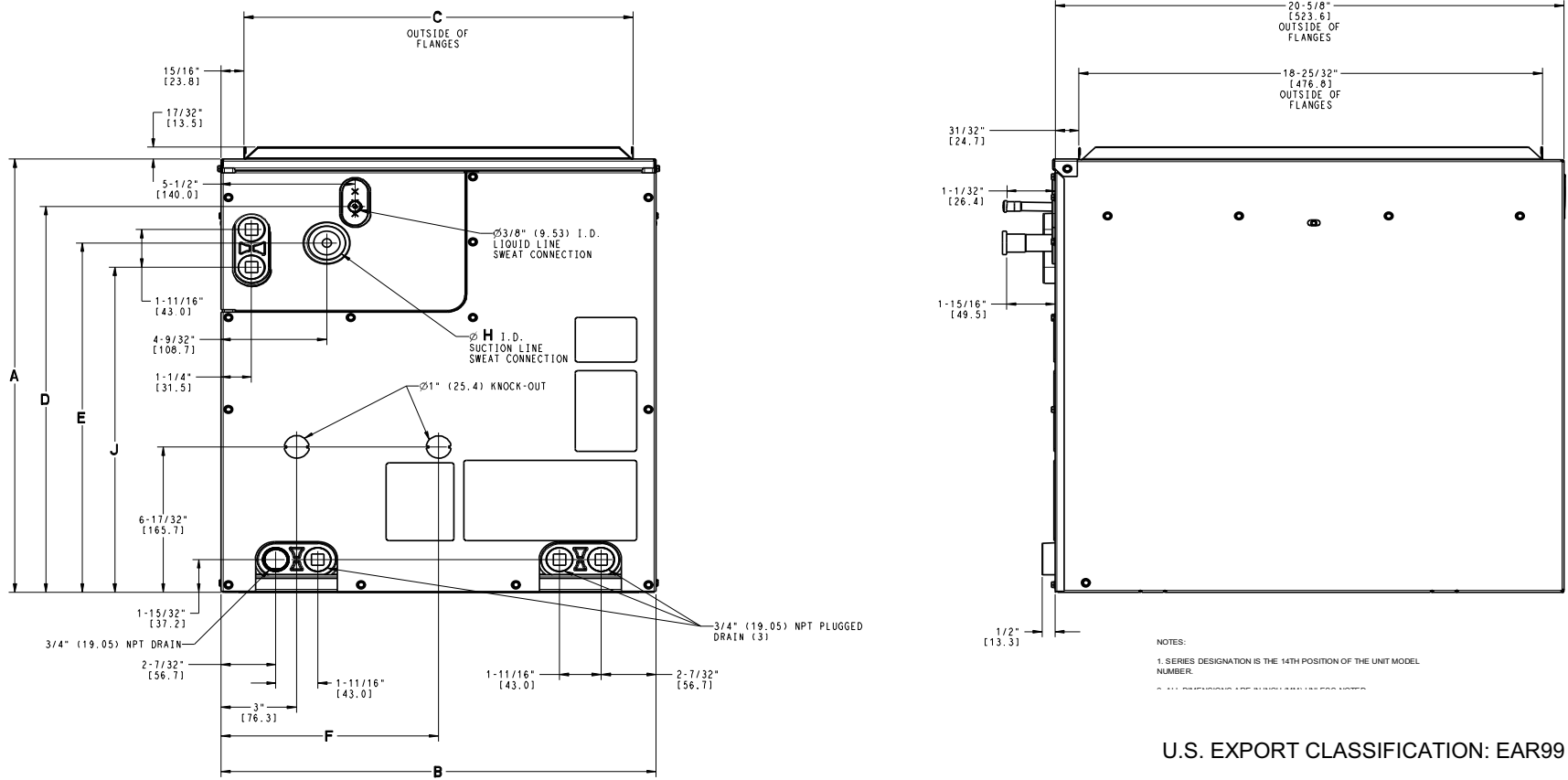


Fig. 8 – Horizontal Installation Examples

A221216

## DIMENSIONS

UNIT	SERIES	A		B (Cabinet Width)		C		D		E		F		H (Suction Line)		J		OPERATING WEIGHT		SHIPPING WEIGHT		SHIPPING HEIGHT		SHIPPING WIDTH		SHIPPING DEPTH	
		INCH	MM	INCH	MM	INCH	MM	INCH	MM	INCH	MM	INCH	MM	INCH	MM	INCH	MM	Lbs	Kgs	Lbs	Kgs	INCH	MM	INCH	MM	INCH	MM
EVM4X24M17A	A	14 11/16	372.4	17 1/2	444.5	15 3/4	400.3	13 3/16	335.2	11 5/8	294.8	8 3/4	222.3	3/4	19.1	9 3/4	246.9	33.1	15.0	39.3	17.8	16.0	406.4	19.6	497.8	23.8	604.5
EVM4X25M17A	A	19 7/16	494.5	17 1/2	444.5	15 3/4	400.3	17 5/16	440.4	15 11/16	398.7	8 3/4	222.3	3/4	19.1	14 1/2	369.0	33.7	15.3	40.0	18.1	20.7	525.8	19.6	497.8	23.8	604.5
EVM4X30M17A	A	19 7/16	494.5	17 1/2	444.5	15 3/4	400.3	17 5/16	440.4	15 11/16	398.7	8 3/4	222.3	3/4	19.1	14 1/2	369.0	33.7	15.3	40.0	18.1	20.7	525.8	19.6	497.8	23.8	604.5
EVM4X31M17A	A	25 13/16	656.4	17 1/2	444.5	15 3/4	400.3	24 3/16	614.2	22 13/16	578.8	8 3/4	222.3	3/4	19.1	20 7/8	530.9	40.3	18.3	47.9	21.7	27.1	688.3	19.6	497.8	23.8	604.5
EVM4X32M17A	A	29 3/4	755.3	17 1/2	444.5	15 3/4	400.3	27 3/4	704.9	26 11/16	677.7	8 3/4	222.3	3/4	19.1	24 13/16	629.8	45.1	20.5	53.6	24.3	31.0	787.4	19.6	497.8	23.8	604.5
EVM4X36M17A	A	19 7/16	494.5	17 1/2	444.5	15 3/4	400.3	17 5/16	440.4	15 11/16	398.7	8 3/4	222.3	3/4	19.1	14 1/2	369.0	33.7	15.3	40.0	18.1	20.7	525.8	19.6	497.8	23.8	604.5
EVM4X42M21A	A	19 1/16	483.4	21	533.4	19 1/4	489.2	16 7/8	427.9	16	405.8	10 1/2	266.7	7/8	22.2	14 1/16	357.9	34.4	15.6	40.9	18.5	20.4	518.2	23.1	586.7	23.8	604.5
EVM4X43M21A	A	21 15/16	557.9	21	533.4	19 1/4	489.2	20 5/8	523.5	19	483.2	10 1/2	266.7	7/8	22.2	17 1/8	435.3	38.2	17.3	45.4	20.6	23.5	596.9	23.1	586.7	23.8	604.5
EVM4X44M21A	A	29 3/4	755.3	21	533.4	19 1/4	489.2	28 1/4	717.0	26 11/16	677.7	10 1/2	266.7	7/8	22.2	24 13/16	629.8	47.6	21.6	56.5	25.6	31.0	787.4	23.1	586.7	23.8	604.5
EVM4X48M21A	A	21 15/16	557.9	21	533.4	19 1/4	489.2	20 1/16	510.0	18 5/16	465.0	10 1/2	266.7	7/8	22.2	17 1/8	435.3	38.2	17.3	45.4	20.6	23.5	596.9	23.1	586.7	23.8	604.5
EVM4X49M21A	A	29 3/4	755.3	21	533.4	19 1/4	489.2	28 1/4	717.0	26 11/16	677.7	10 1/2	266.7	7/8	22.2	24 13/16	629.8	47.6	21.6	56.5	25.6	31.0	787.4	23.1	586.7	23.8	604.5
EVM4X60M21A	A	29 3/4	755.3	21	533.4	19 1/4	489.2	28 1/4	717.0	26 11/16	677.7	10 1/2	266.7	7/8	22.2	24 13/16	629.8	47.6	21.6	56.5	25.6	31.0	787.4	23.1	586.7	23.8	604.5
EVM4X60M24A	A	26 5/16	669.0	24 1/2	622.3	22 3/4	578.1	24 3/4	629.3	23 5/16	591.4	12 1/4	311.2	7/8	22.2	21 3/8	543.5	44.7	20.3	53.0	24.1	27.7	703.6	26.6	675.6	23.8	604.5
EVM4X61M24A	A	35	889.6	24 1/2	622.3	22 3/4	578.1	33 7/16	850.0	31 1/4	793.8	12 1/4	311.2	7/8	22.2	30 1/16	764.1	58.4	26.5	69.3	31.4	36.3	922.0	26.6	675.6	23.8	604.5



U.S. EXPORT CLASSIFICATION: EAR99

Fig. 9 – Dimensions

Manufacturer reserves the right to change, at any time, specifications and designs without notice and without obligations.

## INDOOR PERFORMANCE DATA - COIL STATIC PRESSURE DROP (in. w.c.) BY SCFM – wet coil

Unit Size	600	650	700	750	800	850	900	950	1000	1050	1100	1150	1200	1250	1300	1350	1400	1450	1500	1550	1600	1650	1700	1750	1800	1850	1900	1950	2000	2050	2100	2150	2200	2250	2300	2350	2400	2450	2500			
EVM4X24M17A	.15	.17	.19	.21	.24	.26	.29	.32	.35																																	
EVM4X25M17A	.09	.10	.12	.13	.15	.17	.19	.21	.23																																	
EVM4X30M17A				.13	.15	.17	.19	.21	.23	.25	.27	.29	.32	.35																												
EVM4X31M17A				.10	.11	.13	.14	.16	.18	.19	.21	.23	.25	.28																												
EVM4X32M17A				.10	.11	.13	.14	.15	.17	.18	.20	.22	.23	.25																												
EVM4X36M17A						.19	.21	.23	.25	.27	.29	.32	.35	.37	.40	.43	.46	.49																								
EVM4X42M21A										.19	.20	.22	.24	.25	.27	.29	.31	.33	.34	.36	.39	.41	.43	.45																		
EVM4X43M21A										.14	.15	.17	.18	.19	.20	.22	.23	.25	.26	.28	.29	.31	.33	.34																		
EVM4X44M21A										.09	.09	.10	.11	.12	.13	.14	.15	.16	.17	.18	.19	.20	.21	.22																		
EVM4X48M21A												.18	.19	.20	.22	.23	.25	.26	.28	.29	.31	.33	.34	.36	.38	.40	.42	.44														
EVM4X49M21A												.11	.12	.13	.14	.15	.16	.17	.18	.19	.20	.21	.22	.23	.24	.25	.27	.28														
EVM4X60M21A																	.17	.18	.19	.20	.21	.22	.23	.24	.25	.27	.28	.29	.30	.32	.33	.34	.36	.37	.39	.40	.42	.44	.46	.48	.49	
EVM4X60M24A																	.19	.20	.21	.22	.24	.25	.26	.28	.29	.31	.32	.34	.35	.37	.39	.40	.42	.44	.46	.48	.49					
EVM4X61M24A																	.16	.17	.18	.19	.20	.21	.22	.23	.24	.25	.27	.28	.29	.30	.32	.33	.34	.36	.37	.39	.40					

**Table 3 – Cooling Capacities (MBH) - R-410A Refrigerant**

INDOOR COIL AIR		SATURATED TEMPERATURE LEAVING EVAPORATOR (deg F)														
		35			40			45			50			55		
CFM	EWB	TC	SHC	BF	TC	SHC	BF	TC	SHC	BF	TC	SHC	BF	TC	SHC	BF
<b>EVM4X24M17A</b>																
600	72	38.15	18.98	0.00	34.55	17.06	0.00	30.16	14.98	0.00	25.32	12.86	0.30	19.85	10.63	0.25
	67	31.36	19.64	0.33	27.39	17.61	0.23	23.16	15.50	0.22	18.30	13.18	0.23	13.14	10.84	0.24
	62	24.91	20.09	0.20	21.10	17.93	0.21	16.87	15.70	0.22	13.27	13.27	0.23	10.85	10.84	0.36
800	72	45.75	22.73	0.00	41.97	20.63	0.00	36.72	18.18	0.00	30.91	15.69	0.35	24.38	13.07	0.30
	67	38.12	23.87	0.37	33.36	21.47	0.29	28.28	18.98	0.28	22.48	16.30	0.27	16.03	13.35	0.29
	62	30.33	24.58	0.26	25.98	22.17	0.26	20.64	19.42	0.26	16.69	16.69	0.27	13.88	13.88	0.38
1000	72	53.13	26.16	0.00	48.37	23.66	0.00	42.38	20.94	0.00	35.70	18.12	0.39	28.52	15.24	0.34
	67	43.87	27.50	0.39	38.42	24.85	0.32	32.70	22.03	0.32	26.02	18.98	0.31	18.68	15.71	0.32
	62	35.13	28.59	0.30	29.82	25.75	0.30	23.91	22.73	0.30	19.71	19.71	0.30	16.44	16.44	0.41
<b>EVM4X25M17A</b>																
INDOOR COIL AIR		SATURATED TEMPERATURE LEAVING EVAPORATOR (deg F)														
		35			40			45			50			55		
CFM	EWB	TC	SHC	BF	TC	SHC	BF	TC	SHC	BF	TC	SHC	BF	TC	SHC	BF
<b>EVM4X25M17A</b>																
600	72	45.24	22.02	0.00	40.81	19.79	0.00	35.80	17.43	0.00	30.31	15.06	0.27	23.95	12.54	0.19
	67	36.90	22.63	0.30	32.41	20.34	0.19	27.45	17.98	0.16	21.92	15.45	0.16	15.99	12.86	0.17
	62	29.37	23.18	0.15	25.13	20.86	0.15	20.13	18.31	0.15	15.96	15.96	0.15	13.12	13.12	0.30
800	72	54.18	26.47	0.00	49.85	24.04	0.00	43.92	21.33	0.00	37.29	18.53	0.31	29.62	15.54	0.23
	67	45.26	27.79	0.31	39.76	25.02	0.24	33.84	22.27	0.21	27.16	19.27	0.20	19.81	16.10	0.21
	62	36.09	28.67	0.20	30.98	25.91	0.20	24.85	22.88	0.20	20.05	20.05	0.20	16.80	16.80	0.32
1000	72	62.99	30.47	0.00	57.67	27.71	0.00	50.88	24.67	0.00	43.24	21.49	0.35	34.77	18.19	0.28
	67	52.20	32.12	0.33	45.98	29.05	0.28	39.27	25.96	0.25	31.57	22.56	0.24	23.01	18.90	0.25
	62	41.80	33.45	0.23	35.93	30.32	0.24	28.85	26.87	0.23	23.80	23.80	0.24	20.08	20.08	0.35
<b>EVM4X30M17A</b>																
INDOOR COIL AIR		SATURATED TEMPERATURE LEAVING EVAPORATOR (deg F)														
		35			40			45			50			55		
CFM	EWB	TC	SHC	BF	TC	SHC	BF	TC	SHC	BF	TC	SHC	BF	TC	SHC	BF
<b>EVM4X30M17A</b>																
750	72	50.66	25.13	0.00	45.80	22.64	0.00	40.27	20.06	0.00	34.00	17.31	0.30	27.21	14.56	0.23
	67	41.50	26.09	0.29	36.42	23.47	0.22	30.94	20.81	0.20	24.76	17.94	0.20	18.06	14.97	0.20
	62	33.09	26.86	0.18	28.35	24.21	0.19	22.71	21.31	0.19	18.10	18.10	0.20	15.13	15.12	0.32
1000	72	60.09	29.83	0.00	55.27	27.24	0.00	48.78	24.25	0.00	41.33	21.08	0.33	33.17	17.79	0.28
	67	50.10	31.54	0.33	44.17	28.59	0.27	37.64	25.46	0.25	30.22	22.09	0.24	22.11	18.55	0.25
	62	40.08	32.80	0.24	34.48	29.74	0.24	27.70	26.36	0.23	22.70	22.70	0.24	19.12	19.12	0.35
1250	72	68.19	33.71	0.00	63.11	31.00	0.00	55.83	27.72	0.00	47.41	24.18	0.37	37.82	20.45	0.31
	67	57.19	36.13	0.35	50.57	32.88	0.31	43.25	29.44	0.29	34.77	25.66	0.28	25.36	21.57	0.29
	62	45.90	37.91	0.28	39.34	34.45	0.28	31.81	30.70	0.27	26.82	26.82	0.28	22.57	22.57	0.39



**Table 3 – Cooling Capacities (MBH) - R-410A Refrigerant (Continued)**

INDOOR COIL AIR		SATURATED TEMPERATURE LEAVING EVAPORATOR (deg F)														
		35			40			45			50			55		
CFM	EWB	TC	SHC	BF	TC	SHC	BF	TC	SHC	BF	TC	SHC	BF	TC	SHC	BF
<b>EVM4X31M17A</b>																
750	72	48.31	23.38	0.00	43.93	21.18	0.00	38.71	18.80	0.00	32.87	16.31	0.23	26.11	13.66	0.17
	67	39.74	24.37	0.21	35.07	22.00	0.17	29.78	19.51	0.15	23.91	16.85	0.15	17.53	14.08	0.16
	62	31.75	25.08	0.13	27.29	22.68	0.14	22.00	20.03	0.14	17.25	17.25	0.16	14.43	14.43	0.29
1000	72	57.79	27.96	0.00	53.28	25.60	0.00	47.20	22.90	0.00	40.23	19.99	0.27	32.08	16.87	0.21
	67	48.28	29.69	0.25	42.74	26.97	0.21	36.52	24.11	0.19	29.51	21.01	0.19	21.78	17.74	0.19
	62	38.74	30.93	0.18	33.49	28.17	0.18	27.04	25.00	0.18	22.03	22.03	0.19	18.57	18.57	0.31
1250	72	66.42	31.88	0.00	61.12	29.29	0.00	54.24	26.33	0.00	46.38	23.12	0.30	37.15	19.63	0.25
	67	55.30	34.17	0.28	49.10	31.20	0.25	42.17	28.06	0.23	34.14	24.57	0.22	25.28	20.88	0.22
	62	44.57	35.98	0.22	38.39	32.80	0.22	31.26	29.35	0.21	26.13	26.12	0.23	22.08	22.08	0.35
<b>EVM4X32M17A</b>																
900	72	50.34	24.62	0.00	45.67	22.22	0.00	40.36	19.75	0.00	34.36	17.12	0.25	27.42	14.34	0.16
	67	41.34	25.47	0.24	36.48	22.96	0.16	31.01	20.33	0.14	24.90	17.61	0.12	18.33	14.78	0.12
	62	32.95	26.12	0.11	28.28	23.60	0.11	22.74	20.79	0.11	17.81	17.81	0.13	14.86	14.86	0.26
1200	72	60.80	29.73	0.00	56.03	27.15	0.00	49.67	24.25	0.00	42.44	21.17	0.28	34.00	17.84	0.20
	67	50.71	31.32	0.25	44.92	28.41	0.20	38.34	25.31	0.17	30.93	22.06	0.16	22.84	18.66	0.16
	62	40.56	32.45	0.15	34.89	29.42	0.15	28.24	26.18	0.15	22.79	22.79	0.16	19.13	19.13	0.29
1500	72	70.75	34.21	0.00	64.80	31.30	0.00	57.50	28.06	0.00	49.30	24.64	0.30	39.62	20.89	0.23
	67	58.57	36.30	0.27	52.02	33.07	0.23	44.56	29.64	0.21	36.06	25.98	0.19	26.68	22.08	0.19
	62	46.98	37.94	0.19	40.61	34.64	0.19	32.87	30.92	0.18	27.50	27.50	0.19	23.15	23.15	0.31
<b>EVM4X36M17A</b>																
900	72	59.55	29.55	0.00	54.44	26.84	0.00	47.80	23.73	0.00	40.29	20.46	0.33	32.20	17.20	0.26
	67	49.33	30.93	0.37	43.24	27.81	0.26	36.66	24.63	0.24	29.32	21.26	0.23	21.36	17.74	0.23
	62	39.28	31.85	0.22	33.65	28.75	0.22	26.91	25.31	0.22	21.68	21.68	0.22	18.19	18.19	0.34
1200	72	71.40	35.22	0.00	65.42	32.08	0.00	57.59	28.52	0.00	48.64	24.69	0.38	38.60	20.76	0.31
	67	59.24	37.20	0.38	52.14	33.67	0.31	44.36	29.95	0.29	35.46	25.94	0.28	25.80	21.73	0.28
	62	47.29	38.66	0.27	40.38	34.97	0.27	32.51	31.01	0.27	26.94	26.94	0.27	22.67	22.67	0.38
1500	72	81.69	39.99	0.00	74.74	36.49	0.00	65.86	32.58	0.00	55.79	28.36	0.41	44.31	23.93	0.34
	67	67.67	42.61	0.40	59.64	38.67	0.35	50.88	34.56	0.33	40.67	30.02	0.32	29.67	25.32	0.32
	62	54.19	44.68	0.31	46.62	40.62	0.31	37.27	36.04	0.31	31.49	31.49	0.31	26.59	26.59	0.42

Table 3 – Cooling Capacities (MBH) - R-410A Refrigerant (Continued)

INDOOR COIL AIR		SATURATED TEMPERATURE LEAVING EVAPORATOR (deg F)														
		35			40			45			50			55		
CFM	EWB	TC	SHC	BF	TC	SHC	BF	TC	SHC	BF	TC	SHC	BF	TC	SHC	BF
<b>EVM4X42M21A</b>																
900	72	67.79	33.30	0.00	61.46	30.13	0.00	53.97	26.70	0.00	45.68	23.14	0.36	36.22	19.42	0.28
	67	55.62	34.83	0.39	48.84	31.40	0.29	41.53	27.93	0.26	33.24	24.17	0.25	24.28	20.29	0.25
	62	44.37	36.06	0.24	37.80	32.52	0.24	30.43	28.80	0.24	24.94	24.94	0.24	20.94	20.94	0.36
1200	72	79.88	39.09	0.00	73.16	35.70	0.00	64.43	31.80	0.00	54.67	27.73	0.40	43.49	23.40	0.33
	67	66.20	41.59	0.39	58.32	37.68	0.34	49.72	33.65	0.32	39.90	29.31	0.30	29.02	24.63	0.30
	62	52.97	43.49	0.30	45.23	39.41	0.30	36.47	35.07	0.29	30.68	30.68	0.30	25.90	25.90	0.40
1500	72	89.44	43.70	0.00	82.93	40.37	0.00	73.30	36.18	0.00	62.24	31.63	0.43	49.48	26.79	0.37
	67	75.08	47.39	0.41	66.36	43.15	0.37	56.74	38.71	0.35	45.40	33.78	0.34	33.13	28.56	0.34
	62	60.13	49.92	0.34	51.46	45.48	0.33	41.63	40.66	0.33	35.61	35.61	0.34	30.13	30.13	0.44
<b>EVM4X43M21A</b>																
1050	72	70.28	34.36	0.00	64.15	31.27	0.00	56.49	27.78	0.00	47.93	24.14	0.32	38.05	20.27	0.25
	67	58.02	36.11	0.32	51.12	32.64	0.25	43.52	29.07	0.23	34.96	25.23	0.22	25.60	21.19	0.22
	62	46.37	37.43	0.21	39.66	33.84	0.21	32.02	30.01	0.21	26.09	26.09	0.21	21.93	21.93	0.34
1400	72	83.31	40.51	0.00	76.53	37.14	0.00	67.60	33.19	0.00	57.51	29.01	0.36	45.83	24.52	0.30
	67	69.28	43.27	0.35	61.12	39.24	0.31	52.25	35.18	0.28	42.08	30.70	0.27	30.75	25.84	0.27
	62	55.52	45.32	0.27	47.85	41.26	0.26	38.51	36.72	0.26	32.22	32.22	0.27	27.28	27.28	0.38
1750	72	92.84	45.11	0.00	86.66	41.96	0.00	76.82	37.73	0.00	65.45	33.09	0.39	52.13	28.09	0.34
	67	78.47	49.27	0.37	69.51	44.95	0.34	59.56	40.44	0.32	47.89	35.39	0.31	35.16	30.02	0.31
	62	63.13	52.13	0.31	54.12	47.55	0.30	43.87	42.55	0.30	37.50	37.50	0.31	31.89	31.89	0.41
<b>EVM4X44M21A</b>																
1050	72	73.68	35.84	0.00	67.17	32.64	0.00	59.57	29.21	0.00	50.91	25.51	0.28	40.79	21.54	0.20
	67	60.77	37.71	0.25	53.86	34.23	0.20	46.01	30.55	0.18	37.09	26.64	0.16	27.42	22.53	0.16
	62	48.65	39.17	0.16	41.75	35.53	0.15	33.92	31.65	0.15	27.52	27.51	0.17	23.16	23.16	0.29
1400	72	87.61	42.39	0.00	80.40	38.95	0.00	71.52	35.05	0.00	61.40	30.87	0.31	49.41	26.28	0.24
	67	72.70	45.37	0.28	64.69	41.45	0.25	55.54	37.29	0.22	45.03	32.78	0.21	33.38	27.94	0.20
	62	58.42	47.69	0.21	50.62	43.68	0.20	41.05	39.10	0.20	34.77	34.77	0.21	29.31	29.31	0.32
1750	72	99.07	47.72	0.00	91.05	44.08	0.00	81.20	39.87	0.00	69.92	35.32	0.34	56.46	30.28	0.28
	67	82.26	51.69	0.31	73.40	47.45	0.28	63.24	42.97	0.26	51.47	38.02	0.25	38.31	32.66	0.24
	62	66.35	54.98	0.24	57.33	50.53	0.24	46.89	45.58	0.23	40.79	40.79	0.25	34.59	34.59	0.36

**Table 3 – Cooling Capacities (MBH) - R-410A Refrigerant (Continued)**

INDOOR COIL AIR		SATURATED TEMPERATURE LEAVING EVAPORATOR (deg F)														
		35			40			45			50			55		
CFM	EWB	TC	SHC	BF	TC	SHC	BF	TC	SHC	BF	TC	SHC	BF	TC	SHC	BF
<b>EVM4X48M21A</b>																
1200	72	73.87	35.91	0.00	67.26	32.69	0.00	59.32	29.10	0.00	50.53	25.40	0.35	40.27	21.41	0.28
	67	60.80	37.84	0.35	53.64	34.26	0.28	45.78	30.63	0.25	36.83	26.68	0.24	27.06	22.53	0.24
	62	48.63	39.41	0.24	41.58	35.70	0.23	33.61	31.77	0.23	27.83	27.83	0.23	23.56	23.56	0.35
1600	72	85.80	41.62	0.00	79.40	38.44	0.00	70.40	34.51	0.00	60.05	30.24	0.39	48.05	25.71	0.32
	67	71.91	44.97	0.37	63.61	40.91	0.33	54.43	36.75	0.31	43.93	32.24	0.29	32.18	27.29	0.29
	62	57.60	47.29	0.29	49.42	43.11	0.28	40.07	38.60	0.28	34.55	34.55	0.28	29.07	29.07	0.39
2000	72	96.29	46.56	0.00	89.52	43.29	0.00	79.58	39.08	0.00	68.10	34.44	0.42	55.12	29.51	0.37
	67	80.98	51.00	0.39	71.92	46.66	0.37	61.79	42.16	0.35	49.89	37.15	0.33	36.81	31.75	0.33
	62	65.18	54.29	0.33	55.93	49.66	0.32	45.77	44.98	0.31	40.04	40.04	0.33	33.77	33.77	0.43
<b>EVM4X49M21A</b>																
1200	72	76.69	37.29	0.00	70.10	34.13	0.00	62.14	30.54	0.00	53.12	26.75	0.29	42.53	22.64	0.22
	67	63.28	39.47	0.26	56.15	35.92	0.22	48.08	32.21	0.20	38.83	28.14	0.18	28.78	23.89	0.18
	62	50.79	41.25	0.18	43.70	37.53	0.18	35.51	33.50	0.17	29.45	29.45	0.18	24.70	24.70	0.31
1600	72	90.24	43.69	0.00	83.01	40.36	0.00	73.96	36.41	0.00	63.46	32.10	0.32	51.03	27.40	0.26
	67	75.09	47.18	0.29	66.84	43.19	0.27	57.45	38.96	0.24	46.66	34.35	0.23	34.66	29.34	0.23
	62	60.45	49.90	0.23	52.17	45.70	0.22	42.55	41.06	0.22	36.54	36.54	0.23	30.87	30.87	0.35
2000	72	101.35	48.91	0.00	93.30	45.31	0.00	83.34	41.15	0.00	71.79	36.52	0.35	57.74	31.34	0.30
	67	84.36	53.48	0.32	75.34	49.22	0.30	65.05	44.69	0.28	52.93	39.60	0.27	39.32	33.98	0.27
	62	68.08	57.16	0.27	58.98	52.71	0.26	48.56	47.94	0.25	42.62	42.62	0.28	36.18	36.18	0.39
<b>EVM4X60M21A</b>																
1500	72	91.48	44.44	0.00	83.87	40.87	0.00	74.51	36.77	0.00	63.91	32.41	0.31	51.31	27.60	0.25
	67	75.74	47.66	0.28	67.39	43.58	0.26	57.89	39.30	0.23	46.89	34.51	0.22	34.82	29.46	0.22
	62	61.01	50.32	0.22	52.89	46.18	0.21	42.93	41.32	0.21	36.48	36.48	0.22	30.79	30.79	0.34
2000	72	105.88	51.23	0.00	97.62	47.57	0.00	87.16	43.17	0.00	75.02	38.32	0.35	60.55	32.95	0.30
	67	88.23	56.12	0.32	78.82	51.67	0.30	67.98	46.90	0.28	55.43	41.62	0.27	41.09	35.62	0.27
	62	71.25	60.01	0.27	61.74	55.34	0.26	50.91	50.42	0.25	44.60	44.60	0.28	37.85	37.85	0.39
2500	72	117.33	56.78	0.00	108.41	53.00	0.00	97.11	48.40	0.45	83.89	43.22	0.38	67.74	37.37	0.33
	67	98.07	63.18	0.35	87.81	58.45	0.34	76.12	53.45	0.32	62.18	47.69	0.31	46.32	41.15	0.31
	62	79.44	68.37	0.31	68.98	63.42	0.30	58.14	58.14	0.26	52.01	52.00	0.33	43.95	43.95	0.43

**Table 3 – Cooling Capacities (MBH) - R-410A Refrigerant (Continued)**

INDOOR COIL AIR		SATURATED TEMPERATURE LEAVING EVAPORATOR (deg F)														
		35			40			45			50			55		
CFM	EWB	TC	SHC	BF	TC	SHC	BF	TC	SHC	BF	TC	SHC	BF	TC	SHC	BF
<b>EVM4X60M24A</b>																
1500	72	95.05	47.18	0.00	86.49	43.00	0.00	76.55	38.48	0.00	65.38	33.70	0.35	51.86	28.42	0.27
	67	78.43	50.08	0.34	69.21	45.39	0.29	59.16	40.67	0.26	47.65	35.57	0.24	35.04	30.13	0.24
	62	62.48	52.17	0.24	53.93	47.59	0.24	43.48	42.45	0.23	36.52	36.52	0.23	30.90	30.90	0.35
2000	72	110.73	54.63	0.00	101.58	50.38	0.00	90.20	45.36	0.00	77.27	39.99	0.39	62.03	34.13	0.32
	67	91.79	59.02	0.37	81.54	53.95	0.33	69.87	48.63	0.31	56.53	42.89	0.29	41.61	36.55	0.29
	62	73.61	62.44	0.29	63.34	57.26	0.28	51.39	51.36	0.28	45.11	45.11	0.29	38.01	38.01	0.39
2500	72	122.60	60.37	0.00	113.83	56.48	0.00	101.48	51.19	0.00	87.16	45.35	0.41	69.91	38.89	0.36
	67	102.94	66.78	0.39	91.68	61.38	0.37	78.81	55.62	0.35	63.73	49.18	0.33	47.11	42.25	0.33
	62	82.83	71.48	0.33	71.33	65.79	0.32	59.65	61.14	0.30	51.69	51.69	0.34	43.99	43.99	0.44
INDOOR COIL AIR		SATURATED TEMPERATURE LEAVING EVAPORATOR (deg F)														
		35			40			45			50			55		
CFM	EWB	TC	SHC	BF	TC	SHC	BF	TC	SHC	BF	TC	SHC	BF	TC	SHC	BF
<b>EVM4X61M24A</b>																
1500	72	94.46	45.65	0.00	86.26	41.81	0.00	76.80	37.61	0.00	65.93	33.10	0.30	53.14	28.19	0.23
	67	77.91	48.53	0.27	69.38	44.37	0.23	59.55	39.89	0.21	48.22	35.07	0.19	35.85	29.95	0.18
	62	62.60	51.02	0.19	53.97	46.63	0.18	43.99	41.83	0.18	37.12	37.12	0.19	31.34	31.34	0.31
2000	72	110.16	52.98	0.00	101.33	49.08	0.00	90.57	44.50	0.00	78.09	39.47	0.33	63.23	33.91	0.27
	67	91.60	57.64	0.30	81.85	53.03	0.27	70.60	48.04	0.25	57.38	42.57	0.24	42.80	36.62	0.23
	62	73.76	61.30	0.24	63.81	56.46	0.23	52.76	51.59	0.22	45.76	45.76	0.25	38.83	38.83	0.36
2500	72	122.87	59.05	0.00	113.06	54.89	0.00	101.33	50.02	0.00	87.66	44.67	0.35	71.21	38.64	0.31
	67	102.27	65.08	0.33	91.57	60.13	0.31	79.23	54.80	0.29	64.58	48.89	0.27	48.31	42.31	0.27
	62	82.54	69.99	0.28	71.56	64.86	0.27	60.86	60.73	0.25	53.27	53.27	0.29	45.29	45.29	0.40

CFM - Cubic Ft. per Minute      EWB - Entering Wet Bulb (°F)      LWB - Leaving Wet Bulb (°F)      TC - Gross Cooling Capacity 1000 Btuh  
 SHC - Gross Sensible Capacity 1000 Btuh      BF - Bypass Factor      MBH - 1000 Btuh

**COOLING CAPACITIES NOTES:**

- Contact manufacturer for cooling capacities at conditions other than shown in table.
- Formulas:  
 Leaving db = entering db -  $\frac{\text{sensible heat cap.}}{1.09 \times \text{CFM}}$   
 Leaving wb = wb corresponding to enthalpy of air leaving coil ( $h_{LWB}$ )  
  
 $h_{LWB} = h_{EWB} - \frac{\text{total capacity (Btuh)}}{4.5 \times \text{CFM}}$   
 Where  $h_{EWB}$  = enthalpy of air entering coil
- SHC is based on 80°F db temperature of air entering the evaporator coil.  
 Below 80°F db, subtract (Correction Factor x CFM) from SHC.  
 Above 80°F db, add (Correction Factor x CFM) to SHC.
- Direct interpolation is permissible. Do not extrapolate.
- Fan motor heat has not been deducted.

6. All data points are based on approximately 10°F superheat measured at the suction service valve and use of thermostatic expansion valve (TXV) device.
7. All units have sweat suction-tube connection and a liquid-tube connection. For 1-1/8-in. system suction tube, 3/4 x 1-1/8-in. suction tube connection adapter is available as accessory.
8. Before using maximum cfm shown in table, check coil static pressure drop to ensure system blower can provide necessary static pressure needed for coil and duct systems.
9. Bypass Factor = 0 indicates no psychometric solution. Use bypass factor of next lower EWB for approximation.

BYPASS FACTOR	ENTERING AIR DRY BULB TEMPERATURE (°F)					
	79	78	77	76	75	Under 75
	81	82	83	84	84	Above 85
	<b>Correction Factor</b>					
0.10	0.98	1.96	2.94	3.92	4.91	Use formula shown below
0.20	0.87	1.74	2.62	3.49	4.36	
0.30	0.76	1.53	2.29	3.05	3.82	

Interpolation is permissible.

$$\text{Correction Factor} = 1.09 \times (1 - \text{BF}) \times (\text{db} - 80)$$