

FLOOR DRAINS

How To Order Floor Drain/Strainer Combinations





Unless optional materials are specified, standard material shown in Specification will be provided. Last digit indicates outlet size. All adjustable strainers and accessories can be used with the 30000, 30000-PD, 30000-TSO, 30002-ST, 30304-Z and 30500 Series Drain Bodies.

EXAMPLE: Series No. 30000-A			Type No. 30004-5A		
	30004	-Z	-5A	-2	-80
Outlet Size	_____	_____	_____	_____	_____
Outlet Type, No-Hub Spigot Outlet	_____	_____	_____	_____	_____
Strainer Size and Type	_____	_____	_____	_____	_____
Optional Material, Satin Finish Bronze Top	_____	_____	_____	_____	_____
Option, Perforated Stainless Steel Basket	_____	_____	_____	_____	_____

How To Order Floor Drains

EXAMPLE: Series No. 37810			Type No. 37814		
	37814	-Z	-14		
Outlet Size	_____	_____	_____	_____	_____
Outlet Type, No-Hub Spigot Outlet	_____	_____	_____	_____	_____
Option, Hinged Grate	_____	_____	_____	_____	_____

FLOOR DRAINS • Pictorial Selection Guide

STRAINERS					
A SERIES SUPER-FLO® Strainer	AD SERIES Flashing Clamp Strainer	AF SERIES Vinyl Tile Strainer	C SERIES NON-CLOG Strainer with Integral Bucket	D SERIES Dome Strainer	E SERIES Tractor Strainer
					
Page 110	Page 110	Page 110	Page 111	Page 111	Page 111
STRAINERS					
E1 SERIES Extended Rim Strainer	E2 SERIES Indirect Waste Strainer	E3 SERIES Indirect Waste Strainer	F SERIES Threaded Cover Strainer, Secondary Grate	F4/F6 SERIES Round Funnel Assemblies	F8/F9 SERIES Oval Funnel Assemblies
					
Page 112	Page 112	Page 112	Page 113	Page 113	Page 113

32100 SERIES

SUPER-FLO® 9" TOP

APPLICATION

For use in moderate traffic areas such as automobile garages for any type of floor construction where a small to medium flow of liquid is anticipated.

SPECIFICATION

JOSAM 32100 Series coated cast iron Floor Drain, two-piece body with double drainage flange, WEJLOC® non-puncturing flashing collar, weepholes, bottom outlet, round top, medium-duty loose-set anti-tilting SUPER-FLO® grate with perimeter drainage slots.

- Available Options**
- ▼ -AE LEVELEZE® Adjustable Extension

▼ -81 Slotted Cast Iron Bucket

▼ -TG Tractor Grate

▼ -LC1 Locking Cover, Satin Finish Nikaloy

-LC2 Locking Cover, Satin Finish Bronze

-1 Satin Finish Nikaloy Top

-2 Satin Finish Bronze Top

-7 Ductile Iron Grate

-11 Extra-Heavy Grate, Cast Iron

-13 Dome Grate, Cast Iron

-13-1 Dome Grate, Nikaloy

-13-2 Dome Grate, Bronze

-15 Chained Grate

▼ -39 Solid Cast Iron Cover

-VP Secured Grate, Vandal-Proof Screws

-ARE Acid-Resisting Epoxy

-44 Fixed Extension Collar, Cast Iron (Specify Hgt.), 3" Std.

-44-92 Fixed Extension Collar, Galv. (Specify Hgt.), 3" Std.

-49 3/4" Primer Tap

-50 1/2" Primer Tap

-84 Stainless Steel Mesh Bucket Liner

-88 Supplementary Strainer

-92 Galvanized Cast Iron Parts

OUTLETS:

-66 No-Hub Side Outlet

-T Threaded Outlet

-X Inside Caulk Outlet

-Y Hub Outlet with Gasket

-Z No-Hub Outlet

32100 SLOT WIDTH 3/8"

32100-1 SLOT WIDTH 3/16"

32100-2 SLOT WIDTH 3/16"

GRATE FREE AREA 27 SQ. IN.

12 5/8 DIA.

9 1/8 DIA.

8 1/8 DIA.

5 3/4

5

5 7/8

6 1/2

2

5/8

HUB(-Y)

SOIL PIPE GASKET

PIPE BY OTHERS

CAULK

PIPE SIZE

NO-HUB (-Z)

THREADED (-T)

○ ADD 1/4" WHEN FURNISHED WITH NIKALOY OR BRONZE TOP.

● CONFORMS WITH ASTM-C564.

FOR OUTLET TYPE SPECIFY -T, -X, -Y or -Z

TYPE NO.	PIPE SIZE	LBS.
32102	2	18
32103	3	21
32104	4	21

32100-39 SERIES

with -39 Solid Cast Iron Cover

APPLICATION

For use in unfinished floors subject to medium-duty traffic where access to drain outlet is limited by removable solid cover. Useful in regulating small solids into drain line.

SPECIFICATION

JOSAM 32100-39 Series coated cast iron Floor Drain with double drainage flange, weepholes, bottom outlet and 9" round solid scoriated cast iron cover.

- OPTIONS N/A:**
- 81, -84

12 5/8 DIA.

9 1/8 DIA.

8 1/8 DIA.

5 3/4

5

5 7/8

6 1/2

2

5/8

HUB(-Y)

SOIL PIPE GASKET

PIPE BY OTHERS

CAULK

PIPE SIZE

NO-HUB (-Z)

THREADED (-T)

● CONFORMS WITH ASTM-C564.

FOR OUTLET TYPE SPECIFY -T, -X, -Y or -Z

TYPE NO.	PIPE SIZE	LBS.
32102-39	2	22
32103-39	3	25
32104-39	4	25