

Data Sheet

flowIQ® 2100

- Internal Radio (RF)
- Ultrasonic measurement
- Pinpoint accuracy
- 20 year longevity
- Dual temperature measurement
- IP68 vacuum sealed construction
- Lead free and certified to NSF/ANSI 61



Contents

Technical data	4
Material	4
Meter sizes	5
Meter face details	5
Measurement of temperatures	6
Display and information codes	7
Data registers	8
Radio packet options	9
915MHz band RF – wireless radio communication	10
Pressure loss	10
Ordering details	11
Accessories	11
Configuration	12

Electronic ultrasonic cold water meter for measurement of cold water consumption in households, multi-unit buildings and industry.

Pinpoint accuracy

Ultrasonic flow measurement guarantees pinpoint accuracy and longevity. Ultrasonic flow measurement is based on the transit time method, and all measurements, references, readings, calculations and data communication are controlled by an advanced, specially designed electronic circuit. Thus, the meter includes no moving parts, which makes flowIQ® 2100 less subject to wear and tear and impurities in the water.

Construction

The meter is hermetically closed and vacuum-sealed to prevent humidity from reaching the electronics and avoid condensation between the glass and display. The meter is IP68 [submersible] type tested and suitable for installation in meter pits.

Installation

flowIQ® 2100 is easy to install in all operating environments, horizontally as well as vertically, independent of piping and installation conditions. Consumption data can be read visually from the display, using an optical eye, and remotely read, either by 915MHz band RF signal, built into the meter.

Specific features

flowIQ® 2100 measures the water and environment temperatures and it includes leak detection, securing that water loss is discovered quickly.

The unique combination of all the flowIQ® 2100 features reduces current operating costs to measure water usage and minimizes unexpected expenses in connection with possible leakage.

Environmentally friendly

The meter has been approved according to Drinking Water Standards in multiple countries, and it is certified to NSF/ANSI 61. The meter housing and measuring part are made of the synthetic material polyphenylene sulfide (PPS), which is free from lead and other heavy metals. The environmental report, Carbon Footprint, documents the meter's high reusability and low environmental impact, including recycling of materials.

Hygiene

To protect the health of the consumers Kamstrup has a hygienic manufacturing process of the water meters. Kamstrup has a highly automated manufacturing process, and only uses materials which are approved for drinking water. Furthermore the products gets disinfected before dispatch. The hygiene is being controlled by external accredited laboratories and by frequent audits.

General description

flowIQ® 2100 is a hermetically closed static water meter, intended for the measurement of cold water consumption. The water meter uses the ultrasonic principle and has been designed and constructed on the basis of Kamstrup's experience in the development and production of static ultrasonic meters, since 1991.

flowIQ® 2100 has been subjected to a comprehensive set of tests to ensure a long-term, accurate and reliable meter. This technology has many advantages, including no moving parts, so the meter is less sensitive to particles in the water which also ensures a high and stable accuracy throughout its lifetime. Furthermore, the meter has a start flow of only 0.015 GPM, which provides accurate measurement at low water flows.

flowIQ® 2100 is constructed as a vacuum chamber of molded composite material. Thus, the electronics are fully protected against penetration of water, making the meter suitable for

mounting in meter pits or other environments subject to frequent flooding.

The volume is measured using bidirectional ultrasonic technique based on the transit time method, proven as a long-term and accurate measuring principle. Two ultrasonic transducers send sound signals against and with the flow. The ultrasonic signal traveling with the flow reaches the opposite transducer first. The time difference between the two signals can be converted into flow velocity and thereby the volumetric flow rate can be calculated.

The accumulated water consumption is displayed by flowIQ® 2100 in gallons or cubic feet with nine digits and up to three decimals, to clearly display usage data. The display has been specially designed to obtain long lifetime and sharp contrast in a wide temperature range.

In addition to volume reading, a number of information codes are displayed.

The meter also measures both water and ambient temperature continuously, storing minimum, mean and maximum temperatures daily.

All registers are saved daily in the meter memory for 460 days. Monthly data for the latest 36 months are also saved.

The meter is fitted with an optical eye, which makes it possible to read consumption data and information codes, stored in the meter's data logger. Using a USB or Bluetooth connection, the optical eye gives access to configure the meter.

The water meter is powered by an internal lithium battery.

The meter can and must only be opened by one of Kamstrup's authorized service centers by means of special tools. If the meter has been opened and the seals have thus been broken, the meter is no longer valid for billing purposes. Furthermore, the factory guarantee no longer applies.

Technical data

Electrical data

Battery 3.65 VDC, 1 C cell lithium. The battery warranty does not apply at meter temperatures above $t_{BAT} > 95$ °F.

Mechanical data

Mechanical environment Class M1 (Measuring Instruments Directive classification)
 Ambient temperature 35 °F...130 °F
 Protection class IP68-rated (waterproof/submersible)
 Fluid temperature 33 °F...140 °F
 Storage temp. empty sensor -10 °F...140 °F
 Maximum operating pressure 250 PSI

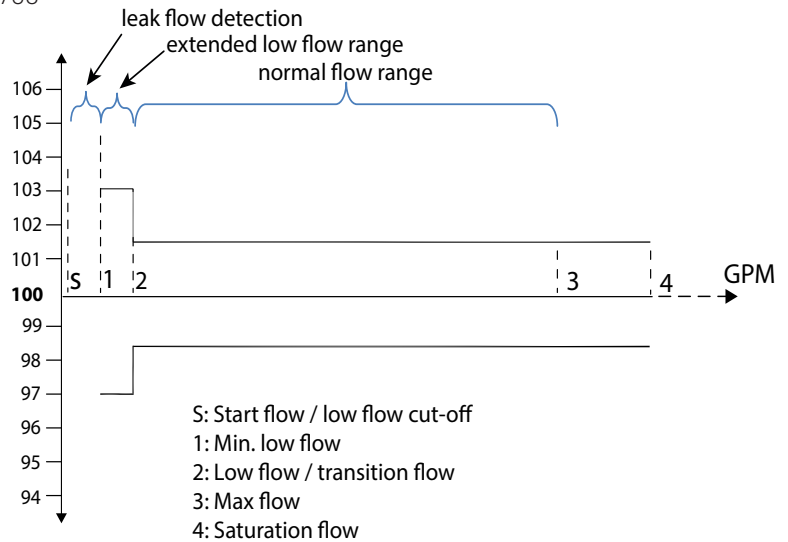
Accuracy

MPE (maximum permissible error) According to AWWA C-708

Meter approved for 33 °F...95 °F:
 ± 3 % in extended low flow range
 ± 1.5 % in 'normal flow' range

Approvals

Certified to NSF/ANSI 61
 Complies to part 15 of the FCC rules



Material

Wetted parts

Meter housing and flow part Polyphenylene sulfide (PPS) with fiberglass reinforcement
 Reflectors Stainless steel, 304L
 Strainer Polyarylethersulfone

Meter sizes

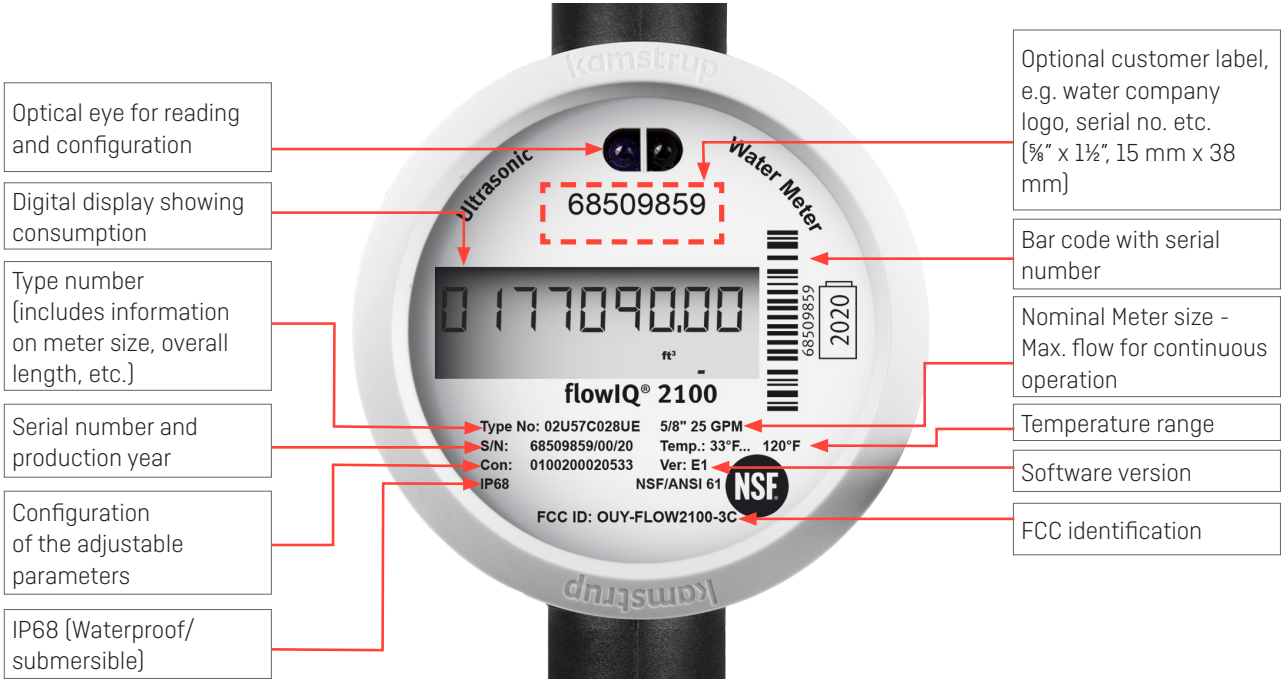
flowIQ® 2100 is available in following sizes:

Type number	Meter size	Max flow for continuous operation	Start flow	Saturation flow rate	Min. flow	Transition flow	Pressure loss at 15 GPM	Connection on meter	Lay Length
		GPM (3)	GPM (S)	GPM	GPM (1)	GPM (2)	PSI	NPSM thread	Inches
02U-57-C02-8UX	5/8" x 1/2"	25	0.015	37	0.10	0.15	4.1	3/4" thread	7 1/2"
02U-57-C04-8UX	5/8" x 3/4"	25	0.015	37	0.10	0.15	4.1	1" thread	7 1/2"
02U-57-C05-8UX	5/8" x 3/4"	25	0.015	37	0.10	0.15	4.1	1" thread	5.1"
02U-57-C06-8UX	3/4"	32	0.02	42	0.10	0.15	3.0	1" thread	7 1/2 or 9"

* Note: meter version C06 includes an 1 1/2" extension (installed by the customer) to fit 7 1/2" [190 mm] or 9" [228 mm] lay lengths.

Meter face details

Meter information in permanent laser engraved text.



Measurement of temperatures

Temperature monitoring

flowIQ® 2100 measures water and ambient temperatures. The measurements can be used to monitor the installation and to give an indication of the temperature of the water when the water reaches the end user. Both temperatures are logged in the daily and monthly records.

Minimum, mean and maximum values are logged daily. The register contains the last 460 days.

On the first day of each month the minimum, maximum and average temperatures, recorded in the past month, are stored in the register. The register stores values from the last 36 months.

Temperature values are referred to in °F and can be read via the optical eye and send by the Wireless RF radio signal. Optional temperature combinations in the radio package are described in the section 'Optional data in data logger'.

Ambient temperatures

Monitoring the ambient temperature of the installation can be used as a warning of freezing temperatures or unintended high temperatures. The measurement in the meter housing corresponds to the ambient temperature where the meter is installed. The temperature is measured every minute. The maximum and minimum values are calculated based on a 2 minute average value. The average temperature is a time-weighted mean value.

Water temperatures

Water temperature measurements are made as an indirect measurement of the water using the ultrasound signal. The water temperature is measured every 32 seconds.

The maximum and minimum values are calculated every 2 minutes and is based on an average since the last calculation.

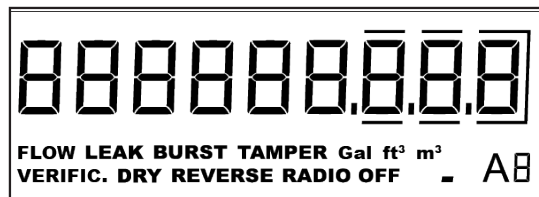
Measurement of water temperature requires that the meter is filled with water. If there is no water within the meter a code will be saved, indicating DRY.

During periods of very low water consumption the water temperature approaches the ambient temperature. In periods where there is no water flow, a code is stored indicating that there is no consumption.

Display and information codes

flowIQ® 2100 can be read from the large, easily readable, specially designed display. Nine large figures indicate number of gallons or cubic feet. The last three figures may indicate decimals.

The information codes in the display have the following meaning and function:



Info code flashes in the display	Meaning
FLOW	The FLOW info code is the digital equivalent of a spinning proving wheel featured on many mechanical meters. Indicates water flow through the meter. If there is no flow, the text will be off. This text does not blink.
LEAK	The water has not been stagnant in the meter during the last few days. This can be a sign of a leaky tap or toilet.
BURST	The water flow has exceeded a preprogrammed limit for a minimum of 30 minutes which is a sign of a burst pipe.
TAMPER	Attempt of fraud. The meter is no longer valid for billing.
Gal / ft3 / m3	Consumption is indicated in gallons, cubic feet or cubic meters
VERIFIC	Will always be off when the meter is in operation - text will be on during factory control and verification of the meter.
DRY	The meter is not water-filled. In this case nothing will be measured.
REVERSE	The water flows through the meter in the wrong direction.
RADIO OFF ¹	The meter is still in transport mode with the built-in radio transmitter turned off. The transmitter turns on automatically when the first quarter gallon of water has run through the meter.
Squared 'dot'	One small square flashing indicates that the meter is active.
A' followed by a number Change log	Indicates the number of metrologic changes the meter has gone through after factory verification. If no adjustments have been made both the A symbol and the digit are inactive.

Information codes 'LEAK', 'BURST', 'DRY' and 'REVERSE' switch off automatically, when the conditions that activated them no longer exist. In other words, 'LEAK' disappears when the water is stagnant; 'BURST' disappears when the consumption falls to normal level; 'REVERSE' disappears when the water no longer flows in the wrong direction; and 'DRY' disappears when the meter again is filled with water.

Data registers

flowIQ® 2100 has an integrated data logger, in which the values of various data logs are saved.

The meter includes the following registers:

Data logging interval	Data log records	Logged value
Monthly logger	36 months	See table below
Daily logger	460 days	See table below
Info logger	50 events	Info code, meter reading and date

Therefore, it is always possible to read target volume and information codes for each of the latest 36 months as well as corresponding meter reading and possible information codes for each of the latest 460 days. The data logs can only be read via the meter's optical eye.

The monthly log is written on the first day of the subsequent month; the daily logger is written at midnight.

The following registers are logged:

Register type	Description	Monthly logger, 36 months	Daily logger, 460 days
Date (YY.MM.DD)	Logging time, year, month and day	•	•
Volume	Current meter reading (legal)	•	•
Operating hour counter	Accumulated number of operating hours	•	•
Info	Information code	•	•
Vol Reverse	Volume during reverse flow	•	–
Date of max. flow	Date stamp of max. flow during period	•	–
Max. flow, V1	Value of max. flow during period	•	•
Date of min. flow, V1	Date stamp of min. flow during period	•	–
Min. flow V1	Value of min. flow during period	•	•
Min. temp. water	Water temperature – minimum	•	•
Max. temp. water	Water temperature – maximum	•	•
Med. temp. water	Volume weighted mean water temp.	•	•
Min. temp.	Meter temperature – minimum	•	•
Max. temp.	Meter temperature – maximum	•	•
Medium temp.	Meter temp. – time weighted average	•	•

Every time the information code changes, date and information codes are logged. Thus, it is possible to read the latest 50 changes of the information code as well as the date the change was made. Reading is only possible via the optical eye.

Radio packet options

Optional RF output

flowIQ® 2100 communicates via a high-power antenna and integrated 915MHz band RF, which gives access to easy and fast wireless reading of the meter.

The integrated 915MHz band RF transmits a data package every 16 seconds. In order to obtain long battery lifetime, the data package has been compressed and includes only the most important meter readings. The radio is ready for multi-channel transmission to avoid interference with nearby transmitters.

Besides readout of the current total registered water use, the meter saves a number of other consumption data.

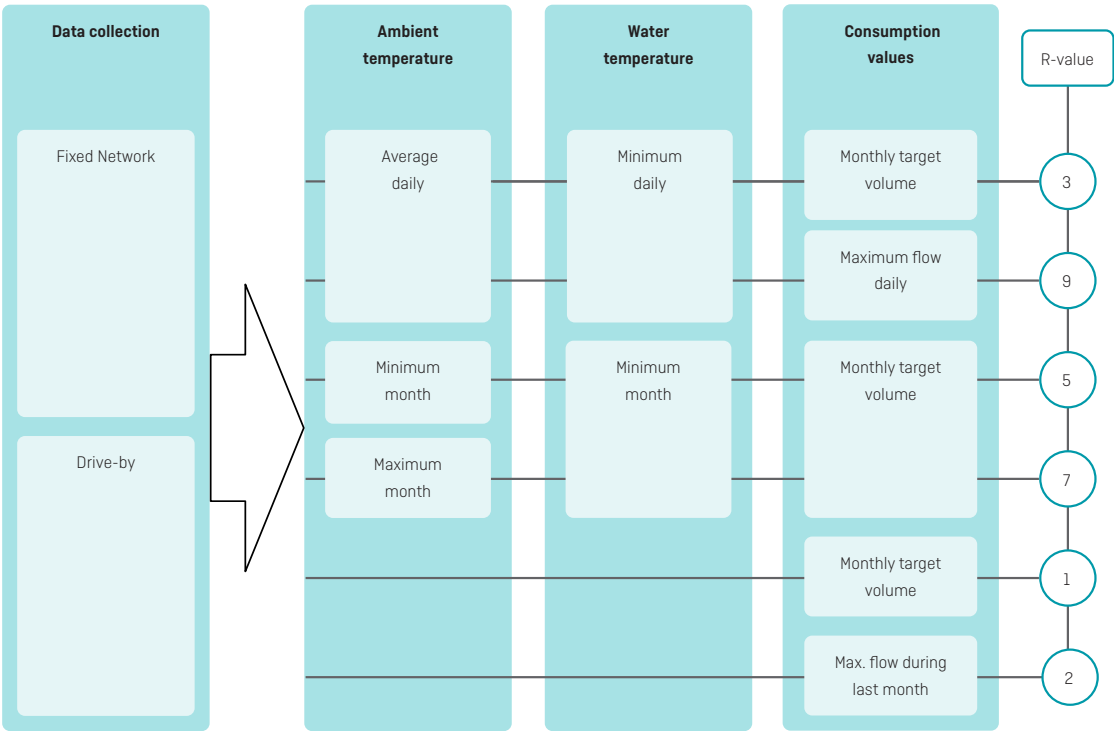
Following values can be send via the Wireless RF radio signal:

- Target Volume - e.g., meter read from the first day of the month
- Maximum flow - daily
- Maximum flow - monthly
- Selected values of water temperature and ambient temperature

Optional registers in data logger

It is possible to select one data package; content is illustrated below. The choices are determined by means of the selected R-value when ordering a water meter, as shown to the right in the figure.

In addition the RF package will contain actions and historical events from the info logger from within the past 30 days.



915MHz band RF – wireless radio communication

Standardized and open communication

915MHz band RF is an open standard, following EN13757-4 : 2010, which means that while the flowIQ® 2100 can be configured with or without encryption of the transmitted signal, encryption is required in the United States.

Encryption protects personal data against unauthorized monitoring. Furthermore, the encryption file provides easy access to import meter data for reading programs.

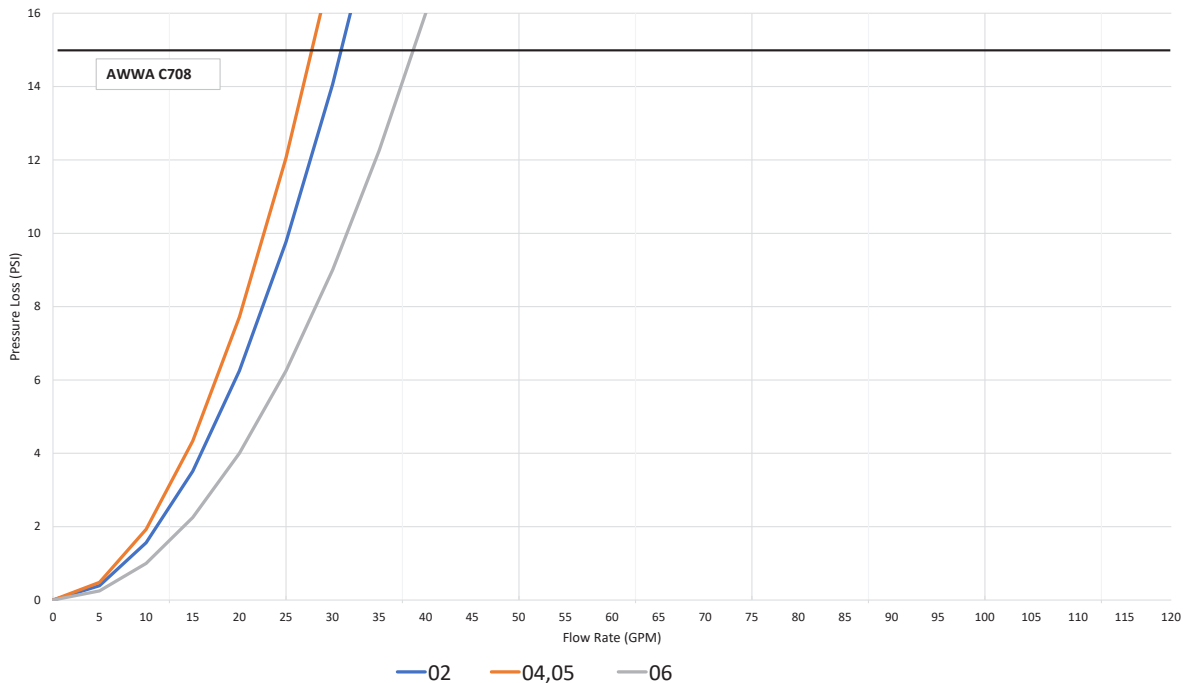
State of the art meter reader

Kamstrup offers mobile meter reading via either the USB meter reader for wireless platforms or READy for use via android based smart phones and tablets.

Pressure loss

According to AWWA C708 standards the maximum pressure loss must not exceed 15 PSI for ½” to 2” meters at SMOC.

The following graph shows pressure loss with respect to flow rate:



Ordering details

Start your order by stating the type number of the selected model of flowIQ® 2100. The type number includes information on meter type - meter version, size, lay length, service connection and time zone.

The features included in the Type Number cannot be changed once the meter has been produced.

Subsequently the meter configuration, which determines

customer-specific requirements such as number of digits in display etc., is selected. The configuration is completed during programming of the final meter.

Kamstrup recommends 3 mm EDPM rubber gaskets, which are sold separately.

Accessories are enclosed separately to be mounted by the installer.

Type number

flowIQ® 2100

Type 02U

C 8

Communication

915 MHz US

57

Battery

C

Meter size

GPM	Connection	Length [inches]	
25	5/8" x 1/2" (DN15) meter - 3/4" thread	7 1/2	02
25	5/8" x 3/4" (DN20) meter - 1" thread	7 1/2	04
25	5/8" x 3/4" (DN20) meter - 1" thread	5.12	05
32	3/4" (DN20) meter - 1" thread	7 1/2 or 9; includes 1 1/2" extension	06

Cold water meter

8

Meter type

Radio

U

Time zone

Eastern

E

Central

C

Mountain

M

Pacific

P

Accessories

See Accessories for Water Meters: [FILE100000644-US](#).

For information about our Hygiene concept go to: Kamstrup.com.

Configuration

	KK	LLL	MMM	N	P	R	S	T
Target date (fixed)	01							
Average time of max. values - 2 minutes		002						
Customer label code (available for RF meters only)			MMM					
Leakage message limit								
OFF				0				
Flow continuously > 0.5 % of max. flow				1				
Flow continuously > 1.0 % of max. flow				2				
Flow continuously > 2.0 % of max. flow				3				
Flow continuously > 0.25 % of max. flow				4				
Flow continuously > 0.1 % of max. flow				5				
Pipe burst limit								
OFF					0			
Flow > 5 % of max. flow for 30 minutes					1			
Flow > 10 % of max. flow for 30 minutes					2			
Flow > 20 % of max. flow for 30 minutes					3			
Optional data								
Monthly target volume						1		
Maximum flow (monthly)						2		
Monthly target volume / Min.temp.water - daily / Time weighted average temp. meter - daily						3		
Monthly target volume / Min. water Temperature - Monthly / Min. temp. meter - latest month						5		
Monthly target volume / Min. water Temperature - Monthly / Max. temp. meter - latest month						7		
Daily max. flow / Min.temp.water-daily / Time weighted average temp. meter- daily						9		
Display resolution								
000000.001 m ³							0	
000000001 Gal							1	
00000000.1 Gal							2	
0000000.01 Gal							3	
000000.001 Gal							4	
000000001 ft ³							5	
00000000.1 ft ³							6	
0000000.01 ft ³							7	
000000.001 ft ³							8	
Encryption level								
Encryption with separately forwarded key								3
Unless otherwise stated in the order, Kamstrup supplies the following:	01	002	000	2	3	5	3	3

Kamstrup Water Metering, LLC

2855 Forsyth Commerce Way Suite 200
 Cumming, GA 30005, USA
 T: +1 (404) 835-6716
 info-us@kamstrup.com
 kamstrup.com