



Standard Efficiency Air Conditioner Direct-Drive Packaged Rooftop Unit 15-25 Ton DFC Light Commercial

15 - 20 Ton 11 EER / 14.2 IEER

25 Ton 10 EER / 13.2 IEER



* Complete warranty details available from your local distributor or manufacturer's representative or at www.daikincomfort.com or www.daikinac.com



Our Perfect Package:

Harnessing energy-efficient performance, proven technology, and enhanced comfort for life.

Since becoming the first company in Japan to manufacture packaged air conditioning systems, in 1951, Daikin has supported comfortable indoor living based on the strengths and technologies that have led to the growth of the company becoming one of the world's largest manufacturers of HVAC products, systems and refrigerants.

Today, as a comprehensive global manufacturer of HVAC products and systems, the Daikin brand is committed to being recognized as a truly global and excellent company capable of continually creating new value for its customers. The company plans to pursue sustainable growth and foster business operations that consistently harmonize with the goals of improving indoor comfort.


The group philosophy of the company includes:

- » Creating new value continuously for customers
- » Developing world leading energy-saving technology
- » Being a flexible and dynamic organization
- » Allowing employees to be the driving force for the success of the company
- » Fostering an atmosphere of best practices, boldness, and innovation
- » Thinking and acting globally



Contents

2	Introduction	2
4	Nomenclature	4
5	Features and Benefits	5
	Applications	8
	Serviceability	8
9	Product Specifications	9
	Coil Dimensions	12
	AHRI Ratings	12
	Sound Data	12
13	Expanded Cooling Data	13
19	Air Flow Data	19
32	Electrical Data	32
41	Electric Heat	41
42	Wiring Diagrams	42
52	Dimensional Data	52
53	Unit Clearances	53
54	Installation	54
	Weights	54



Nomenclature

	D	F	C	300	3	V	400	C	S	A	X	X	X	X	X	X	X	X	A	*
	1	2	3	4,5,6	7	8	9,10,11	12	13	14	15	16	17	18	19	20	21	22	23	24
Revision Levels																				Major & Minor
Brand	D Daikin																			
Configuration	F Standard Efficiency R High Efficiency																			
Application	C Cooling G Gas Heat H Heat Pump																			
Nominal Cooling Capacity	036 3 Tons 090 7½ Tons 180 15 Tons 048 4 Tons 102 8½ Tons 240 20 Tons 060 5 Tons 120 10 Tons 300 25 Tons 072 6 Tons 150 12½ Tons																			X No Options
Voltage	1 208-230/1/60 4 460/3/60 3 208-230/3/60 7 575/3/60																			X No Options B Single point power connection for Power Exhaust
Supply Fan/Drive Type/Motor	D Direct Drive- Standard Static W Direct Drive- High Static L Direct Drive-Medium Static																			X No Options
Nominal Heating Capacity																				
Gas/Electric																				
A/C Factory-Installed Electric Heat																				
045 45,000 BTU/h	XXX No Heat																			
060 60,000 BTU/h	005 5kW																			
070 70,000 BTU/h	006 5kW																			
080 80,000 BTU/h	010 10 kW																			
090 90,000 BTU/h	011 10 kW																			
100 100,000 BTU/h	015 15 kW																			
115 115,000 BTU/h	016 15 kW																			
125 125,000 BTU/h	017 15 kW																			
130 130,000 BTU/h	018 18 kW																			
140 140,000 BTU/h	020 20 kW																			
150 150,000 BTU/h	021 20 kW																			
180 180,000 BTU/h	022 20 kW																			
210 210,000 BTU/h	023 20 kW																			
225 225,000 BTU/h	030 30 kW																			
240 240,000 BTU/h	031 30 kW																			
350 350,000 BTU/h	032 30 kW																			
400 400,000 BTU/h	045 45kW																			
See product specifications for heat size(s) available for each capacity.																				
Refrigeration Systems	A Single stage cooling modes C Two stage cooling modes F Two stage cooling modes with Hot Gas Reheat and Low-ambient control																			X No Option A Non-Fused Disconnect B Phase Monitor E Non-Fused Disconnect and Phase Monitor C Thru-the-base connections E Non-Fused Disconnect and Phase Monitor F Non-Fused Disconnect and Thru-the-base connections H Phase Monitor and Thru-the-base connections L Non-Fused Disconnect, Thru-the-base connectons and Phase Monitor
Heat Exchanger	X No options A Standard Aluminized Exchanger S Stainless Steel Exchanger U Ultra Low NO _x Stainless Steel Exchanger																			
Controls	A Electromechanical controls B DDC w/ BACnet™ interface																			X No Options A E-coat outdoor C Hail Guard D E-coat outdoor w/ Hail Guard
Service Options																				X No Option A Powered convenience outlet B Non-powered convenience outlet C Hinge Panels D Hinged Panels and Powered convenience outlet E Hinged Panels and non-powered convenience outlet
Electrical																				
Economizer																				X No Options A Ultra Low-Leak Downflow Economizer w/ Enthalpy Sensor B Low-Leak Downflow Economizer w/ Enthalpy Sensor E Ultra Low-Leak Downflow Economizer for DDC controls w/ Enthalpy Sensor G Ultra Low-Leak Downflow Economizer w/ Dry Bulb Sensor H Low-Leak Downflow Economizer w/ Dry Bulb Sensor L Ultra Low-Leak Downflow Economizer for DDC controls w/ Dry Bulb Sensor N Low-Leak Downflow Economizer for DDC controls w/ Enthalpy Sensor P Low-Leak Downflow Economizer for DDC controls w/ Dry Bulb Sensor
Coils, Hail guard																				
Sensors																				X No Options A RA Smoke Detector B SA Smoke Detector C RA & SA Smoke Detector

AC STOCKING MODELS	
New Daikin 15 – 25 Ton	
MODEL NUMBER	CODE STRING
DFC1803D000001S	DFC1803DXXXCXAXXXXXXXXXXAA
DFC1804D000001S	DFC1804DXXXCXAXXXXXXXXXXAA
DFC1807D000001S	DFC1807DXXXCXAXXXXXXXXXXAA
DFC2403D000001S	DFC2403DXXXCXAXXXXXXXXXXAA
DFC2404D000001S	DFC2404DXXXCXAXXXXXXXXXXAA
DFC2407D000001S	DFC2407DXXXCXAXXXXXXXXXXAA
DFC3003D000001S	DFC3003DXXXCXAXXXXXXXXXXAA
DFC3004D000001S	DFC3004DXXXCXAXXXXXXXXXXAA
DFC3007D000001S	DFC3007DXXXCXAXXXXXXXXXXAA

Features and Benefits

Daikin Packaged Rooftop Units (RTUs) are built to perform, with features and options that help provide low installation and operation costs, superior indoor air quality, efficient operation, and longevity.

Installation

Daikin Packaged units are designed with fast and easy installation in mind and are ideal for both new construction and retrofit projects.

Cabinet Construction

Daikin packaged rooftop units are made with high quality galvanized steel with a powder-paint finish to provide higher corrosion resistance.

- » Unit fully insulated to prevent sweating and thermal losses, using our foil face fiberglass insulation which also omits exposed filter fibers into the airstream.
- » The full perimeter base rail is built using heavy gauge galvanized steel for a stronger structural installation. The base rails are a minimum of 3 ½" tall and include holes to allow for overhead rigging and lifting with forklifts.
- » Electrical lines can be brought through the base of the unit or through the horizontal knockout for easy installation and accessibility on the field

Compressor

High performance, low noise scroll compressors with stage control to match the required total load for efficient part load control.

- » Resiliently factory-mounted on rubber grommets for vibration isolation.
- » Refrigeration circuits includes both high and low pressure safety switches.
- » Unit is factory charged with environmental friendly and sustainable R-410A refrigerant.
- » Two single-stage scroll compressors individually circuited for partial load applications.
- » Compressor location outside the condenser section to avoid air bypass.
- » Crankcase heaters and external thermal overload protection are also provided for compressor durability.

Supply Fan

Supply fan will be 2 direct-drive motors. Ball bearing Direct-Drive EEM motor removes the need for belts, sheaves, bearings and lubrication.

- » Slide out forward curb fans for easy maintenance and replacement.
- » High-static drive options for applications with high airflow/ static requirements.
- » Each fan assembly is dynamically trim balanced at the factory before shipment for quick start-up and efficient operation.
- » Motor with thermal overload is provided for long lasting operation.

Coils

The indoor coil section is installed in a draw through configuration to provide better dehumidification. These coils are constructed with seamless copper tubes, mechanically bonded into aluminum plate-type fins with full drawn collars to completely cover the tubes for high operating efficiencies.

- » Coils are factory pressure tested to ensure pressure and leak integrity.
- » Coils include a Thermal Expansion Valve per circuit, high- and low pressure switches, service ports and high capacity filter drier.
- » All units use large face area outdoor coils.
- » Copper tube / aluminum fin coils on evaporator
- » Microchannel heat exchanger technology on all condenser coils for improved performance and reduced refrigerant load.



Controls and Wiring

Packaged rooftop units come equipped with a well-organized, large, easy to use, weatherproof internal control box with easy access, for a better user experience.

- » Units are factory-wired with color-coded wires and complete 24-volt Electromechanical controls package.
- » Units include single-point power entry as standard and also available with electric heat kits if selected.
- » Terminal strips are provided as standard for easy installation and field power wiring.

Filtration

Unit provides a draw-through filter section as standard for better air quality and long lasting component maintenance.

- » Filters installed on the units are standard off the shelf sizes for easy replacement.
- » 2" deep filters standard on all units with option for up to 4" on large chassis (15 tons and over).

Heating Section

Wide range of electric heat selections effectively handle most comfort heating demand from morning warm-up control to full heat.

Electric Heat

ETL approved electric heat is factory assembled, installed and tested.


- » Heating control is fully integrated into the unit's control system for quick start-up and reliable control.
- » Multi-stage capability for application flexibility.
- » Durable low watt density, nickel chromium elements provide longer life (compared to units without)..

- » Fuses are provided in each branch circuit to a maximum of 48 Amps per NEC requirements.
- » Single-point power connection reduces installation cost.
- » Operational safeties for electric heat includes automatic reset, and high temperature limit protection to prevent electric heat operation in the event of no airflow.

Electrical

Units are completely wired and tested at the factory to provide faster commissioning and start-up.

- » Wiring complies with NEC requirements and all applicable UL standards.
- » Units are factory-wired with color-coded wires and complete 24-volt electromechanical controls package.
- » A 115 V GFI convenience outlet requiring independent power supply for the receptacle is optional.
- » An optional unit powered 20 amp 115 V convenience outlet, complete with factory mounted transformer, disconnect switch, and primary and secondary overload protection, eliminates the need to pull a separate 115 V power source.
- » Supply air fan, compressor, and condenser fan motor branch circuits have individual short circuit protection. Unit includes knockouts in the bottom of the main control panels for field wiring entrance.
- » A single-point power connection with power block is standard and a terminal strip is provided for connecting low voltage control wiring.
- » For better serviceability an optional non-fused disconnect switch is mounted inside the control panel and operated by an externally mounted handle to disconnect the electrical power at the unit.



Applications

Daikin Rooftop units are intended for comfort cooling applications in normal heating, ventilating, and air conditioning. Consult your local Daikin sales representative for applications involving operations at high ambient temperatures, high altitudes, non-cataloged voltages, or for job-specific unit selections that fall outside of the range of the catalog tables.

For proper operation, units should be rigged in accordance with instructions stated on the installation manual. Fire dampers, if required, must be installed in the ductwork according to local and/or state codes. No space is allowed for these dampers in the unit.

Follow factory check, test and start procedures explicitly to achieve satisfactory start-up and operation.

Most rooftop applications take advantage of the significant energy savings provided with economizer operation. When an economizer system is used, mechanical refrigeration is typically not required below an ambient temperature of 50°F on most cases.

Serviceability

Daikin packaged rooftop units are built with serviceability in mind, designed to make future maintenance and service on the unit easy and accessible.

- » Our packaged rooftop units offer a slide out blower to facilitate the access and removal of the fan.
- » Independent compressor outside of the air bypass to eliminate component blockage and provide easy access.
- » Color coded wire to identify point-to-point component connections.
- » Condenser clean out from inside-out.
- » Easy access to control panel.



PHYSICAL DATA COOLING			
Model	DFC1803D000001S	DFC1804D000001S	DFC1807D000001S
COOLING CAPACITY			
Total BTU/H	172,000	172,000	172,000
EER /IEER	11.0 / 14.2	11.0 / 14.2	11.0 / 14.2
AHRI Reference #	210331718	210331718	210331718
EVAPORATOR MOTOR / RTPF (ROUND TUBE PLATE FIN)			
Motor Type	Direct Drive	Direct Drive	Direct Drive
External Static Pressure (ESP)	Standard	Standard	Standard
Wheel Dia. X Width	15 x 15	15 x 15	15 x 15
Indoor Nominal CFM	5000	5000	5000
RPM	300-1600	300-1600	300-1600
Indoor Horsepower	3.5	3.5	3.5
Filter Size (in)	20 X 20 X 2 (8)	20 X 20 X 2 (8)	20 X 20 X 2 (8)
Drain Size (NPT)	1"	1"	1"
R-410A Refrigerant Charge (oz.) (1)	128	128	128
R-410A Refrigerant Charge (oz.) (2)	109	109	109
Evaporator Coil Face Area (ft ²)	21.69	21.69	21.69
Rows Deep/ Fins per Inch	2/18	2/18	2/18
CONDENSER FAN / MCHX (MICROCHANNEL HEAT EXCHANGER)			
Quantity of Condenser Fan Motors	3	3	3
RPM (High/Low stage)	1122	1050	1050
Outdoor Horsepower	1/3	1/3	1/3
Fan Diameter/ # Fan Blades	22 / 3	22 / 3	22 / 3
Face Area (ft ²)	25.7	25.7	25.7
Rows Deep / Fins per Inch	1/23	1/23	1/23
COMPRESSOR			
Quantity / Type / Stages per Compression	2 / Scroll / 1	2 / Scroll / 1	2 / Scroll / 1
Compressor RLA / LRA	25.0 / 164.0	12.2 / 100.0	10.0 / 78.0
ELECTRICAL DATA			
Voltage-Phase-Frequency	208/230-3-60	460-3-60	575-3-60
Indoor Blower FLA	10.9	7.2	5
Max External Static (In. W.C.)	1.2	1.2	1.2
Outdoor Fan FLA	2	0.85	0.67
Min. Circuit Ampacity ¹	84/84	44.4	32.2
Max. Overcurrent Protection (A) ²	100/100	50	40
Power Supply Conduit Hole Dia. (in)	2.5	2.5	2.5
Low-Voltage Conduit Hole Dia. (in)	0.5	0.5	0.5
OPERATING WEIGHT (LBS.)			
	1724	1724	1724
SHIPPING WEIGHT (LBS.)			
	1839	1839	1839

¹ Wire size should be determined in accordance with National Electrical Codes. Extensive wire runs will require larger wire sizes.

² May use fuses or HACR-type circuit breakers of the same size as noted.

Note: Always check the S&R plate for electrical data on the unit being installed.

PHYSICAL DATA COOLING			
Model	DFC2403D000001S	DFC2404D000001S	DFC2407D000001S
COOLING CAPACITY			
Total BTU/H	230,000	230,000	230,000
EER /IEER	11.0 / 14.2	11.0 / 14.2	11.0 / 14.2
AHRI Reference #	210331719	210331719	210331719
EVAPORATOR MOTOR / RTPF (ROUND TUBE PLATE FIN)			
Motor Type	Direct Drive	Direct Drive	Direct Drive
External Static Pressure (ESP)	Standard	Standard	Standard
Wheel Dia. X Width	15 x 15	15 x 15	15 x 15
Indoor Nominal CFM	6500	6500	6500
RPM	300-1600	300-1600	300-1600
Indoor Horsepower	3.5	3.5	3.5
Filter Size (in)	20 X 20 X 2 (8)	20 X 20 X 2 (8)	20 X 20 X 2 (8)
Drain Size (NPT)	1"	1"	1"
R-410A Refrigerant Charge (oz.) (1)	186	186	186
R-410A Refrigerant Charge (oz.) (2)	165	165	165
Evaporator Coil Face Area (ft ²)	21.69	21.69	21.69
Rows Deep/ Fins per Inch	4/18	4/18	4/18
CONDENSER FAN / MCHX (MICROCHANNEL HEAT EXCHANGER)			
Quantity of Condenser Fan Motors	4	4	4
RPM (High/Low stage)	1130	1115	1075
Outdoor Horsepower	1/2	1/2	1/2
Fan Diameter/ # Fan Blades	22 / 3	22 / 3	22 / 3
Face Area (ft ²)	25.7	25.7	25.7
Rows Deep / Fins per Inch	1/23	1/23	1/23
COMPRESSOR			
Quantity / Type / Stages per Compression	2 / Scroll / 1	2 / Scroll / 1	2 / Scroll / 1
Compressor RLA / LRA	28.2 / 240	16.4 / 130.0	12.6 / 93.7
ELECTRICAL DATA			
Voltage-Phase-Frequency	208/230-3-60	460-3-60	575-3-60
Indoor Blower FLA	10.9	7.2	5
Max External Static (In. W.C.)	1.2	1.2	1.2
Outdoor Fan FLA	2.7	1.4	1
Min. Circuit Ampacity ¹	96.1/96.1	53.2	39.4
Max. Overcurrent Protection (A) ²	110/110	110/110	70
Power Supply Conduit Hole Dia. (in)	2.5	2.5	2.5
Low-Voltage Conduit Hole Dia. (in)	0.5	0.5	0.5
OPERATING WEIGHT (LBS.)			
	1993	1993	1993
SHIPPING WEIGHT (LBS.)			
	2108	2108	2108

¹ Wire size should be determined in accordance with National Electrical Codes. Extensive wire runs will require larger wire sizes.

² May use fuses or HACR-type circuit breakers of the same size as noted.

Note: Always check the S&R plate for electrical data on the unit being installed.

PHYSICAL DATA COOLING			
Model	DFC3003D000001S	DFC3004D000001S	DFC3007D000001S
COOLING CAPACITY			
Total BTU/H	290,000	290,000	290,000
EER /IEER	10.0 / 13.0	10.0 / 13.0	10.0 / 13.0
AHRI Reference #	210331720	210331720	210331720
EVAPORATOR MOTOR / RTPF (ROUND TUBE PLATE FIN)			
Motor Type	Direct Drive	Direct Drive	Direct Drive
External Static Pressure (ESP)	Standard	Standard	Standard
Wheel Dia. X Width	15 x 15	15 x 15	15 x 15
Indoor Nominal CFM	8200	8200	8200
RPM	300-1600	300-1600	300-1600
Indoor Horsepower	5	5	5
Filter Size (in)	20 X 20 X 2 (8)	20 X 20 X 2 (8)	20 X 20 X 2 (8)
Drain Size (NPT)	1"	1"	1"
R-410A Refrigerant Charge (oz.) (1)	222	222	222
R-410A Refrigerant Charge (oz.) (2)	207	207	207
Evaporator Coil Face Area (ft ²)	21.69	21.69	21.69
Rows Deep/ Fins per Inch	4/18	4/18	4/18
CONDENSER FAN / MCHX (MICROCHANNEL HEAT EXCHANGER)			
Quantity of Condenser Fan Motors	5	5	5
RPM (High/Low stage)	1130	1115	1075
Outdoor Horsepower	1/2	1/2	1/2
Fan Diameter/ # Fan Blades	22 / 3	22 / 3	22 / 3
Face Area (ft ²)	25.7	25.7	25.7
Rows Deep / Fins per Inch	1/23	1/23	1/23
COMPRESSOR			
Quantity / Type / Stages per Compression	2 / Scroll / 1	2 / Scroll / 1	2 / Scroll / 1
Compressor RLA / LRA	48.1 / 245	18.6 / 125	14.7 / 100.0
ELECTRICAL DATA			
Voltage-Phase-Frequency	208/230-3-60	460-3-60	575-3-60
Indoor Blower FLA	14.5	10.6	7.2
Max External Static (In. W.C.)	1.2	1.2	1.2
Outdoor Fan FLA	2.7	1.4	1
Min. Circuit Ampacity ¹	151/151	70	52.6
Max. Overcurrent Protection (A) ²	50	80	60
Power Supply Conduit Hole Dia. (in)	2.5	2.5	2.5
Low-Voltage Conduit Hole Dia. (in)	0.5	0.5	0.5
OPERATING WEIGHT (LBS.)			
	2083	2083	2083
SHIPPING WEIGHT (LBS.)			
	2198	2198	2198

¹ Wire size should be determined in accordance with National Electrical Codes. Extensive wire runs will require larger wire sizes.

² May use fuses or HACR-type circuit breakers of the same size as noted.

Note: Always check the S&R plate for electrical data on the unit being installed.

Coil Dimensions

MODEL	SIZE	FIN HEIGHT IN.	FIN LENGTH IN.
DFC	15	40	78.092
DFC	20	40	78.092
DFC	25	40	78.092

AHRI Ratings

MODEL	CAPACITY	EER	IEER
DFC1803D000001S	172,000	11.0	14.2
DFC1804D000001S	172,000	11.0	14.2
DFC1807D000001S	172,000	11.0	14.2
DFC2403D000001S	230,000	11.0	14.2
DFC2404D000001S	230,000	11.0	14.2
DFC2407D000001S	230,000	11.0	14.2
DFC3003D000001S	290,000	10.00	13.2
DFC3004D000001S	290,000	10.00	13.2
DFC3007D000001S	290,000	10.00	13.2

Sound Data

STATIC PRESSURE	Component	A-Weighted								
			63	125	250	500	1000	2000	4000	8000
STD	Discharge	79.1	90.5	82.3	79.7	78.7	73.0	67.6	64.4	53.7
	Inlet	78.5	93.0	87.3	80.9	75.1	72.2	67.6	64.4	53.7
HIGH	Discharge	84.6	91.4	87.3	86.1	84.1	78.7	73.4	69.8	60.0
	Inlet	76.9	91.6	86.6	84.1	70.9	66.5	60.3	58.7	49.7
	Outdoor	80.4	99.9	86.2	78.7	75.3	74.5	72.3	69.3	63.1

STATIC PRESSURE	Component	A-Weighted								
			63	125	250	500	1000	2000	4000	8000
STD	Discharge	79.6	87.9	81.7	81.0	79.0	74.0	67.4	65.0	55.7
	Inlet	70.3	89.7	81.7	74.8	62.4	58.7	54.5	53.6	47.2
HIGH	Discharge	84.6	83.5	84.9	84.4	83.8	79.9	73.4	70.1	62.6
	Inlet	72.3	82.1	79.3	75.0	71.2	64.5	61.6	59.1	51.9
	Outdoor	92.1	109.4	96.5	96.5	87.7	84.3	81.2	75.0	68.7

STATIC PRESSURE	Component	A-Weighted								
			63	125	250	500	1000	2000	4000	8000
STD	Discharge	86.4	85.7	87.4	88.4	85.6	81.2	74.5	70.5	61.1
	Inlet	74.4	88.1	82.8	81.4	68.1	66.2	59.1	56.1	46.5
HIGH	Discharge	86.5	89.7	88.3	88.0	85.3	81.7	75.4	71.0	61.7
	Inlet	76.0	89.8	87.4	80.0	69.7	68.3	61.7	58.0	48.6
	Outdoor	91.3	107.7	94.7	92.5	87.9	85.2	82.5	78.3	68.7

dB - decibel

¹ Indoor sound data is measured in accordance with AHRI 260. Outdoor sound is measured in accordance with AHRI 370

² Measurements are expressed in terms of sound power. Do not compare these values to sound pressure values because sound pressure depends on specific environment factors which normally do not match individual applications. Sound power values are independent of the environment and therefore more accurate.

³ A-weighted sound ratings filter out high and very low frequencies, to better approximate the response of "average" human ear. A-weighted measurements for Daikin units are taken in accordance with AHRI standard 260 for the indoor sound and AHRI 370 for the outdoor sound.

IDB	Airflow	Outdoor Ambient Temperature																	
		65			75			85			95			105			115		
		59	63	71	59	63	71	59	63	71	59	63	71	59	63	71	59	63	71
4500	Capacity	175,388	177,859	183,087	173,821	176,293	181,521	169,252	171,724	176,951	161,390	163,862	169,089	151,782	154,254	159,481	143,011	145,482	150,710
	S/T	0.59	0.52	0.39	0.59	0.52	0.39	0.62	0.54	0.42	0.64	0.56	0.43	0.66	0.58	0.46	0.71	0.63	0.50
	Evap dT	20.37	18.47	14.91	20.32	18.41	14.86	20.59	18.68	15.12	20.30	18.39	14.84	20.05	18.14	14.58	21.24	19.33	15.78
	Pr Suc	111	113	116	118	119	122	124	125	128	129	130	133	134	135	138	140	141	144
	Pr Dis	268	269	271	310	311	313	354	355	357	401	403	404	453	454	456	507	508	510
	TotalPower	10,925	10,914	10,890	12,346	12,334	12,310	13,931	13,920	13,896	15,647	15,635	15,611	17,563	17,552	17,528	19,812	19,801	19,777
70	Capacity	177,290	179,762	184,989	175,724	178,195	183,423	171,154	173,626	178,853	163,292	165,764	170,991	153,684	156,156	161,383	144,913	147,385	152,612
	S/T	0.63	0.56	0.43	0.64	0.57	0.44	0.66	0.59	0.46	0.68	0.61	0.48	0.70	0.63	0.50	0.75	0.68	0.55
	Evap dT	19.45	17.55	13.99	19.40	17.49	13.94	19.67	17.76	14.20	19.38	17.48	13.92	19.13	17.22	13.66	20.32	18.41	14.86
	Pr Suc	113	114	117	119	121	124	125	127	130	130	132	135	135	137	140	141	143	146
	Pr Dis	269	271	272	311	313	315	356	357	359	403	404	406	454	456	457	509	510	512
	TotalPower	10,984	10,973	10,949	12,404	12,393	12,369	13,990	13,979	13,954	15,705	15,694	15,670	17,622	17,611	17,587	19,871	19,860	19,836
6000	Capacity	181,904	184,376	189,603	180,338	182,809	188,037	175,768	178,240	183,467	167,906	170,378	175,605	158,298	160,770	165,997	149,527	151,999	157,226
	S/T	0.67	0.60	0.47	0.68	0.61	0.48	0.70	0.63	0.50	0.72	0.65	0.52	0.74	0.67	0.54	1.00	0.72	0.59
	Evap dT	17.97	16.07	12.51	17.92	16.02	12.46	18.19	16.28	12.73	17.90	16.00	12.44	17.65	15.74	12.18	18.84	16.94	13.38
	Pr Suc	116	117	120	122	124	127	128	130	133	133	135	138	138	140	142	144	146	149
	Pr Dis	273	274	276	315	316	318	359	360	362	407	408	410	458	459	461	513	514	516
	TotalPower	11,078	11,067	11,043	12,499	12,487	12,463	14,084	14,073	14,048	15,799	15,788	15,764	17,716	17,705	17,681	19,965	19,954	19,930
4500	Capacity	175,490	177,961	183,189	174,174	176,645	181,873	173,923	176,394	181,621	169,354	171,825	177,053	161,492	163,963	169,191	151,884	154,355	159,583
	S/T	0.71	0.64	0.51	0.72	0.64	0.51	0.74	0.67	0.54	0.76	0.69	0.56	0.78	0.71	0.58	1.00	0.76	0.63
	Evap dT	24.56	22.66	19.10	24.51	22.60	19.05	24.78	22.87	19.31	24.49	22.58	19.03	24.23	22.33	18.77	25.43	23.52	19.96
	Pr Suc	111	113	116	118	120	122	124	125	128	129	130	133	134	135	138	140	142	144
	Pr Dis	268	269	271	310	311	313	354	355	357	402	403	405	453	454	456	508	509	511
	TotalPower	10,916	10,905	10,881	12,336	12,325	12,301	13,922	13,911	13,886	15,637	15,626	15,602	17,554	17,543	17,519	19,803	19,792	19,768
75	Capacity	177,392	179,864	185,091	175,826	178,297	183,525	171,256	173,728	178,955	163,394	165,866	171,093	153,786	156,258	161,485	145,015	147,487	152,714
	S/T	0.75	0.68	0.55	0.76	0.69	0.56	0.78	0.71	0.58	0.80	0.73	0.60	1.00	0.75	0.62	1.00	0.80	0.67
	Evap dT	23.64	21.74	18.18	23.59	21.68	18.13	23.86	21.95	18.39	23.57	21.66	18.11	23.32	21.41	17.85	24.51	22.60	19.05
	Pr Suc	113	114	117	119	121	124	125	127	130	130	132	135	135	137	140	141	143	146
	Pr Dis	270	271	273	312	313	315	356	357	359	403	405	406	455	456	458	509	511	512
	TotalPower	10,975	10,964	10,940	12,395	12,384	12,360	13,981	13,969	13,945	15,696	15,685	15,661	17,613	17,602	17,577	19,862	19,851	19,826
6000	Capacity	182,006	184,478	189,705	180,440	182,911	188,139	175,870	178,342	183,569	168,008	170,480	175,707	158,400	160,872	166,099	149,629	152,101	157,328
	S/T	0.79	0.72	0.59	0.80	0.73	0.60	0.82	0.75	0.62	1.00	0.77	0.64	1.00	0.79	0.66	1.00	0.84	0.71
	Evap dT	22.16	20.26	16.70	22.11	20.21	16.65	22.38	20.47	16.92	22.09	20.19	16.63	21.84	19.93	16.37	23.03	21.12	17.57
	Pr Suc	116	117	120	122	124	127	128	130	133	133	135	138	138	140	142	144	146	149
	Pr Dis	273	274	276	315	316	318	359	361	362	407	408	410	458	459	461	513	514	516
	TotalPower	11,069	11,058	11,034	12,489	12,478	12,454	14,075	14,063	14,039	15,790	15,779	15,755	17,707	17,696	17,672	19,956	19,945	19,920

IDB: Entering Indoor Dry Bulb Temperature Shaded area reflects ACCA (ITVA) conditions High and low pressures are measured at the liquid and suction access fittings.

IDB	Airflow	Outdoor Ambient Temperature																							
		65			75			85			95			105			115								
		59	63	71	59	63	71	59	63	71	59	63	71	59	63	71	59	63	71						
4500	Capacity	176,396	178,868	184,096	192,080	174,830	177,302	182,529	190,514	170,261	172,732	177,960	185,945	162,399	164,870	170,098	178,083	152,791	155,262	160,490	168,475	144,019	146,491	151,718	159,703
	S/T	0.83	0.76	0.63	0.49	0.83	0.76	0.63	0.50	1.00	0.79	0.66	0.52	1.00	0.80	0.68	0.54	1.00	0.83	0.70	0.56	1.00	0.87	0.75	0.61
	Evap dT	28.78	26.87	23.32	19.63	28.73	26.82	23.26	19.58	28.99	27.09	23.53	19.85	28.71	26.80	23.24	19.56	28.45	26.55	22.99	19.30	29.65	27.74	24.18	20.50
	Pr Suc	112	113	116	121	119	120	123	128	125	126	129	133	131	131	134	138	134	136	139	143	141	142	145	150
	Pr Dis	268	269	271	276	310	312	313	318	355	356	358	362	402	403	405	410	453	454	456	461	508	509	511	516
80	TotalPower	10,924	10,913	10,888	10,997	12,344	12,333	12,308	12,417	13,929	13,918	13,894	14,002	15,645	15,634	15,609	15,718	17,562	17,550	17,526	17,635	19,810	19,799	19,775	19,884
	Capacity	178,299	180,770	185,998	193,983	176,732	179,204	184,431	192,416	172,163	174,634	179,862	187,847	164,301	166,773	172,000	179,985	154,693	157,164	162,392	170,377	145,921	148,393	153,621	161,606
	S/T	0.87	0.80	0.67	0.54	0.88	0.81	0.68	0.54	1.00	0.83	0.70	0.57	1.00	0.85	0.72	0.58	1.00	0.87	0.74	0.61	1.00	0.92	0.79	0.65
	Evap dT	27.86	25.95	22.40	18.71	27.81	25.90	22.34	18.66	28.08	26.17	22.61	18.93	27.79	25.88	22.32	18.64	27.53	25.63	22.07	18.38	28.73	26.82	23.26	19.58
	Pr Suc	113	115	117	122	120	121	124	129	126	127	130	135	131	132	135	140	136	137	140	145	142	143	146	151
6000	Pr Dis	270	271	273	278	312	313	315	320	356	358	359	364	404	405	407	412	455	456	458	463	510	511	513	518
	TotalPower	10,983	10,971	10,947	11,056	12,403	12,392	12,367	12,476	13,988	13,977	13,953	14,061	15,704	15,692	15,668	15,777	17,620	17,609	17,585	17,694	19,869	19,858	19,834	19,942
	Capacity	182,913	185,384	190,612	198,597	181,346	183,818	189,045	197,030	176,777	179,248	184,476	192,461	168,915	171,387	176,614	184,599	159,307	161,778	167,006	174,991	150,535	153,007	158,235	166,219
	S/T	0.91	0.84	0.71	0.58	1.00	0.85	0.72	0.58	1.00	0.87	0.74	0.61	1.00	0.89	0.76	0.63	1.00	0.91	0.78	0.65	1.00	1.00	0.83	0.70
	Evap dT	26.38	24.48	20.92	17.23	26.33	24.42	20.87	17.18	26.60	24.69	21.13	17.45	26.31	24.40	20.85	17.16	26.06	24.15	20.59	16.91	27.25	25.34	21.79	18.10
4500	Pr Suc	116	118	120	125	123	124	127	132	129	130	133	138	134	135	138	143	139	140	143	148	145	146	149	154
	Pr Dis	274	275	277	281	316	317	319	323	360	361	363	368	407	409	410	415	459	460	462	466	513	515	516	521
	TotalPower	11,077	11,065	11,041	11,150	12,497	12,486	12,461	12,570	14,082	14,071	14,047	14,155	15,798	15,787	15,762	15,871	17,715	17,703	17,679	17,788	19,963	19,952	19,928	20,037
	Capacity	179,345	181,817	187,044	195,029	177,779	180,250	185,478	193,463	173,209	175,681	180,908	188,893	165,347	167,819	173,046	181,031	155,739	158,211	163,438	171,423	146,968	149,439	154,667	162,652
	S/T	1.00	0.85	0.72	0.59	1.00	0.86	0.73	0.59	1.00	0.88	0.75	0.62	1.00	0.90	0.77	0.64	1.00	1.00	0.79	0.66	1.00	1.00	0.84	0.71
85	Evap dT	32.52	30.61	27.06	23.37	32.47	30.56	27.00	23.32	32.74	30.83	27.27	23.59	32.45	30.54	26.98	23.30	32.19	30.29	26.73	23.04	33.39	31.48	27.92	24.24
	Pr Suc	114	115	118	122	120	122	125	129	126	128	130	135	131	133	135	140	136	138	140	145	142	144	146	151
	Pr Dis	269	271	273	277	312	313	315	319	356	357	359	363	403	404	406	411	455	456	458	462	509	510	512	517
	TotalPower	10,951	10,940	10,915	11,024	12,371	12,360	12,336	12,444	13,956	13,945	13,921	14,030	15,672	15,661	15,637	15,745	17,589	17,578	17,553	17,662	19,838	19,826	19,802	19,911
	Capacity	181,247	183,719	188,946	196,931	179,681	182,152	187,380	195,365	175,111	177,583	182,810	190,795	167,249	169,721	174,949	182,933	157,641	160,113	165,340	173,325	148,870	151,342	156,569	164,554
5010	S/T	1.00	0.90	0.77	0.63	1.00	0.90	0.77	0.64	1.00	0.93	0.80	0.66	1.00	0.94	0.82	0.68	1.00	1.00	0.84	0.70	1.000	1.000	0.886	0.750
	Evap dT	31.60	29.69	26.14	22.45	31.55	29.64	26.09	22.40	31.82	29.91	26.35	22.67	31.53	29.62	26.07	22.38	31.27	29.37	25.81	22.13	32.47	30.56	27.00	23.32
	Pr Suc	115	116	119	124	122	123	126	131	128	129	132	136	133	134	137	142	137	139	142	146	144	145	148	153
	Pr Dis	271	272	274	279	313	315	317	321	358	359	361	365	405	406	408	413	456	458	459	464	511	512	514	519
	TotalPower	11,010	10,999	10,974	11,083	12,430	12,419	12,394	12,503	14,015	14,004	13,980	14,088	15,731	15,720	15,695	15,804	17,648	17,636	17,612	17,721	19,896	19,885	19,861	19,970
6000	Capacity	185,861	188,333	193,560	201,545	184,295	186,766	191,994	199,979	179,725	182,197	187,424	195,409	171,863	174,335	179,563	187,547	162,255	164,727	169,954	177,939	153,484	155,956	161,183	169,168
	S/T	1.00	0.94	0.81	0.67	1.00	0.94	0.81	0.68	1.00	0.97	0.84	0.70	1.00	1.00	0.86	0.72	1.00	1.00	0.88	0.74	1.00	1.00	0.93	0.79
	Evap dT	30.12	28.22	24.66	20.97	30.07	28.16	24.61	20.92	30.34	28.43	24.87	21.19	30.05	28.15	24.59	20.90	29.80	27.89	24.33	20.65	30.99	29.08	25.53	21.84
	Pr Suc	118	119	122	127	125	126	129	134	131	132	135	139	136	137	140	144	140	142	145	149	147	148	151	156
	Pr Dis	275	276	278	283	317	318	320	325	361	362	364	369	409	410	412	416	460	461	463	468	515	516	518	522
TotalPower	11,104	11,093	11,068	11,177	12,524	12,513	12,489	12,597	14,109	14,098	14,074	14,182	15,825	15,814	15,789	15,898	17,742	17,730	17,706	17,815	19,990	19,979	19,955	20,064	

IDB: Entering Indoor Dry Bulb Temperature Shaded area reflects ACCA (TVA) conditions High and low pressures are measured at the liquid and suction access fittings.

IDB	Airflow	Outdoor Ambient Temperature																							
		65				75				85				95				105				115			
		59	63	67	71	59	63	67	71	59	63	67	71	59	63	67	71	59	63	67	71	59	63	67	71
6000	Capacity	235,203	238,509	245,499	-	233,109	236,414	243,404	-	226,999	230,304	237,294	-	216,486	219,791	226,781	-	203,638	206,943	213,933	-	191,909	195,214	202,204	-
	S/T	0.60	0.53	0.40	-	0.61	0.54	0.41	-	0.63	0.56	0.43	-	0.65	0.58	0.45	-	1.00	0.60	0.47	-	1.00	0.65	0.52	-
	Evap dT	20.60	18.64	15.00	-	20.54	18.59	14.95	-	20.82	18.87	15.22	-	20.52	18.57	14.93	-	20.26	18.31	14.66	-	21.49	19.53	15.89	-
	Pr Suc	120	121	124	-	127	129	132	-	133	135	138	-	139	140	143	-	144	145	149	-	151	152	155	-
	Pr Dis	264	265	267	-	305	306	308	-	348	350	351	-	395	396	398	-	446	447	449	-	499	501	502	-
	TotalPower	15,161	15,147	15,117	-	16,903	16,889	16,859	-	18,848	18,834	18,804	-	20,952	20,938	20,909	-	23,303	23,290	23,260	-	26,062	26,048	26,018	-
70	Capacity	237,074	240,379	247,369	-	234,979	238,284	245,274	-	228,869	232,174	239,164	-	218,356	221,661	228,651	-	205,508	208,813	215,803	-	193,779	197,084	204,074	-
	S/T	0.63	0.56	0.43	-	0.64	0.57	0.44	-	0.66	0.59	0.46	-	0.68	0.61	0.48	-	1.00	0.63	0.50	-	1.00	0.68	0.55	-
	Evap dT	19.93	17.98	14.34	-	19.88	17.93	14.28	-	20.15	18.20	14.56	-	19.86	17.91	14.26	-	19.60	17.65	14.00	-	20.82	18.87	15.22	-
	Pr Suc	121	122	125	-	128	130	133	-	134	136	139	-	140	141	144	-	145	147	150	-	152	153	156	-
	Pr Dis	265	266	268	-	306	307	309	-	350	351	353	-	397	398	399	-	447	448	450	-	501	502	504	-
	TotalPower	15,212	15,198	15,168	-	16,954	16,940	16,910	-	18,898	18,885	18,855	-	21,003	20,989	20,959	-	23,354	23,340	23,311	-	26,113	26,099	26,069	-
8000	Capacity	244,645	247,950	254,940	-	242,550	245,855	252,845	-	236,440	239,745	246,735	-	225,927	229,232	236,222	-	213,079	216,384	223,374	-	201,350	204,655	211,645	-
	S/T	0.67	0.60	0.47	-	0.68	0.61	0.48	-	0.70	0.63	0.50	-	1.00	0.65	0.52	-	1.00	0.67	0.54	-	1.00	0.72	0.59	-
	Evap dT	18.16	16.21	12.56	-	18.10	16.15	12.51	-	18.38	16.43	12.78	-	18.08	16.13	12.49	-	17.82	15.87	12.23	-	19.05	17.09	13.45	-
	Pr Suc	125	126	129	-	132	133	136	-	138	140	143	-	144	145	148	-	149	150	153	-	156	157	160	-
	Pr Dis	269	270	272	-	310	312	313	-	354	355	357	-	401	402	404	-	451	452	454	-	505	506	508	-
	TotalPower	15,347	15,333	15,303	-	17,089	17,075	17,045	-	19,034	19,020	18,990	-	21,138	21,124	21,095	-	23,489	23,476	23,446	-	26,248	26,234	26,204	-
6000	Capacity	235,340	238,645	245,635	256,313	233,245	236,550	243,541	254,218	227,135	230,440	237,430	248,108	216,622	219,927	226,917	237,595	203,774	207,079	214,069	224,747	192,045	195,350	202,340	213,018
	S/T	0.72	0.65	0.52	0.39	0.73	0.66	0.53	0.39	1.00	0.68	0.55	0.42	1.00	0.70	0.57	0.44	1.00	0.72	0.59	0.46	1.00	0.77	0.64	0.51
	Evap dT	24.89	22.94	19.29	15.51	24.84	22.88	19.24	15.46	25.11	23.16	19.51	15.74	24.82	22.86	19.22	15.44	24.56	22.60	18.96	15.18	25.78	23.83	20.18	16.40
	Pr Suc	120	121	124	129	127	129	132	137	133	135	138	143	139	140	143	148	144	146	149	154	151	152	155	160
	Pr Dis	264	265	267	271	305	306	308	313	349	350	352	356	395	397	398	403	446	447	449	453	500	501	503	507
	TotalPower	15,150	15,136	15,106	15,239	16,892	16,878	16,848	16,981	18,836	18,823	18,793	18,926	20,941	20,927	20,897	21,031	23,292	23,278	23,249	23,382	26,051	26,037	26,007	26,140
75	Capacity	237,210	240,515	247,505	258,183	235,115	238,420	245,411	256,088	229,005	232,310	239,300	249,978	218,492	221,797	228,787	239,465	205,644	208,949	215,939	226,617	193,915	197,220	204,210	214,888
	S/T	0.75	0.68	0.55	0.42	0.76	0.69	0.56	0.42	1.00	0.71	0.58	0.45	1.00	0.73	0.60	0.47	1.00	0.75	0.62	0.49	1.00	0.80	0.67	0.54
	Evap dT	24.23	22.27	18.63	14.85	24.17	22.22	18.58	14.80	24.45	22.50	18.85	15.07	24.15	22.20	18.55	14.78	23.89	21.94	18.29	14.52	25.11	23.16	19.52	15.74
	Pr Suc	121	122	125	130	128	130	133	138	134	136	139	144	140	141	144	149	145	147	150	155	152	153	156	161
	Pr Dis	265	266	268	273	307	308	310	314	350	351	353	358	397	398	399	404	447	448	450	455	501	502	504	509
	TotalPower	15,200	15,187	15,157	15,290	16,942	16,929	16,899	17,032	18,887	18,873	18,844	18,977	20,992	20,978	20,948	21,081	23,343	23,329	23,299	23,433	26,101	26,088	26,058	26,191
8000	Capacity	244,781	248,086	255,076	265,754	242,686	245,991	252,982	263,659	236,576	239,881	246,871	257,549	226,063	229,368	236,359	247,036	213,215	216,520	223,511	234,188	201,486	204,791	211,781	222,459
	S/T	0.80	0.72	0.60	0.46	0.80	0.73	0.60	0.47	1.00	0.75	0.63	0.49	1.00	0.77	0.64	0.51	1.00	0.79	0.66	0.53	1.00	1.00	0.71	0.58
	Evap dT	22.45	20.50	16.85	13.08	22.40	20.45	16.80	13.02	22.67	20.72	17.07	13.30	22.38	20.42	16.78	13.00	22.12	20.16	16.52	12.74	23.34	21.39	17.74	13.96
	Pr Suc	125	126	129	134	132	133	136	142	138	140	143	148	144	145	148	153	149	150	153	159	156	157	160	165
	Pr Dis	269	270	272	277	311	312	314	318	354	355	357	362	401	402	404	408	451	452	454	459	505	506	508	513
	TotalPower	15,336	15,322	15,292	15,425	17,078	17,064	17,034	17,167	19,022	19,009	18,979	19,112	21,127	21,113	21,083	21,217	23,478	23,464	23,435	23,568	26,237	26,223	26,193	26,326

High and low pressures are measured at the liquid and suction access fittings.

Shaded area reflects ACCA (TVA) conditions

IDB: Entering Indoor Dry Bulb Temperature

IDB	Airflow	Outdoor Ambient Temperature																							
		65				75				85				95				105				115			
		59	63	67	71	59	63	67	71	59	63	67	71	59	63	67	71	59	63	67	71	59	63	67	71
6000	Capacity	236,552	239,857	246,847	257,525	234,457	237,763	244,753	255,430	228,347	231,652	238,642	249,320	217,834	221,139	228,130	238,807	204,986	208,291	215,282	225,959	193,257	196,562	203,552	214,230
	S/T	0.84	0.77	0.64	0.51	1.00	0.78	0.65	0.51	1.00	0.80	0.67	0.54	1.00	0.82	0.69	0.55	1.00	1.00	0.71	0.58	1.00	1.00	0.76	0.62
	Evap dT	29.21	27.26	23.61	19.84	29.16	27.21	23.56	19.78	29.43	27.48	23.84	20.06	29.14	27.19	23.54	19.76	28.88	26.93	23.28	19.50	30.10	28.15	24.50	20.73
	Pr Suc	120	122	125	130	128	129	132	137	134	135	138	144	139	141	144	149	145	146	149	154	151	153	156	161
	Pr Dis	264	265	267	272	306	307	309	313	349	350	352	357	396	397	399	403	446	447	449	454	500	501	503	508
	TotalPower	15,159	15,145	15,115	15,248	16,901	16,887	16,857	16,991	18,845	18,832	18,802	18,935	20,950	20,936	20,906	21,040	23,301	23,287	23,258	23,391	26,060	26,046	26,016	26,150
80	Capacity	238,422	241,727	248,717	259,395	236,328	239,633	246,623	257,300	230,217	233,522	240,512	251,190	219,704	223,009	230,000	240,677	206,856	210,161	217,152	227,829	195,127	198,432	205,423	216,100
	S/T	0.87	0.80	0.67	0.54	1.00	0.81	0.68	0.54	1.00	0.83	0.70	0.57	1.00	0.85	0.72	0.58	1.00	1.00	0.74	0.61	1.00	1.00	0.79	0.65
	Evap dT	28.55	26.60	22.95	19.17	28.50	26.54	22.90	19.12	28.77	26.82	23.17	19.39	28.48	26.52	22.88	19.10	28.21	26.26	22.62	18.84	29.44	27.48	23.84	20.06
	Pr Suc	121	123	126	131	129	130	133	138	135	136	139	145	140	142	145	150	146	147	150	155	152	154	157	162
	Pr Dis	266	267	269	273	307	308	310	315	350	352	353	358	397	398	400	405	448	449	451	455	501	503	504	509
	TotalPower	15,209	15,196	15,166	15,299	16,952	16,938	16,908	17,041	18,896	18,883	18,853	18,986	21,001	20,987	20,957	21,090	23,352	23,338	23,308	23,442	26,111	26,097	26,067	26,200
8000	Capacity	245,993	249,298	256,289	266,966	243,899	247,204	254,194	264,871	237,788	241,093	248,084	258,761	227,276	230,581	237,571	248,248	214,428	217,733	224,723	235,400	202,698	206,003	212,994	223,671
	S/T	1.00	0.84	0.71	0.58	1.00	0.85	0.72	0.59	1.00	0.87	0.74	0.61	1.00	1.00	0.76	0.63	1.00	1.00	0.78	0.65	1.00	1.00	0.83	0.70
	Evap dT	26.77	24.82	21.18	17.40	26.72	24.77	21.12	17.34	26.99	25.04	21.40	17.62	26.70	24.75	21.10	17.32	26.44	24.49	20.84	17.06	27.66	25.71	22.06	18.29
	Pr Suc	125	127	130	135	133	134	137	142	139	140	143	148	144	146	149	154	149	151	154	159	156	158	161	166
	Pr Dis	270	271	273	277	311	312	314	319	355	356	358	362	401	402	404	409	452	453	455	459	506	507	509	513
	TotalPower	15,345	15,331	15,301	15,434	17,087	17,073	17,043	17,177	19,031	19,018	18,988	19,121	21,136	21,122	21,092	21,226	23,487	23,473	23,444	23,577	26,246	26,232	26,202	26,336
6000	Capacity	240,495	243,800	250,790	261,468	238,400	241,705	248,696	259,373	232,290	235,595	242,585	253,263	221,777	225,082	232,072	242,750	208,929	212,234	219,224	229,902	197,200	200,505	207,495	218,173
	S/T	1.00	0.87	0.74	0.60	1.00	0.87	0.74	0.61	1.00	1.00	0.77	0.63	1.00	1.00	0.79	0.65	1.00	1.00	0.81	0.67	1.00	1.00	0.86	0.72
	Evap dT	33.05	31.09	27.45	23.67	32.99	31.04	27.39	23.62	33.27	31.31	27.67	23.89	32.97	31.02	27.37	23.60	32.71	30.76	27.11	23.34	33.93	31.98	28.34	24.56
	Pr Suc	122	124	127	132	129	131	134	139	136	137	140	145	141	143	146	151	146	148	151	156	153	154	157	163
	Pr Dis	266	267	269	273	307	308	310	315	350	352	353	358	397	398	400	405	448	449	451	455	501	503	504	509
	TotalPower	15,192	15,178	15,149	15,282	16,934	16,920	16,891	17,024	18,879	18,865	18,835	18,969	20,983	20,970	20,940	21,073	23,335	23,321	23,291	23,424	26,093	26,079	26,050	26,183
85	Capacity	242,365	245,670	252,660	263,338	240,270	243,575	250,566	261,243	234,160	237,465	244,455	255,133	223,647	226,952	233,942	244,620	210,799	214,104	221,094	231,772	199,070	202,375	209,365	220,043
	S/T	1.00	0.90	0.77	0.63	1.00	0.90	0.77	0.64	1.00	1.00	0.80	0.66	1.00	1.00	0.82	0.68	1.00	1.00	0.84	0.70	1.000	1.000	0.750	
	Evap dT	32.38	30.43	26.78	23.01	32.33	30.38	26.73	22.95	32.60	30.65	27.01	23.23	32.31	30.36	26.71	22.93	32.05	30.10	26.45	22.67	33.27	31.32	27.67	23.90
	Pr Suc	123	125	128	133	130	132	135	140	137	138	141	146	142	144	147	152	147	149	152	157	154	155	158	164
	Pr Dis	267	268	270	274	308	309	311	316	352	353	355	359	398	400	401	406	449	450	452	456	503	504	506	510
	TotalPower	15,243	15,229	15,199	15,333	16,985	16,971	16,941	17,075	18,930	18,916	18,886	19,019	21,034	21,020	20,991	21,124	23,385	23,372	23,342	23,475	26,144	26,130	26,100	26,234
8000	Capacity	249,936	253,241	260,231	270,909	247,841	251,147	258,137	268,814	241,731	245,036	252,026	262,704	231,218	234,523	241,514	252,191	218,370	221,675	228,666	239,343	206,641	209,946	216,936	227,614
	S/T	1.00	0.94	0.81	0.68	1.00	1.00	0.82	0.68	1.00	1.00	0.84	0.70	1.00	1.00	0.86	0.72	1.00	1.00	0.88	0.74	1.00	1.00	0.79	
	Evap dT	30.61	28.65	25.01	21.23	30.55	28.60	24.96	21.18	30.83	28.88	25.23	21.45	30.53	28.58	24.94	21.16	30.27	28.32	24.67	20.90	31.50	29.54	25.90	22.12
	Pr Suc	127	129	132	137	134	136	139	144	141	142	145	150	146	147	151	156	151	153	156	161	158	159	162	167
	Pr Dis	271	272	274	279	312	314	315	320	356	357	359	363	403	404	406	410	453	454	456	461	507	508	510	514
	TotalPower	15,378	15,364	15,335	15,468	17,120	17,106	17,077	17,210	19,065	19,051	19,021	19,155	21,169	21,156	21,126	21,259	23,521	23,507	23,477	23,610	26,279	26,265	26,236	26,369

IDB: Entering Indoor Dry Bulb Temperature Shaded area reflects ACCA (TVA) conditions High and low pressures are measured at the liquid and suction access fittings.

		Outdoor Ambient Temperature																							
		65				75				85				95				105				115			
IDB	Airflow	59	63	67	71	59	63	67	71	59	63	67	71	59	63	67	71	59	63	67	71	59	63	67	71
7500	Capacity	295,034	300,201	309,015	-	293,393	297,560	306,374	-	285,688	289,855	298,669	-	272,433	276,600	285,414	-	256,233	260,400	269,214	-	241,444	245,611	254,425	-
	S/T	0.58	0.51	0.38	-	0.58	0.51	0.39	-	0.61	0.54	0.41	-	0.62	0.55	0.43	-	0.64	0.57	0.45	-	1.00	0.62	0.50	-
	Evap dT	20.56	18.63	15.02	-	20.51	18.58	14.97	-	20.78	18.85	15.24	-	20.49	18.56	14.95	-	20.23	18.30	14.69	-	21.44	19.51	15.90	-
	Pr Suc	116	117	120	-	123	124	127	-	129	130	133	-	134	136	138	-	139	141	144	-	146	147	150	-
	Pr Dis	270	271	273	-	313	314	316	-	357	359	360	-	405	407	408	-	457	458	460	-	512	514	515	-
TotalPower	21,453	21,434	21,395	-	23,779	23,761	23,721	-	26,376	26,357	26,318	-	29,186	29,167	29,128	-	32,325	32,307	32,267	-	36,009	35,990	35,951	-	
70	Capacity	298,920	303,087	311,901	-	296,279	300,446	309,260	-	288,574	292,741	301,555	-	275,319	279,486	288,300	-	259,119	263,286	272,100	-	244,330	248,497	257,311	-
	S/T	0.61	0.54	0.42	-	0.62	0.55	0.42	-	0.64	0.57	0.45	-	0.66	0.59	0.47	-	0.68	0.61	0.49	-	1.00	0.66	0.53	-
	Evap dT	19.74	17.80	14.19	-	19.68	17.75	14.14	-	19.96	18.02	14.41	-	19.66	17.73	14.12	-	19.41	17.47	13.86	-	20.62	18.68	15.07	-
	Pr Suc	117	118	121	-	124	125	128	-	130	132	135	-	135	137	140	-	140	142	145	-	147	148	151	-
	Pr Dis	272	273	275	-	314	316	318	-	359	360	362	-	407	408	410	-	459	460	462	-	514	515	517	-
TotalPower	21,538	21,520	21,480	-	23,864	23,846	23,806	-	26,461	26,443	26,403	-	29,271	29,253	29,213	-	32,410	32,392	32,352	-	36,094	36,076	36,036	-	
10000	Capacity	307,364	311,531	320,345	-	304,723	308,890	317,704	-	297,019	301,186	310,000	-	283,763	287,931	296,744	-	267,564	271,731	280,545	-	252,775	256,942	265,756	-
	S/T	0.65	0.58	0.46	-	0.66	0.59	0.47	-	0.68	0.61	0.49	-	0.70	0.63	0.51	-	1.00	0.65	0.53	-	1.00	0.70	0.57	-
	Evap dT	18.14	16.20	12.59	-	18.08	16.15	12.54	-	18.36	16.42	12.81	-	18.06	16.13	12.52	-	17.81	15.87	12.26	-	19.02	17.08	13.47	-
	Pr Suc	120	122	125	-	127	129	132	-	134	135	138	-	139	140	143	-	144	145	148	-	150	152	155	-
	Pr Dis	276	277	279	-	318	319	321	-	363	364	366	-	411	412	414	-	463	464	466	-	518	519	521	-
TotalPower	21,702	21,684	21,644	-	24,028	24,010	23,970	-	26,625	26,607	26,567	-	29,435	29,417	29,377	-	32,575	32,556	32,517	-	36,258	36,240	36,200	-	
7500	Capacity	295,206	300,373	309,187	322,650	293,564	297,732	306,546	320,009	285,860	290,027	298,841	312,304	272,605	276,772	285,586	299,049	256,405	260,572	269,386	282,849	241,616	245,783	254,597	268,060
	S/T	0.70	0.63	0.50	0.37	0.70	0.63	0.51	0.37	0.72	0.65	0.53	0.40	1.00	0.67	0.55	0.42	1.00	0.69	0.57	0.44	1.00	0.74	0.61	0.48
	Evap dT	24.81	22.88	19.27	15.53	24.76	22.83	19.22	15.48	25.03	23.10	19.49	15.75	24.74	22.81	19.20	15.46	24.48	22.55	18.94	15.20	25.69	23.76	20.15	16.41
	Pr Suc	116	117	120	125	123	124	127	132	129	130	133	138	134	136	139	143	139	141	144	149	146	147	150	155
	Pr Dis	271	272	274	278	313	314	316	321	358	359	361	365	406	407	409	413	457	459	460	465	513	514	516	520
TotalPower	21,438	21,419	21,380	21,557	23,764	23,746	23,706	23,884	26,360	26,342	26,302	26,480	29,171	29,152	29,112	29,290	32,310	32,292	32,252	32,430	35,994	35,975	35,935	36,113	
75	Capacity	299,092	303,259	312,073	325,536	296,450	300,618	309,431	322,895	288,746	292,913	301,727	315,190	275,491	279,658	288,472	301,935	259,291	263,458	272,272	285,735	244,502	248,669	257,483	270,946
	S/T	0.73	0.66	0.54	0.41	0.74	0.67	0.54	0.41	0.76	0.69	0.57	0.43	1.00	0.71	0.58	0.45	1.00	0.73	0.60	0.47	1.00	0.78	0.65	0.52
	Evap dT	23.99	22.05	18.44	14.70	23.93	22.00	18.39	14.65	24.21	22.27	18.66	14.92	23.91	21.98	18.37	14.63	23.66	21.72	18.11	14.37	24.87	22.93	19.32	15.58
	Pr Suc	117	118	121	126	124	125	128	133	130	132	135	139	135	137	140	145	141	142	145	150	147	148	151	156
	Pr Dis	272	273	275	280	315	316	318	323	359	360	362	367	407	408	410	415	459	460	462	467	514	515	517	522
TotalPower	21,523	21,505	21,465	21,643	23,849	23,831	23,791	23,969	26,446	26,427	26,388	26,566	29,256	29,237	29,198	29,376	32,395	32,377	32,337	32,515	36,079	36,060	36,021	36,199	
10000	Capacity	307,536	311,703	320,517	333,980	304,895	309,062	317,876	331,339	297,191	301,358	310,172	323,635	283,935	288,103	296,916	310,379	267,736	271,903	280,717	294,180	252,947	257,114	265,928	279,391
	S/T	0.77	0.70	0.58	0.45	0.78	0.71	0.58	0.45	1.00	0.73	0.61	0.48	1.00	0.75	0.63	0.49	1.00	0.77	0.65	0.51	1.00	0.82	0.69	0.56
	Evap dT	22.39	20.45	16.84	13.11	22.34	20.40	16.79	13.05	22.61	20.67	17.06	13.32	22.32	20.38	16.77	13.03	22.06	20.12	16.51	12.77	23.27	21.33	17.72	13.98
	Pr Suc	120	122	125	130	127	129	132	137	134	135	138	143	139	140	143	148	144	145	148	153	150	152	155	160
	Pr Dis	276	277	279	284	319	320	322	326	363	364	366	371	411	412	414	419	463	464	466	471	518	519	521	526
TotalPower	21,687	21,669	21,629	21,807	24,013	23,995	23,955	24,133	26,610	26,592	26,552	26,730	29,420	29,402	29,362	29,540	32,560	32,541	32,502	32,680	36,243	36,225	36,185	36,363	

IDB: Entering Indoor Dry Bulb Temperature Shaded area reflects ACCA (TVA) conditions High and low pressures are measured at the liquid and suction access fittings.

IDB	Airflow	Outdoor Ambient Temperature																								
		65			75			85			95			105			115									
		59	63	71	59	63	71	59	63	71	59	63	71	59	63	71	59	63	71							
80	Capacity	297,734	301,301	310,715	324,178	295,093	299,260	308,074	321,537	287,389	291,556	300,370	313,833	274,133	278,301	287,114	300,577	257,934	262,101	270,915	284,378	243,145	247,312	256,126	269,589	
	S/T	0.81	0.74	0.62	0.48	1.00	0.75	0.62	0.49	1.00	0.77	0.64	0.51	1.00	0.79	0.66	0.53	1.00	0.81	0.68	0.55	1.00	1.00	1.00	0.73	0.60
	Evap dT	29.09	27.16	23.55	19.81	29.04	27.11	23.50	19.76	29.31	27.38	23.77	20.03	29.02	27.09	23.48	19.74	28.76	26.83	23.22	19.48	29.97	28.04	24.43	20.69	
	Pr Suc	116	118	121	126	123	125	128	133	129	131	134	139	135	136	139	144	140	141	144	149	146	148	151	155	
	Pr Dis	271	272	274	279	314	315	317	321	358	359	361	366	406	407	409	414	458	459	461	466	513	514	516	521	
	TotalPower	21,450	21,432	21,392	21,570	23,776	23,758	23,718	23,896	26,373	26,354	26,315	26,493	29,183	29,164	29,125	29,303	32,322	32,304	32,264	32,442	36,006	35,988	35,948	36,126	
8250	Capacity	300,620	304,787	313,601	327,064	297,979	302,146	310,960	324,423	290,275	294,442	303,256	316,719	277,019	281,187	290,000	303,463	260,820	264,987	273,801	287,264	246,031	250,198	259,012	272,475	
	S/T	0.85	0.78	0.65	0.52	1.00	0.78	0.66	0.53	1.00	0.81	0.68	0.55	1.00	0.83	0.70	0.57	1.00	0.85	0.72	0.59	1.00	1.00	1.00	0.77	0.64
	Evap dT	28.27	26.33	22.72	18.98	28.21	26.28	22.67	18.93	28.49	26.55	22.94	19.20	28.19	26.26	22.65	18.91	27.94	26.00	22.39	18.65	29.15	27.21	23.60	19.86	
	Pr Suc	118	119	122	127	125	126	129	134	131	132	135	140	136	137	140	145	141	142	145	150	147	149	152	157	
	Pr Dis	273	274	276	280	315	316	318	323	360	361	363	368	408	409	411	416	460	461	463	467	515	516	518	523	
	TotalPower	21,535	21,517	21,477	21,655	23,861	23,843	23,803	23,981	26,458	26,440	26,400	26,578	29,268	29,250	29,210	29,388	32,408	32,389	32,350	32,527	36,091	36,073	36,033	36,211	
10000	Capacity	309,065	313,322	322,046	335,509	306,423	310,591	319,404	332,868	298,719	302,886	311,700	325,163	285,464	289,631	298,445	311,908	269,264	273,431	282,245	295,708	254,475	258,642	267,456	280,919	
	S/T	0.89	0.82	0.69	0.56	1.00	0.82	0.70	0.57	1.00	0.85	0.72	0.59	1.00	0.87	0.74	0.61	1.00	1.00	0.76	0.63	1.00	1.00	1.00	0.81	0.68
	Evap dT	26.67	24.73	21.12	17.38	26.61	24.68	21.07	17.33	26.89	24.95	21.34	17.60	26.59	24.66	21.05	17.31	26.34	24.40	20.79	17.05	27.55	25.61	22.00	18.26	
	Pr Suc	121	122	125	130	128	129	132	137	134	135	138	143	139	141	144	149	144	146	149	154	151	152	155	160	
	Pr Dis	276	278	280	284	319	320	322	327	364	365	367	371	412	413	415	419	463	465	466	471	519	520	522	526	
	TotalPower	21,699	21,681	21,641	21,819	24,026	24,007	23,968	24,145	26,622	26,604	26,564	26,742	29,432	29,414	29,374	29,552	32,572	32,554	32,514	32,692	36,255	36,237	36,197	36,375	
7500	Capacity	302,705	306,873	315,686	329,149	300,064	304,232	313,045	326,508	292,360	296,527	305,341	318,804	279,105	283,272	292,086	305,549	262,905	267,072	275,886	289,349	248,116	252,283	261,097	274,560	
	S/T	1.00	0.83	0.71	0.58	1.00	0.84	0.72	0.58	1.00	0.86	0.74	0.61	1.00	1.00	0.76	0.62	1.00	1.00	0.78	0.64	1.00	1.00	0.82	0.69	
	Evap dT	32.89	30.95	27.35	23.61	32.84	30.90	27.29	23.55	33.11	31.17	27.56	23.82	32.82	30.88	27.27	23.53	32.56	30.62	27.01	23.27	33.77	31.83	28.22	24.48	
	Pr Suc	118	119	122	127	125	126	129	134	131	133	136	140	136	138	141	146	142	143	146	151	148	149	152	157	
	Pr Dis	272	273	275	280	315	316	318	323	359	361	362	367	407	409	410	415	459	460	462	467	514	516	517	522	
	TotalPower	21,494	21,476	21,436	21,614	23,821	23,802	23,762	23,940	26,417	26,399	26,359	26,537	29,227	29,209	29,169	29,347	32,367	32,349	32,309	32,487	36,050	36,032	35,992	36,170	
85	Capacity	305,591	309,759	318,572	332,035	302,950	307,118	315,931	329,394	295,246	299,413	308,227	321,690	281,991	286,158	294,972	308,435	265,791	269,958	278,772	292,235	251,002	255,169	263,983	277,446	
	S/T	1.00	0.87	0.75	0.62	1.00	0.88	0.75	0.62	1.00	0.90	0.78	0.64	1.00	1.00	0.79	0.66	1.00	1.00	0.81	0.68	1.000	1.000	0.861	0.730	
	Evap dT	32.06	30.13	26.52	22.78	32.01	30.08	26.47	22.73	32.28	30.35	26.74	23.00	31.99	30.06	26.45	22.71	31.73	29.80	26.19	22.45	32.94	31.01	27.40	23.66	
	Pr Suc	119	121	124	129	126	128	131	136	132	134	137	142	138	139	142	147	143	144	147	152	149	151	153	158	
	Pr Dis	274	275	277	282	317	318	320	324	361	362	364	369	409	410	412	417	461	462	464	469	516	517	519	524	
	TotalPower	21,580	21,561	21,522	21,699	23,906	23,887	23,848	24,026	26,502	26,484	26,444	26,622	29,312	29,294	29,254	29,432	32,452	32,434	32,394	32,572	36,136	36,117	36,077	36,255	
10000	Capacity	314,036	318,203	327,017	340,480	311,395	315,562	324,376	337,839	303,690	307,858	316,671	330,134	290,435	294,602	303,416	316,879	274,236	278,403	287,217	300,680	259,447	263,614	272,428	285,891	
	S/T	1.00	0.91	0.79	0.66	1.00	0.92	0.79	0.66	1.00	1.00	0.82	0.68	1.00	1.00	0.83	0.70	1.00	1.00	0.85	0.72	1.00	1.00	0.90	0.77	
	Evap dT	30.46	28.53	24.92	21.18	30.41	28.48	24.87	21.13	30.68	28.75	25.14	21.40	30.39	28.46	24.85	21.11	30.13	28.20	24.59	20.85	31.34	29.41	25.80	22.06	
	Pr Suc	123	124	127	132	130	131	134	139	136	137	140	145	141	142	145	150	146	148	150	155	152	154	157	162	
	Pr Dis	278	279	281	286	320	321	323	328	365	366	368	373	413	414	416	421	465	466	468	472	520	521	523	528	
	TotalPower	21,744	21,726	21,686	21,864	24,070	24,052	24,012	24,190	26,667	26,648	26,609	26,787	29,477	29,458	29,419	29,597	32,616	32,598	32,558	32,736	36,300	36,282	36,242	36,420	

IDB: Entering Indoor Dry Bulb Temperature
 Shaded area reflects ACCA (TVA) conditions
 High and low pressures are measured at the liquid and suction access fittings.

DFC1803W HIGH STATIC						
SPEED TAP	STATIC	AIRFLOW	RPM 1	RPM 2	BHP 1	BHP 2
T1	0.2	6622	626	626	0.25	0.25
	0.4	6195	666	667	0.27	0.27
	0.6	5791	709	706	0.28	0.28
	0.8	5392	749	748	0.30	0.30
	1	4960	789	792	0.31	0.32
	1.2	4503	836	836	0.33	0.33
	1.4	3515	956	911	0.38	0.36
	1.6	2887	998	978	0.40	0.39
	1.8	2360	1047	1020	0.42	0.41
	2	1807	1082	1067	0.43	0.43
2.2	1305	1109	1103	0.44	0.44	
T2	0.2	6622	626	626	0.25	0.25
	0.4	6195	666	667	0.27	0.27
	0.6	5791	709	706	0.28	0.28
	0.8	5392	749	748	0.30	0.30
	1	4960	789	792	0.31	0.32
	1.2	4503	836	836	0.33	0.33
	1.4	3515	956	911	0.38	0.36
	1.6	2887	998	978	0.40	0.39
	1.8	2360	1047	1020	0.42	0.41
	2	1807	1082	1067	0.43	0.43
2.2	1305	1109	1103	0.44	0.44	
T3	0.2	8201	738	736	0.84	0.84
	0.4	7841	776	774	0.89	0.88
	0.6	7516	814	811	0.93	0.93
	0.8	7185	852	849	0.97	0.97
	1	6864	887	885	1.01	1.01
	1.2	6517	926	923	1.06	1.05
	1.4	5970	991	973	1.13	1.11
	1.6	5502	1033	1020	1.18	1.16
	1.8	5050	1082	1059	1.24	1.21
	2	4609	1122	1101	1.28	1.26
2.2	4136	1164	1141	1.33	1.30	
T4	0.2	8778	780	776	1.12	1.12
	0.4	8441	816	813	1.17	1.17
	0.6	8141	852	850	1.23	1.22
	0.8	7832	889	887	1.28	1.28
	1	7543	924	921	1.33	1.32
	1.2	7231	960	957	1.38	1.38
	1.4	6814	1009	998	1.45	1.44
	1.6	6401	1051	1039	1.51	1.50
	1.8	5980	1098	1077	1.58	1.55
	2	5580	1139	1117	1.64	1.61
2.2	5126	1184	1157	1.70	1.67	

DFC1803W HIGH STATIC						
SPEED TAP	STATIC	AIRFLOW	RPM 1	RPM 2	BHP 1	BHP 2
T5	0.2	9286	816	811	1.40	1.39
	0.4	8969	851	848	1.46	1.46
	0.6	8688	886	884	1.52	1.52
	0.8	8398	923	920	1.58	1.58
	1	8132	956	952	1.64	1.63
	1.2	7849	990	987	1.70	1.69
	1.4	7530	1028	1022	1.76	1.75
	1.6	7162	1068	1059	1.83	1.82
	1.8	6771	1114	1096	1.91	1.88
	2	6407	1155	1134	1.98	1.95
T6	2.2	5974	1201	1173	2.06	2.01
	0.2	8163	925	854	1.33	1.23
	0.4	7902	953	880	1.37	1.27
	0.6	7642	979	913	1.41	1.31
	0.8	7399	1006	944	1.45	1.36
	1	7146	1033	976	1.49	1.41
	1.2	6893	1061	1010	1.53	1.45
	1.4	6626	1090	1047	1.57	1.51
	1.6	6349	1122	1082	1.61	1.56
	1.8	6035	1154	1118	1.66	1.61
T7	2	5765	1184	1148	1.70	1.65
	2.2	5401	1215	1189	1.75	1.71
	0.2	9129	805	800	2.63	1.63
	0.4	8806	840	837	2.75	1.71
	0.6	8519	876	873	2.86	1.78
	0.8	8224	912	910	2.98	1.86
	1	7951	946	942	3.09	1.92
	1.2	7659	981	977	3.21	1.99
	1.4	7312	1022	1015	3.34	2.07
	1.6	6930	1063	1053	3.47	2.15
T8	1.8	6530	1109	1090	3.62	2.22
	2	6154	1150	1128	3.76	2.30
	2.2	5715	1196	1168	3.91	2.38
	0.2	9286	816	811	2.67	1.65
	0.4	8969	851	848	2.78	1.73
	0.6	8688	886	884	2.90	1.80
	0.8	8398	923	920	3.02	1.88
	1	8132	956	952	3.12	1.94
	1.2	7849	990	987	3.24	2.01
	1.4	7530	1028	1022	3.36	2.08
1.6	7162	1068	1059	3.49	2.16	
1.8	6771	1114	1096	3.64	2.23	
2	6407	1155	1134	3.78	2.31	
2.2	5974	1201	1173	3.93	2.39	

DFC1803W HIGH STATIC						
SPEED TAP	STATIC	AIRFLOW	RPM 1	RPM 2	BHP 1	BHP 2
T9	0.2	9405	825	820	2.70	1.67
	0.4	9091	860	856	2.81	1.75
	0.6	8815	894	892	2.92	1.82
	0.8	8529	930	928	3.04	1.89
	1	8268	963	960	3.15	1.96
	1.2	7991	997	994	3.26	2.03
	1.4	7692	1033	1028	3.38	2.10
	1.6	7334	1073	1064	3.51	2.17
	1.8	6951	1118	1100	3.65	2.24
	2	6595	1159	1138	3.79	2.32
T10	2.2	6168	1205	1177	3.94	2.40
	0.2	9495	831	826	2.72	1.68
	0.4	9185	866	862	2.83	1.76
	0.6	8911	901	898	2.94	1.83
	0.8	8629	936	934	3.06	1.90
	1	8371	969	965	3.17	1.97
	1.2	8098	1003	999	3.28	2.04
	1.4	7814	1037	1033	3.39	2.11
	1.6	7464	1076	1068	3.52	2.18
	1.8	7086	1121	1104	3.66	2.25
	2	6737	1162	1141	3.80	2.33
2.2	6314	1208	1180	3.95	2.41	

DFC2403W HIGH STATIC						
SPEED TAP	STATIC	AIRFLOW	RPM 1	RPM 2	BHP 1	BHP 2
T1	0.2	6412	631	616	0.71	0.69
	0.4	6081	683	673	0.77	0.76
	0.6	5697	729	745	0.82	0.84
	0.8	5360	778	796	0.88	0.90
	1	4895	846	859	0.95	0.97
	1.2	4519	884	900	1.00	1.01
	1.4	4139	927	948	1.04	1.07
	1.6	3635	987	981	1.11	1.10
	1.8	3278	1034	1012	1.16	1.14
	2	2968	1070	1043	1.21	1.18
2.2	2662	1098	1083	1.24	1.22	
T2	0.2	6797	651	632	0.81	0.79
	0.4	6471	700	688	0.88	0.86
	0.6	6099	746	753	0.93	0.94
	0.8	5784	793	804	0.99	1.00
	1	5368	855	868	1.07	1.08
	1.2	5006	893	911	1.12	1.14
	1.4	4638	934	962	1.17	1.20
	1.6	4160	992	997	1.24	1.25
	1.8	3810	1039	1029	1.30	1.29
	2	3510	1076	1060	1.34	1.33
2.2	3192	1106	1099	1.38	1.37	
T3	0.2	9468	859	811	1.95	1.84
	0.4	9181	894	850	2.03	1.93
	0.6	8911	930	878	2.11	1.99
	0.8	8724	966	925	2.19	2.10
	1	8554	992	980	2.25	2.22
	1.2	8298	1025	1027	2.33	2.33
	1.4	8015	1054	1082	2.39	2.45
	1.6	7718	1094	1128	2.48	2.56
	1.8	7441	1133	1158	2.57	2.63
	2	7210	1171	1189	2.66	2.70
2.2	6884	1209	1218	2.74	2.76	
T4	0.2	9881	909	854	2.24	2.11
	0.4	9602	941	890	2.32	2.20
	0.6	9353	976	915	2.41	2.26
	0.8	9179	1008	959	2.49	2.37
	1	9025	1032	1009	2.55	2.49
	1.2	8787	1063	1055	2.62	2.60
	1.4	8519	1090	1107	2.69	2.73
	1.6	8248	1127	1151	2.78	2.84
	1.8	7989	1163	1181	2.87	2.92
	2	7770	1199	1211	2.96	2.99
2.2	7460	1237	1239	3.05	3.06	

DFC2403W HIGH STATIC						
SPEED TAP	STATIC	AIRFLOW	RPM 1	RPM 2	BHP 1	BHP 2
T5	0.2	10268	963	902	2.58	2.41
	0.4	9996	993	935	2.66	2.50
	0.6	9769	1025	957	2.74	2.56
	0.8	9604	1055	997	2.82	2.67
	1	9456	1077	1042	2.88	2.79
	1.2	9235	1106	1084	2.96	2.90
	1.4	8983	1132	1133	3.03	3.03
	1.6	8736	1164	1175	3.11	3.14
	1.8	8496	1197	1204	3.20	3.22
	2	8288	1232	1233	3.29	3.30
	2.2	8001	1267	1259	3.39	3.37
T6	0.2	9125	822	779	1.74	1.65
	0.4	8832	860	821	1.82	1.74
	0.6	8546	898	852	1.90	1.80
	0.8	8348	935	901	1.98	1.91
	1	8158	964	958	2.04	2.03
	1.2	7887	998	1007	2.11	2.13
	1.4	7592	1029	1063	2.18	2.25
	1.6	7272	1072	1109	2.27	2.35
	1.8	-	-	-	-	-
	2	-	-	-	-	-
	2.2	-	-	-	-	
T7	0.2	9412	852	805	1.91	1.81
	0.4	9124	888	845	1.99	1.90
	0.6	8851	925	874	2.08	1.96
	0.8	8663	960	920	2.15	2.07
	1	8490	987	976	2.22	2.19
	1.2	8232	1020	1024	2.29	2.30
	1.4	7947	1050	1079	2.36	2.42
	1.6	7646	1090	1124	2.45	2.52
	1.8	7366	1129	1155	2.53	2.59
	2	7134	1168	1186	2.62	2.66
	2.2	-	-	-	-	
T8	0.2	9695	885	834	2.10	1.98
	0.4	9412	919	871	2.19	2.07
	0.6	9153	954	897	2.27	2.13
	0.8	8974	988	942	2.35	2.24
	1	8814	1013	995	2.41	2.37
	1.2	8568	1045	1042	2.48	2.48
	1.4	8293	1073	1095	2.55	2.60
	1.6	8010	1111	1140	2.64	2.71
	1.8	7743	1148	1170	2.73	2.78
	2	7518	1186	1201	2.82	2.86
	2.2	7200	1223	1229	2.91	2.92

DFC2403W HIGH STATIC						
SPEED TAP	STATIC	AIRFLOW	RPM 1	RPM 2	BHP 1	BHP 2
T9	0.2	9881	909	854	2.29	2.16
	0.4	9602	941	890	2.38	2.25
	0.6	9353	976	915	2.46	2.31
	0.8	9179	1008	959	2.55	2.42
	1	9025	1032	1009	2.61	2.55
	1.2	8787	1063	1055	2.68	2.66
	1.4	8519	1090	1107	2.75	2.79
	1.6	8248	1127	1151	2.85	2.91
	1.8	7989	1163	1181	2.94	2.98
	2	7770	1199	1211	3.03	3.06
T10	2.2	7460	1237	1239	3.12	3.13
	0.2	10268	963	902	2.58	2.05
	0.4	9996	993	935	2.66	2.12
	0.6	9769	1025	957	2.74	2.17
	0.8	9604	1055	997	2.82	2.26
	1	9456	1077	1042	2.88	2.37
	1.2	9235	1106	1084	2.96	2.46
	1.4	8983	1132	1133	3.03	2.57
	1.6	8736	1164	1175	3.11	2.67
	1.8	8496	1197	1204	3.20	2.73
	2	8288	1232	1233	3.29	2.80
	2.2	8001	1267	1259	3.39	2.86

DFC3003W HIGH STATIC						
SPEED TAP	STATIC	AIRFLOW	RPM 1	RPM 2	BHP 1	BHP 2
T1	0.2	7629	701	674	1.07	1.03
	0.4	7314	746	725	1.14	1.11
	0.6	6969	789	777	1.21	1.19
	0.8	6701	833	829	1.28	1.27
	1	6380	882	892	1.35	1.37
	1.2	6049	919	939	1.41	1.44
	1.4	5706	956	994	1.46	1.52
	1.6	5285	1010	1035	1.55	1.58
	1.8	4952	1055	1066	1.62	1.63
	2	4673	1094	1098	1.68	1.68
T2	2.2	4339	1128	1134	1.73	1.74
	0.2	7900	719	690	1.17	1.12
	0.4	7588	763	739	1.24	1.20
	0.6	7253	805	787	1.31	1.28
	0.8	6999	848	839	1.38	1.37
	1	6706	893	902	1.45	1.47
	1.2	6386	929	949	1.51	1.55
	1.4	6051	966	1005	1.57	1.64
	1.6	5649	1018	1048	1.66	1.71
	1.8	5322	1063	1079	1.73	1.76
T3	2	5050	1102	1111	1.79	1.81
	2.2	4712	1137	1146	1.85	1.87
	0.2	9468	859	811	1.95	1.84
	0.4	9181	894	850	2.03	1.93
	0.6	8911	930	878	2.11	1.99
	0.8	8724	966	925	2.19	2.10
	1	8554	992	980	2.25	2.22
	1.2	8298	1025	1027	2.33	2.33
	1.4	8015	1054	1082	2.39	2.45
	1.6	7718	1094	1128	2.48	2.56
T4	1.8	7441	1133	1158	2.57	2.63
	2	7210	1171	1189	2.66	2.70
	2.2	6884	1209	1218	2.74	2.76
	0.2	9881	909	854	2.24	2.11
	0.4	9602	941	890	2.32	2.20
	0.6	9353	976	915	2.41	2.26
	0.8	9179	1008	959	2.49	2.37
	1	9025	1032	1009	2.55	2.49
	1.2	8787	1063	1055	2.62	2.60
	1.4	8519	1090	1107	2.69	2.73
T4	1.6	8248	1127	1151	2.78	2.84
	1.8	7989	1163	1181	2.87	2.92
	2	7770	1199	1211	2.96	2.99
	2.2	7460	1237	1239	3.05	3.06

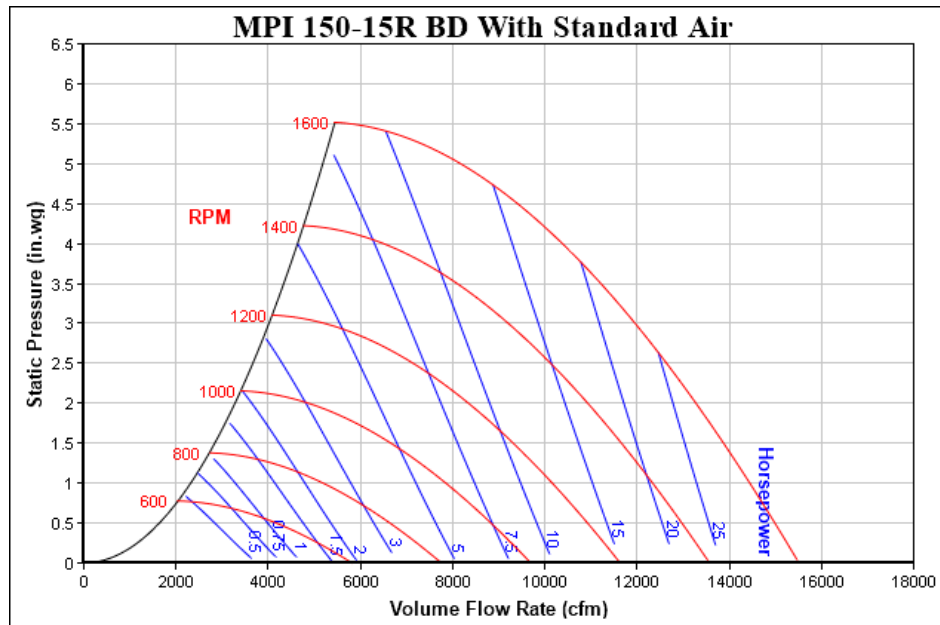
DFC3003W HIGH STATIC						
SPEED TAP	STATIC	AIRFLOW	RPM 1	RPM 2	BHP 1	BHP 2
T5	0.2	10259	962	901	2.57	2.41
	0.4	9987	992	934	2.65	2.49
	0.6	9759	1024	956	2.73	2.55
	0.8	9594	1054	996	2.81	2.66
	1	9446	1075	1041	2.87	2.78
	1.2	9224	1105	1084	2.95	2.89
	1.4	8972	1131	1132	3.02	3.02
	1.6	8724	1163	1175	3.11	3.14
	1.8	8484	1196	1203	3.19	3.21
	2	8276	1231	1233	3.29	3.29
2.2	7988	1267	1259	3.38	3.36	
T6	0.2	10268	963	902	2.58	2.41
	0.4	9996	993	935	2.66	2.50
	0.6	9769	1025	957	2.74	2.56
	0.8	9604	1055	997	2.82	2.67
	1	9456	1077	1042	2.88	2.79
	1.2	9235	1106	1084	2.96	2.90
	1.4	8983	1132	1133	3.03	3.03
	1.6	8736	1164	1175	3.11	3.14
	1.8	8496	1197	1204	3.20	3.22
	2	8288	1232	1233	3.29	3.30
2.2	8001	1267	1259	3.39	3.37	
T7	0.2	10626	1022	955	2.95	2.75
	0.4	10361	1049	984	3.03	2.84
	0.6	10156	1080	1004	3.11	2.90
	0.8	9995	1107	1040	3.19	3.00
	1	9842	1127	1079	3.25	3.11
	1.2	9638	1155	1117	3.33	3.22
	1.4	9402	1179	1160	3.40	3.35
	1.6	9176	1207	1199	3.48	3.46
	1.8	8958	1236	1227	3.57	3.54
	2	8760	1269	1255	3.66	3.62
2.2	8502	1302	1280	3.76	3.69	
T8	0.2	10979	1092	1017	3.41	3.17
	0.4	10723	1116	1042	3.48	3.25
	0.6	10544	1144	1062	3.57	3.31
	0.8	10382	1168	1093	3.65	3.41
	1	10209	1190	1123	3.71	3.51
	1.2	10023	1216	1155	3.79	3.60
	1.4	9804	1237	1191	3.86	3.72
	1.6	9598	1261	1225	3.93	3.82
	1.8	9406	1285	1252	4.01	3.91
	2	9218	1314	1278	4.10	3.99
2.2	9000	1344	1301	4.19	4.06	

DFC3003W HIGH STATIC						
SPEED TAP	STATIC	AIRFLOW	RPM 1	RPM 2	BHP 1	BHP 2
T9	0.2	11348	1185	1101	4.05	3.76
	0.4	11101	1206	1120	4.11	3.82
	0.6	10956	1230	1142	4.20	3.90
	0.8	10785	1250	1165	4.27	3.97
	1	10567	1275	1183	4.35	4.04
	1.2	10402	1298	1205	4.43	4.11
	1.4	10203	1317	1230	4.49	4.20
	1.6	10015	1335	1257	4.56	4.29
	1.8	9858	1353	1281	4.62	4.37
	2	9682	1376	1305	4.70	4.45
T10	2.2	9524	1400	1326	4.78	4.52
	0.2	11679	1301	1205	4.88	4.52
	0.4	11444	1317	1219	4.94	4.57
	0.6	11337	1338	1246	5.02	4.67
	0.8	11145	1353	1257	5.07	4.71
	1	10847	1386	1260	5.20	4.72
	1.2	10703	1405	1267	5.27	4.75
	1.4	10526	1421	1277	5.33	4.79
	1.6	10353	1432	1291	5.37	4.84
	1.8	10238	1441	1313	5.40	4.93
	2	10074	1457	1333	5.47	5.00
2.2	10002	1473	1353	5.52	5.07	

DFC1803D STANDARD STATIC						
SPEED TAP	STATIC	AIRFLOW	RPM 1	RPM 2	BHP 1	BHP 2
T1	0.2	3198	422	434	0.19	0.20
	0.4	2752	503	498	0.23	0.22
	0.6	2055	609	564	0.27	0.25
	0.8	1372	674	648	0.30	0.29
	1	-	-	-	-	-
	1.2	-	-	-	-	-
T2	0.2	4368	496	509	0.35	0.35
	0.4	3945	567	568	0.39	0.40
	0.6	3374	654	626	0.46	0.44
	0.8	3899	714	696	0.50	0.48
	1	2318	761	751	0.53	0.52
	1.2	1766	791	826	0.55	0.57
T3	0.2	5124	544	558	0.50	0.51
	0.4	4716	609	613	0.56	0.56
	0.6	4222	685	667	0.63	0.61
	0.8	3643	741	728	0.68	0.67
	1	3264	788	778	0.72	0.71
	1.2	2756	827	845	0.76	0.77
T4	0.2	7370	685	705	1.33	1.37
	0.4	7008	733	750	1.43	1.46
	0.6	6703	779	791	1.52	1.54
	0.8	6574	826	829	1.61	1.61
	1	6021	873	868	1.70	1.69
	1.2	5643	928	911	1.80	1.77
T5	0.2	7626	702	722	1.27	1.31
	0.4	7265	749	766	1.36	1.39
	0.6	6970	793	806	1.44	1.46
	0.8	4105	837	843	1.51	1.53
	1	6316	882	881	1.60	1.59
	1.2	5955	936	922	1.69	1.67
T6	0.2	7227	677	695	1.11	1.14
	0.4	6858	726	741	1.19	1.22
	0.6	6540	774	783	1.27	1.29
	0.8	6188	820	823	1.35	1.35
	1	-	-	-	-	-
	1.2	-	-	-	-	-
T7	0.2	7431	690	709	1.19	1.22
	0.4	7065	738	754	1.27	1.30
	0.6	6760	784	795	1.35	1.37
	0.8	6423	829	833	1.43	1.44
	1	6084	875	872	1.51	1.51
	1.2	-	-	-	-	-
T8	0.2	7669	705	724	1.29	1.32
	0.4	7308	751	769	1.37	1.41
	0.6	7016	795	809	1.45	1.48
	0.8	6696	839	846	1.53	1.55
	1	6366	884	883	1.62	1.61
	1.2	6007	938	923	1.71	1.69
T9	0.2	7783	712	732	1.34	1.38
	0.4	7424	758	776	1.42	1.46
	0.6	7138	800	815	1.50	1.53
	0.8	6826	843	851	1.59	1.60
	1	6501	888	888	1.67	1.67
	1.2	6149	942	928	1.77	1.74
T10	0.2	7885	719	739	1.38	1.42
	0.4	7527	764	782	1.47	1.51
	0.6	7247	805	821	1.55	1.58
	0.8	6941	848	857	1.63	1.65
	1	6620	892	893	1.72	1.72
	1.2	6275	946	932	1.82	1.79

DFC2403D STANDARD STATIC						
SPEED TAP	STATIC	AIRFLOW	RPM 1	RPM 2	BHP 1	BHP 2
T1	0.2	4426	504	521	0.29	0.30
	0.4	4019	574	579	0.33	0.33
	0.6	3466	660	636	0.38	0.37
	0.8	2911	717	701	0.41	0.40
	1	2424	772	756	0.44	0.43
	1.2	1881	809	825	0.47	0.47
T2	0.2	5830	591	608	0.62	0.64
	0.4	5453	649	659	0.68	0.69
	0.6	5056	711	707	0.75	0.74
	0.8	4597	771	757	0.81	0.80
	1	4141	832	803	0.88	0.85
	1.2	3702	867	861	0.91	0.91
T3	0.2	6929	659	677	0.98	1.00
	0.4	6571	709	724	1.05	1.07
	0.6	6269	756	765	1.12	1.13
	0.8	5883	815	806	1.21	1.19
	1	5461	876	845	1.30	1.25
	1.2	5096	910	895	1.35	1.32
T4	0.2	9133	798	821	2.08	2.14
	0.4	8793	837	860	2.19	2.25
	0.6	8538	871	895	2.28	2.34
	0.8	8286	912	929	2.38	2.43
	1	7991	947	960	2.48	2.51
	1.2	7739	984	992	2.57	2.59
T5	0.2	9371	813	837	2.26	2.33
	0.4	9030	852	875	2.37	2.43
	0.6	8756	888	912	2.47	2.53
	0.8	8516	924	946	2.57	2.63
	1	8245	953	977	2.65	2.71
	1.2	8000	990	1007	2.75	2.80
T6	0.2	7986	725	745	1.42	1.46
	0.4	7641	769	787	1.51	1.54
	0.6	7394	805	824	1.58	1.61
	0.8	7076	860	859	1.68	1.68
	1	-	-	-	-	-
	1.2	-	-	-	-	-
T7	0.2	8329	746	767	1.59	1.64
	0.4	7987	789	808	1.68	1.73
	0.6	7748	823	844	1.76	1.80
	0.8	7450	875	878	1.87	1.87
	1	7096	925	911	1.98	1.95
	1.2	-	-	-	-	-
T8	0.2	8663	768	789	1.78	1.83
	0.4	8323	808	829	1.88	1.92
	0.6	8083	842	865	1.95	2.01
	0.8	7806	890	898	2.06	2.08
	1	7473	935	930	2.17	2.16
	1.2	7204	970	966	2.25	2.24
T9	0.2	9133	798	821	2.08	2.14
	0.4	8793	837	860	2.19	2.25
	0.6	8538	871	895	2.28	2.34
	0.8	8286	912	929	2.38	2.43
	1	7991	947	960	2.48	2.51
	1.2	7739	984	992	2.57	2.59
T10	0.2	9371	813	837	2.26	2.33
	0.4	9030	852	875	2.37	2.43
	0.6	8756	888	912	2.47	2.53
	0.8	8516	924	946	2.57	2.63
	1	8245	953	977	2.65	2.71
	1.2	8000	990	1007	2.75	2.80

DFC3003D STANDARD STATIC						
SPEED TAP	STATIC	AIRFLOW	RPM 1	RPM 2	BHP 1	BHP 2
T1	0.2	5835	605	594	0.57	0.56
	0.4	5496	659	654	0.63	0.62
	0.6	5095	706	736	0.67	0.70
	0.8	4723	757	785	0.72	0.75
	1	4182	836	848	0.79	0.81
	1.2	3784	874	884	0.83	0.84
T2	0.2	7123	669	647	0.91	0.88
	0.4	6801	717	701	0.97	0.95
	0.6	6439	761	761	1.03	1.03
	0.8	6144	808	813	1.10	1.10
	1	5766	864	877	1.17	1.19
	1.2	5416	902	921	1.22	1.25
T3	0.2	8988	809	767	1.66	1.58
	0.4	8693	847	810	1.74	1.67
	0.6	8401	885	843	1.82	1.73
	0.8	8197	923	892	1.90	1.83
	1	7998	954	951	1.96	1.96
	1.2	7722	988	1000	2.03	2.06
T4	0.2	10778	1051	980	3.13	2.92
	0.4	10516	1077	1007	3.21	3.00
	0.6	10323	1106	1027	3.30	3.06
	0.8	10162	1132	1061	3.37	3.16
	1	10002	1152	1097	3.44	3.27
	1.2	9806	1179	1132	3.52	3.38
T5	0.2	10958	1088	1013	3.38	3.15
	0.4	10701	1112	1038	3.45	3.22
	0.6	10521	1140	1058	3.54	3.29
	0.8	10359	1164	1089	3.61	3.38
	1	10187	1186	1120	3.68	3.48
	1.2	10000	1211	1152	3.76	3.58
T6	0.2	9218	832	787	1.79	1.70
	0.4	8927	869	828	1.87	1.79
	0.6	-	-	-	-	-
	0.8	-	-	-	-	-
	1	-	-	-	-	-
	1.2	-	-	-	-	-
T7	0.2	9642	879	828	2.07	1.95
	0.4	9358	913	866	2.15	2.04
	0.6	9096	949	893	2.23	2.10
	0.8	8916	983	938	2.31	2.21
	1	8754	1008	991	2.37	2.33
	1.2	-	-	-	-	-
T8	0.2	9934	1083	971	2.68	2.40
	0.4	9735	1110	999	2.75	2.47
	0.6	9559	1138	1027	2.82	2.54
	0.8	9379	1162	1056	2.88	2.61
	1	9201	1187	1086	2.94	2.69
	1.2	9006	1212	1120	3.00	2.77
T9	0.2	10398	1123	1008	3.04	2.73
	0.4	10203	1149	1034	3.11	2.80
	0.6	10034	1176	1060	3.18	2.87
	0.8	9863	1199	1087	3.24	2.94
	1	9698	1222	1116	3.30	3.02
	1.2	9516	1245	1147	3.37	3.10
T10	0.2	10958	1088	1013	3.38	3.15
	0.4	10701	1112	1038	3.45	3.22
	0.6	10521	1140	1058	3.54	3.29
	0.8	10359	1164	1089	3.61	3.38
	1	10187	1186	1120	3.68	3.48
	1.2	10000	1211	1152	3.76	3.58



AIRFLOW PRESSURE DROP OF DOWNFLOW ECONOMIZER FOR 15 TO 25 TON ROOFTOP UNITS (100% RETURN AIR)												
SCFM	4500	5000	5500	6000	6500	7000	7500	8000	8500	9000	9500	10000
(In WG)	0.15	0.18	0.22	0.27	0.32	0.37	0.42	0.48	0.55	0.61	0.69	0.76

Electrical Data

MODEL NUMBER	ELECTRICAL RATING	COMPRESSOR			OUTDOOR FAN MOTOR			INDOOR FAN MOTOR			OPTIONAL ELECTRIC HEAT			OPTIONAL POWERED CONVENIENCE OUTLET	OPTIONAL POWER EXHAUST	OPTIONAL POWER EXHAUST (MODULATING)	POWER SUPPLY	
		QTY	RLA	LRA	QTY	HP	FLA	QTY	HP	FLA	PART #	KW*	FLA	FLA	FLA	FLA	MCA	MOP
DFC1803D	208/230/3/60	2	25	164	3	0.33	2	2	3.5	10.9	-	-	-	-	-	84.0/84.0	100/100	
											-	-	-	-	4.8	-	88.8/88.8	110/110
											-	-	-	-	-	13.9	97.9/97.9	110/110
											-	-	-	9.6/8.7	-	-	93.6/92.7	110/110
											-	-	-	9.6/8.7	4.8	-	98.4/97.5	110/110
											-	-	-	9.6/8.7	-	13.9	108/107	125/125
											EH**-3L30	21.6/28.8	60.0/69.3	-	-	-	102/114	110/125
														-	4.8	-	108/120	110/125
														-	-	13.9	120/131	125/150
														9.6/8.7	-	-	114/125	125/125
														9.6/8.7	4.8	-	120/131	125/150
														9.6/8.7	-	13.9	132/142	150/150
											EH**-3L45	32.5/43.2	90.1/104	-	-	-	140/157	150/175
														-	4.8	-	146/163	150/175
														-	-	13.9	157/175	175/175
														9.6/8.7	-	-	152/168	175/175
														9.6/8.7	4.8	-	158/174	175/175
											9.6/8.7	-	13.9	169/185	175/200			
											EH**-3L60	43.3/57.6	120/139	-	-	-	177/166	200/175
														-	4.8	-	183/172	200/175
														-	-	13.9	195/183	200/200
9.6/8.7	-	-	189/177	200/200														
9.6/8.7	4.8	-	195/183	200/200														
9.6/8.7	-	13.9	207/194	225/200														
DFC1803W	208/230/3/60	2	25	164	3	0.33	2	2	5	14.5	-	-	-	-	-	91.2/91.2	110/110	
											-	-	-	-	4.8	-	96.0/96.0	110/110
											-	-	-	-	-	13.9	105/105	125/125
											-	-	-	9.6/8.7	-	-	101/99.9	125/110
											-	-	-	9.6/8.7	4.8	-	106/105	125/125
											-	-	-	9.6/8.7	-	13.9	115/114	125/125
											EH**-3L30	21.6/28.8	60.0/69.3	-	-	-	111/123	125/125
														-	4.8	-	117/129	125/150
														-	-	13.9	129/140	150/150
														9.6/8.7	-	-	123/134	125/150
														9.6/8.7	4.8	-	129/140	150/150
														9.6/8.7	-	13.9	141/151	150/175
											EH**-3L45	32.5/43.2	90.1/104	-	-	-	149/166	150/175
														-	4.8	-	155/172	175/175
														-	-	13.9	166/184	175/200
														9.6/8.7	-	-	161/177	175/200
														9.6/8.7	4.8	-	167/183	175/200
											9.6/8.7	-	13.9	178/194	200/200			
											EH**-3L60	43.3/57.6	120/139	-	-	-	186/175	200/175
														-	4.8	-	192/181	200/200
														-	-	13.9	204/192	225/200
9.6/8.7	-	-	198/186	200/200														
9.6/8.7	4.8	-	204/192	225/200														
9.6/8.7	-	13.9	216/203	225/225														

Electrical Data

MODEL NUMBER	ELECTRICAL RATING	COMPRESSOR			OUTDOOR FAN MOTOR			INDOOR FAN MOTOR			OPTIONAL ELECTRIC HEAT			OPTIONAL POWERED CONVENIENCE OUTLET	OPTIONAL POWER EXHAUST	OPTIONAL POWER EXHAUST (MODULATING)	POWER SUPPLY	
		QTY	RLA	LRA	QTY	HP	FLA	QTY	HP	FLA	PART #	KW*	FLA	FLA	FLA	FLA	MCA	MOP
DFC1804D	460/3/60	2	12.2	100	3	0.33	0.85	2	3.5	7.2	-	-	-	-	-	44.4	50	
											-	-	-	-	2.4	-	46.8	50
											-	-	-	-	-	8.1	52.5	60
											-	-	-	4.3	-	-	48.7	60
											-	-	-	4.3	2.4	-	51.1	60
											-	-	-	4.3	-	8.1	56.8	60
											EH**-4L30	28.8	34.6	-	-	-	61.3	70
														-	2.4	-	64.3	70
														-	-	8.1	71.4	80
														4.3	-	-	66.7	70
														4.3	2.4	-	69.7	70
														4.3	-	8.1	76.8	80
											EH**-4L45	43.2	52	-	-	-	83.0	90
														-	2.4	-	86.0	90
														-	-	8.1	93.1	100
														4.3	-	-	88.3	90
														4.3	2.4	-	91.3	100
														4.3	-	8.1	98.5	100
											EH**-4L60	57.6	69.3	-	-	-	87.3	90
														-	2.4	-	90.3	100
														-	-	8.1	97.4	100
														4.3	-	-	92.7	100
														4.3	2.4	-	95.7	100
														4.3	-	8.1	103	110
DFC1804W	460/3/60	2	12.2	100	3	0.33	0.85	2	5	10.6	-	-	-	-	-	51.2	60	
											-	-	-	-	2.4	-	53.6	60
											-	-	-	-	-	8.1	59.3	70
											-	-	-	4.3	-	-	55.5	60
											-	-	-	4.3	2.4	-	57.9	70
											-	-	-	4.3	-	8.1	63.6	70
											EH**-4L30	28.8	34.6	-	-	-	69.8	70
														-	2.4	-	72.8	80
														-	-	8.1	79.9	80
														4.3	-	-	75.2	80
														4.3	2.4	-	78.2	80
														4.3	-	8.1	85.3	90
											EH**-4L45	43.2	52	-	-	-	91.5	100
														-	2.4	-	94.5	100
														-	-	8.1	102	110
														4.3	-	-	96.8	100
														4.3	2.4	-	99.8	100
														4.3	-	8.1	107	110
											EH**-4L60	57.6	69.3	-	-	-	95.8	100
														-	2.4	-	98.8	100
														-	-	8.1	106	110
														4.3	-	-	101	110
														4.3	2.4	-	104	110
														4.3	-	8.1	111	125

Electrical Data

MODEL NUMBER	ELECTRICAL RATING	COMPRESSOR			OUTDOOR FAN MOTOR			INDOOR FAN MOTOR			OPTIONAL ELECTRIC HEAT			OPTIONAL POWERED CONVIENIENCE OUTLET	OPTIONAL POWER EXHAUST	OPTIONAL POWER EXHAUST (MODULATING)	POWER SUPPLY		
		QTY	RLA	LRA	QTY	HP	FLA	QTY	HP	FLA	PART #	KW*	FLA	FLA	FLA	FLA	MCA	MOP	
DFC1807D	575/3/60	2	9	78	3	0.33	0.67	2	3.5	5	-	-	-	-	-	-	32.2	40	
											-	-	-	-	2	-	-	34.2	40
											-	-	-	-	-	-	-	40.5	45
											-	-	-	3.5	-	-	35.7	40	
											-	-	-	3.5	2	-	37.7	45	
											-	-	-	3.5	-	8.3	44.0	50	
											EH**-7L30	28.8	27.7	-	-	-	47.1	50	
														-	2	-	49.6	50	
														-	-	8.3	57.5	60	
														3.5	-	-	51.5	60	
														3.5	2	-	54.0	60	
														3.5	-	8.3	61.9	70	
											EH**-7L45	43.2	41.6	-	-	-	64.5	70	
														-	2	-	67.0	70	
														-	-	8.3	74.8	80	
														3.5	-	-	68.8	70	
														3.5	2	-	71.3	80	
														3.5	-	8.3	79.2	80	
											EH**-7L60	57.6	55.4	-	-	-	67.9	70	
														-	2	-	70.4	80	
														-	-	8.3	78.3	80	
3.5	-	-	72.3	80															
3.5	2	-	74.8	80															
3.5	-	8.3	82.7	90															
DFC1807W	575/3/60	2	9	78	3	0.33	0.67	2	5	7.2	-	-	-	-	-	-	36.6	45	
											-	-	-	-	2	-	-	38.6	45
											-	-	-	-	-	-	-	44.9	50
											-	-	-	3.5	-	-	40.1	45	
											-	-	-	3.5	2	-	42.1	50	
											-	-	-	3.5	-	8.3	48.4	50	
											EH**-7L30	28.8	27.7	-	-	-	52.6	60	
														-	2	-	55.1	60	
														-	-	8.3	63.0	70	
														3.5	-	-	57.0	60	
														3.5	2	-	59.5	60	
														3.5	-	8.3	67.4	70	
											EH**-7L45	43.2	41.6	-	-	-	70.0	70	
														-	2	-	72.5	80	
														-	-	8.3	80.3	90	
														3.5	-	-	74.3	80	
														3.5	2	-	76.8	80	
														3.5	-	8.3	84.7	90	
											EH**-7L60	57.6	55.4	-	-	-	73.4	80	
														-	2	-	75.9	80	
														-	-	8.3	83.8	90	
3.5	-	-	77.8	80															
3.5	2	-	80.3	90															
3.5	-	8.3	88.2	90															

Electrical Data

MODEL NUMBER	ELECTRICAL RATING	COMPRESSOR			OUTDOOR FAN MOTOR			INDOOR FAN MOTOR			OPTIONAL ELECTRIC HEAT			OPTIONAL POWERED CONVENIENCE OUTLET	OPTIONAL POWER EXHAUST	OPTIONAL POWER EXHAUST (MODULATING)	POWER SUPPLY			
		QTY	RLA	LRA	QTY	HP	FLA	QTY	HP	FLA	PART #	KW*	FLA	FLA	FLA	FLA	MCA	MOP		
DFC2403D	208/230/3/60	2	28.2	240	4	0.5	2.7	2	3.5	10.9	-	-	-	-	-	96.1/96.1	110/110			
											-	-	-	-	4.8	-	101/101	125/125		
											-	-	-	-	-	13.9	110/110	125/125		
											-	-	-	9.6/8.7	-	-	106/105	125/125		
											-	-	-	9.6/8.7	4.8	-	110/110	125/125		
											-	-	-	9.6/8.7	-	13.9	120/119	125/125		
											EH**-3L30	21.6/28.8	60.0/69.3	-	-	-	-	-	102/114	110/125
														-	4.8	-	-	108/120	125/125	
														-	-	13.9	-	120/131	125/150	
														9.6/8.7	-	-	114/125	125/125		
														9.6/8.7	4.8	-	120/131	125/150		
														9.6/8.7	-	13.9	132/142	150/150		
											EH**-3L45	32.5/43.2	90.1/104	-	-	-	-	-	140/157	150/175
														-	4.8	-	-	146/163	150/175	
														-	-	13.9	-	157/175	175/175	
														9.6/8.7	-	-	152/168	175/175		
														9.6/8.7	4.8	-	158/174	175/175		
														9.6/8.7	-	13.9	169/185	175/200		
											EH**-3L60	43.3/57.6	120/139	-	-	-	-	-	177/166	200/175
														-	4.8	-	-	183/172	200/175	
														-	-	13.9	-	195/183	200/200	
														9.6/8.7	-	-	189/177	200/200		
														9.6/8.7	4.8	-	195/183	200/200		
														9.6/8.7	-	13.9	207/194	225/200		
EH**-3L75	54.1/72.0	150/173	-	-	-	-	-	177/200	200/225											
			-	4.8	-	-	183/206	200/225												
			-	-	13.9	-	195/218	200/225												
			9.6/8.7	-	-	189/211	200/225													
			9.6/8.7	4.8	-	195/217	200/225													
			9.6/8.7	-	13.9	207/229	225/250													
DFC2403W	208/230/3/60	2	28.2	240	4	0.5	2.7	2	5	14.5	-	-	-	-	-	103/103	125/125			
											-	-	-	-	4.8	-	108/108	125/125		
											-	-	-	-	-	13.9	117/117	125/125		
											-	-	-	9.6/8.7	-	-	113/112	125/125		
											-	-	-	9.6/8.7	4.8	-	118/117	125/125		
											-	-	-	9.6/8.7	-	13.9	127/126	150/150		
											EH**-3L30	21.6/28.8	60.0/69.3	-	-	-	-	-	111/123	125/125
														-	4.8	-	-	117/129	125/150	
														-	-	13.9	-	129/140	150/150	
														9.6/8.7	-	-	123/134	125/150		
														9.6/8.7	4.8	-	129/140	150/150		
														9.6/8.7	-	13.9	141/151	150/175		
											EH**-3L45	32.5/43.2	90.1/104	-	-	-	-	-	149/166	150/175
														-	4.8	-	-	155/172	175/175	
														-	-	13.9	-	166/184	175/200	
														9.6/8.7	-	-	161/177	175/200		
														9.6/8.7	4.8	-	167/183	175/200		
														9.6/8.7	-	13.9	178/194	200/200		
											EH**-3L60	43.3/57.6	120/139	-	-	-	-	-	186/175	200/175
														-	4.8	-	-	192/181	200/200	
														-	-	13.9	-	204/192	225/200	
														9.6/8.7	-	-	198/186	200/200		
														9.6/8.7	4.8	-	204/192	225/200		
														9.6/8.7	-	13.9	216/203	225/225		
EH**-3L75	54.1/72.0	150/173	-	-	-	-	-	186/209	200/225											
			-	4.8	-	-	192/215	200/225												
			-	-	13.9	-	204/227	225/250												
			9.6/8.7	-	-	198/220	200/225													
			9.6/8.7	4.8	-	204/226	225/250													
			9.6/8.7	-	13.9	216/238	225/250													

Electrical Data

MODEL NUMBER	ELECTRICAL RATING	COMPRESSOR			OUTDOOR FAN MOTOR			INDOOR FAN MOTOR			OPTIONAL ELECTRIC HEAT			OPTIONAL POWERED CONVIENIENCE OUTLET	OPTIONAL POWER EXHAUST	OPTIONAL POWER EXHAUST (MODULATING)	POWER SUPPLY	
		QTY	RLA	LRA	QTY	HP	FLA	QTY	HP	FLA	PART #	KW*	FLA	FLA	FLA	FLA	MCA	MOP
DFC2404D	460/3/60	2	14.7	130	4	0.5	1.4	2	3.5	7.2	-	-	-	-	-	53.2	60	
											-	-	-	-	2.4	-	55.6	70
											-	-	-	-	-	8.1	61.3	70
											-	-	-	4.3	-	-	57.5	70
											-	-	-	4.3	2.4	-	59.9	70
											-	-	-	4.3	-	8.1	65.6	80
											EH**-4L30	28.8	34.6	-	-	-	61.3	70
														-	2.4	-	64.3	70
														-	-	8.1	71.4	80
														4.3	-	-	66.7	70
														4.3	2.4	-	69.7	70
														4.3	-	8.1	76.8	80
											EH**-4L45	43.2	52	-	-	-	83.0	90
														-	2.4	-	86.0	90
														-	-	8.1	93.1	100
														4.3	-	-	88.3	90
														4.3	2.4	-	91.3	100
														4.3	-	8.1	98.5	100
											EH**-4L60	57.6	69.3	-	-	-	87.3	90
														-	2.4	-	90.3	100
														-	-	8.1	97.4	100
														4.3	-	-	92.7	100
														4.3	2.4	-	95.7	100
														4.3	-	8.1	103	110
EH**-4L75	72	86.6	-	-	-	105	110											
			-	2.4	-	108	110											
			-	-	8.1	115	125											
			4.3	-	-	110	110											
			4.3	2.4	-	113	125											
			4.3	-	8.1	120	125											
DFC2404W	460/3/60	2	14.7	130	4	0.5	1.4	2	5	10.6	-	-	-	-	-	60.0	70	
											-	-	-	-	2.4	-	62.4	70
											-	-	-	-	-	8.1	68.1	80
											-	-	-	4.3	-	-	64.3	70
											-	-	-	4.3	2.4	-	66.7	80
											-	-	-	4.3	-	8.1	72.4	80
											EH**-4L30	28.8	34.6	-	-	-	69.8	70
														-	2.4	-	72.8	80
														-	-	8.1	79.9	80
														4.3	-	-	75.2	80
														4.3	2.4	-	78.2	80
														4.3	-	8.1	85.3	90
											EH**-4L45	43.2	52	-	-	-	91.5	100
														-	2.4	-	94.5	100
														-	-	8.1	102	110
														4.3	-	-	96.8	100
														4.3	2.4	-	99.8	100
														4.3	-	8.1	107	110
											EH**-4L60	57.6	69.3	-	-	-	95.8	100
														-	2.4	-	98.8	100
														-	-	8.1	106	110
														4.3	-	-	101	110
														4.3	2.4	-	104	110
														4.3	-	8.1	111	125
EH**-4L75	72	86.6	-	-	-	113	125											
			-	2.4	-	116	125											
			-	-	8.1	123	125											
			4.3	-	-	118	125											
			4.3	2.4	-	121	125											
			4.3	-	8.1	129	150											

Electrical Data

MODEL NUMBER	ELECTRICAL RATING	COMPRESSOR			OUTDOOR FAN MOTOR			INDOOR FAN MOTOR			OPTIONAL ELECTRIC HEAT			OPTIONAL POWERED CONVENIENCE OUTLET	OPTIONAL POWER EXHAUST	OPTIONAL POWER EXHAUST (MODULATING)	POWER SUPPLY		
		QTY	RLA	LRA	QTY	HP	FLA	QTY	HP	FLA	PART #	KW*	FLA	FLA	FLA	FLA	MCA	MOP	
DFC2407D	575/3/60	2	11.3	93.7	4	0.5	1	2	3.5	5	-	-	-	-	-	39.4	50		
											-	-	-	-	2	-	41.4	50	
											-	-	-	-	-	-	8.3	47.7	50
											-	-	-	3.5	-	-	42.9	50	
											-	-	-	3.5	2	-	44.9	50	
											-	-	-	3.5	-	8.3	51.2	60	
											EH**-7L30	28.8	27.7	-	-	-	47.1	50	
														-	2	-	49.6	50	
														-	-	8.3	57.5	60	
														3.5	-	-	51.5	60	
														3.5	2	-	54.0	60	
														3.5	-	8.3	61.9	70	
											EH**-7L45	43.2	41.6	-	-	-	64.5	70	
														-	2	-	67.0	70	
														-	-	8.3	74.8	80	
														3.5	-	-	68.8	70	
														3.5	2	-	71.3	80	
														3.5	-	8.3	79.2	80	
											EH**-7L60	57.6	55.4	-	-	-	67.9	70	
														-	2	-	70.4	80	
														-	-	8.3	78.3	80	
														3.5	-	-	72.3	80	
														3.5	2	-	74.8	80	
														3.5	-	8.3	82.7	90	
EH**-7L75	72	69.3	-	-	-	81.8	90												
			-	2	-	84.3	90												
			-	-	8.3	92.2	100												
			3.5	-	-	86.2	90												
			3.5	2	-	88.7	90												
			3.5	-	8.3	96.5	100												
DFC2407W	575/3/60	2	11.3	93.7	4	0.5	1	2	5	7.2	-	-	-	-	-	43.8	50		
											-	-	-	-	2	-	45.8	50	
											-	-	-	-	-	-	8.3	52.1	60
											-	-	-	3.5	-	-	47.3	50	
											-	-	-	3.5	2	-	49.3	60	
											-	-	-	3.5	-	8.3	55.6	60	
											EH**-7L30	28.8	27.7	-	-	-	52.6	60	
														-	2	-	55.1	60	
														-	-	8.3	63.0	70	
														3.5	-	-	57.0	60	
														3.5	2	-	59.5	60	
														3.5	-	8.3	67.4	70	
											EH**-7L45	43.2	41.6	-	-	-	70.0	70	
														-	2	-	72.5	80	
														-	-	8.3	80.3	90	
														3.5	-	-	74.3	80	
														3.5	2	-	76.8	80	
														3.5	-	8.3	84.7	90	
											EH**-7L60	57.6	55.4	-	-	-	73.4	80	
														-	2	-	75.9	80	
														-	-	8.3	83.8	90	
														3.5	-	-	77.8	80	
														3.5	2	-	80.3	90	
														3.5	-	8.3	88.2	90	
EH**-7L75	72	69.3	-	-	-	87.3	90												
			-	2	-	89.8	90												
			-	-	8.3	97.7	100												
			3.5	-	-	91.7	100												
			3.5	2	-	94.2	100												
			3.5	-	8.3	102	110												

Electrical Data

MODEL NUMBER	ELECTRICAL RATING	COMPRESSOR			OUTDOOR FAN MOTOR			INDOOR FAN MOTOR			OPTIONAL ELECTRIC HEAT			OPTIONAL POWERED CONVIENIENCE OUTLET	OPTIONAL POWER EXHAUST	OPTIONAL POWER EXHAUST (MODULATING)	POWER SUPPLY	
		QTY	RLA	LRA	QTY	HP	FLA	QTY	HP	FLA	PART #	KW*	FLA	FLA	FLA	FLA	MCA	MOP
DFC3003D	208/230/3/60	2	48.1	245	5	0.5	2.7	2	5	14.5	-	-	-	-	-	151/151	175/175	
											-	-	-	-	4.8	-	155/155	200/200
											-	-	-	-	-	13.9	165/165	200/200
											-	-	-	9.6/8.7	-	-	160/159	200/200
											-	-	-	9.6/8.7	4.8	-	165/164	200/200
											-	-	-	9.6/8.7	-	13.9	174/173	200/200
											EH**-3L30	21.6/28.8	60.0/69.3	-	-	-	151/151	175/175
														-	4.8	-	155/155	200/200
														-	-	13.9	165/165	200/200
														9.6/8.7	-	-	160/159	200/200
														9.6/8.7	4.8	-	165/164	200/200
														9.6/8.7	-	13.9	174/173	200/200
											EH**-3L45	32.5/43.2	90.1/104	-	-	-	151/166	175/175
														-	4.8	-	155/172	200/200
														-	-	13.9	166/184	200/200
														9.6/8.7	-	-	161/177	200/200
														9.6/8.7	4.8	-	167/183	200/200
														9.6/8.7	-	13.9	178/194	200/200
											EH**-3L60	43.3/57.6	120/139	-	-	-	186/175	200/175
														-	4.8	-	192/181	200/200
														-	-	13.9	204/192	225/200
														9.6/8.7	-	-	198/186	200/200
														9.6/8.7	4.8	-	204/192	225/200
														9.6/8.7	-	13.9	216/203	225/225
EH**-3L75	54.1/72.0	150/173	-	-	-	186/209	200/225											
			-	4.8	-	192/215	200/225											
			-	-	13.9	204/227	225/250											
			9.6/8.7	-	-	198/220	200/225											
			9.6/8.7	4.8	-	204/226	225/250											
			9.6/8.7	-	13.9	216/238	225/250											
DFC3003W	208/230/3/60	2	48.1	245	5	0.5	2.7	2	5	14.5	-	-	-	-	-	151/151	175/175	
											-	-	-	-	4.8	-	155/155	200/200
											-	-	-	-	-	13.9	165/165	200/200
											-	-	-	9.6/8.7	-	-	160/159	200/200
											-	-	-	9.6/8.7	4.8	-	165/164	200/200
											-	-	-	9.6/8.7	-	13.9	174/173	200/200
											EH**-3L30	21.6/28.8	60.0/69.3	-	-	-	151/151	175/175
														-	4.8	-	155/155	200/200
														-	-	13.9	165/165	200/200
														9.6/8.7	-	-	160/159	200/200
														9.6/8.7	4.8	-	165/164	200/200
														9.6/8.7	-	13.9	174/173	200/200
											EH**-3L45	32.5/43.2	90.1/104	-	-	-	151/166	175/175
														-	4.8	-	155/172	200/200
														-	-	13.9	166/184	200/200
														9.6/8.7	-	-	161/177	200/200
														9.6/8.7	4.8	-	167/183	200/200
														9.6/8.7	-	13.9	178/194	200/200
											EH**-3L60	43.3/57.6	120/139	-	-	-	186/175	200/175
														-	4.8	-	192/181	200/200
														-	-	13.9	204/192	225/200
														9.6/8.7	-	-	198/186	200/200
														9.6/8.7	4.8	-	204/192	225/200
														9.6/8.7	-	13.9	216/203	225/225
EH**-3L75	54.1/72.0	150/173	-	-	-	186/209	200/225											
			-	4.8	-	192/215	200/225											
			-	-	13.9	204/227	225/250											
			9.6/8.7	-	-	198/220	200/225											
			9.6/8.7	4.8	-	204/226	225/250											
			9.6/8.7	-	13.9	216/238	225/250											

Electrical Data

MODEL NUMBER	ELECTRICAL RATING	COMPRESSOR			OUTDOOR FAN MOTOR			INDOOR FAN MOTOR			OPTIONAL ELECTRIC HEAT			OPTIONAL POWERED CONVENIENCE OUTLET	OPTIONAL POWER EXHAUST	OPTIONAL POWER EXHAUST (MODULATING)	POWER SUPPLY	
		QTY	RLA	LRA	QTY	HP	FLA	QTY	HP	FLA	PART #	KW*	FLA	FLA	FLA	FLA	MCA	MOP
DFC3004D	460/3/60	2	18.6	125	5	0.5	1.4	2	5	10.6	-	-	-	-	-	70.0	80	
											-	-	-	-	2.4	-	72.4	90
											-	-	-	-	-	8.1	78.1	90
											-	-	-	4.3	-	-	74.3	90
											-	-	-	4.3	2.4	-	76.7	90
											-	-	-	4.3	-	8.1	82.4	100
											EH**-4L30	28.8	34.6	-	-	-	70.0	80
														-	2.4	-	72.8	90
														-	-	8.1	79.9	90
														4.3	-	-	75.2	90
														4.3	2.4	-	78.2	90
														4.3	-	8.1	85.3	100
											EH**-4L45	43.2	52	-	-	-	91.5	100
														-	2.4	-	94.5	100
														-	-	8.1	102	110
														4.3	-	-	96.8	100
														4.3	2.4	-	99.8	100
														4.3	-	8.1	107	110
											EH**-4L60	57.6	69.3	-	-	-	95.8	100
														-	2.4	-	98.8	100
														-	-	8.1	106	110
														4.3	-	-	101	110
											EH**-4L75	72	86.6	4.3	2.4	-	104	110
														4.3	-	8.1	111	125
-	-	-	113	125														
-	2.4	-	116	125														
-	-	8.1	123	125														
4.3	-	-	118	125														
DFC3004W	460/3/60	2	18.6	125	5	0.5	1.4	2	5	10.6	-	-	-	-	-	70.0	80	
											-	-	-	-	2.4	-	72.4	90
											-	-	-	-	-	8.1	78.1	90
											-	-	-	4.3	-	-	74.3	90
											-	-	-	4.3	2.4	-	76.7	90
											-	-	-	4.3	-	8.1	82.4	100
											EH**-4L30	28.8	34.6	-	-	-	70.0	80
														-	2.4	-	72.8	90
														-	-	8.1	79.9	90
														4.3	-	-	75.2	90
														4.3	2.4	-	78.2	90
														4.3	-	8.1	85.3	100
											EH**-4L45	43.2	52	-	-	-	91.5	100
														-	2.4	-	94.5	100
														-	-	8.1	102	110
														4.3	-	-	96.8	100
														4.3	2.4	-	99.8	100
														4.3	-	8.1	107	110
											EH**-4L60	57.6	69.3	-	-	-	95.8	100
														-	2.4	-	98.8	100
														-	-	8.1	106	110
														4.3	-	-	101	110
											EH**-4L75	72	86.6	4.3	2.4	-	104	110
														4.3	-	8.1	111	125
-	-	-	113	125														
-	2.4	-	116	125														
-	-	8.1	123	125														
4.3	-	-	118	125														

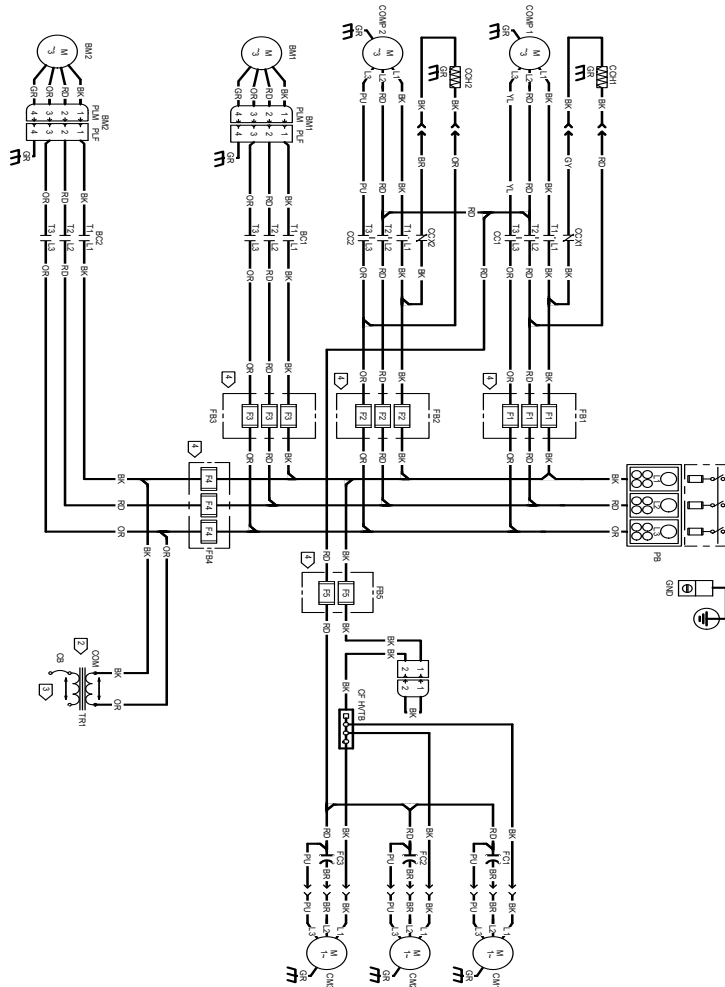
Electrical Data

MODEL NUMBER	ELECTRICAL RATING	COMPRESSOR			OUTDOOR FAN MOTOR			INDOOR FAN MOTOR			OPTIONAL ELECTRIC HEAT			OPTIONAL POWERED CONVIENIENCE OUTLET	OPTIONAL POWER EXHAUST	OPTIONAL POWER EXHAUST (MODULATING)	POWER SUPPLY		
		QTY	RLA	LRA	QTY	HP	FLA	QTY	HP	FLA	PART #	KW*	FLA	FLA	FLA	FLA	MCA	MOP	
DFC3007D	575/3/60	2	14.7	100	5	0.5	1	2	5	7.2	-	-	-	-	-	-	52.6	60	
											-	-	-	-	2	-	-	54.6	60
											-	-	-	-	-	-	8.3	60.9	70
											-	-	-	3.5	-	-	56.1	70	
											-	-	-	3.5	2	-	58.1	70	
											-	-	-	3.5	-	8.3	64.4	70	
											EH**-7L30	28.8	27.7	-	-	-	-	52.6	60
														-	2	-	-	55.1	60
														-	-	8.3	63.0	70	
														3.5	-	-	57.0	70	
														3.5	2	-	59.5	70	
														3.5	-	8.3	67.4	70	
											EH**-7L45	43.2	41.6	-	-	-	-	70.0	70
														-	2	-	-	72.5	80
														-	-	8.3	80.3	90	
														3.5	-	-	74.3	80	
														3.5	2	-	76.8	80	
														3.5	-	8.3	84.7	90	
											EH**-7L60	57.6	55.4	-	-	-	-	73.4	80
														-	2	-	-	75.9	80
														-	-	8.3	83.8	90	
														3.5	-	-	77.8	80	
														3.5	2	-	80.3	90	
														3.5	-	8.3	88.2	90	
EH**-7L75	72	69.3	-	-	-	-	87.3	90											
			-	2	-	-	89.8	90											
			-	-	8.3	97.7	100												
			3.5	-	-	91.7	100												
			3.5	2	-	94.2	100												
			3.5	-	8.3	102	110												
DFC3007W	575/3/60	2	14.7	100	5	0.5	1	2	5	7.2	-	-	-	-	-	-	52.6	60	
											-	-	-	-	2	-	-	54.6	60
											-	-	-	-	-	-	8.3	60.9	70
											-	-	-	3.5	-	-	56.1	70	
											-	-	-	3.5	2	-	58.1	70	
											-	-	-	3.5	-	8.3	64.4	70	
											EH**-7L30	28.8	27.7	-	-	-	-	52.6	60
														-	2	-	-	55.1	60
														-	-	8.3	63.0	70	
														3.5	-	-	57.0	70	
														3.5	2	-	59.5	70	
														3.5	-	8.3	67.4	70	
											EH**-7L45	43.2	41.6	-	-	-	-	70.0	70
														-	2	-	-	72.5	80
														-	-	8.3	80.3	90	
														3.5	-	-	74.3	80	
														3.5	2	-	76.8	80	
														3.5	-	8.3	84.7	90	
											EH**-7L60	57.6	55.4	-	-	-	-	73.4	80
														-	2	-	-	75.9	80
														-	-	8.3	83.8	90	
														3.5	-	-	77.8	80	
														3.5	2	-	80.3	90	
														3.5	-	8.3	88.2	90	
EH**-7L75	72	69.3	-	-	-	-	87.3	90											
			-	2	-	-	89.8	90											
			-	-	8.3	97.7	100												
			3.5	-	-	91.7	100												
			3.5	2	-	94.2	100												
			3.5	-	8.3	102	110												

AIR FLOW FOR ELECTRIC HEAT				
UNIT	HEATER KIT MODEL NUMBER	kW	MINIMUM CFM	MAXIMUM CFM
15 ton AC STD Static	EH*.*L30	30	6000	8000
	EH*.*L45	45		
	EH*.*L60	60		
15 ton AC High Static	EH*.*L30	30	5250	9500
	EH*.*L45	45		
	EH*.*L60	60		
20 ton AC STD Static	EH*.*L30	30	7000	9400
	EH*.*L45	45		
	EH*.*L60	60		
	EH*.*L75	75		
20 ton AC High Static	EH*.*L30	30	7000	10300
	EH*.*L45	45		
	EH*.*L60	60		
	EH*.*L75	75		
25 ton AC STD Static	EH*.*L30	30	8750	11000
	EH*.*L45	45		
	EH*.*L60	60		
	EH*.*L75	75		
25 ton AC High Static	EH*.*L30	30	7500	11700
	EH*.*L45	45		
	EH*.*L60	60		
	EH*.*L75	75		

HEATER KIT MODEL NUMBER NOMENCLATURE

	E	H	X	-	3	L	30
	1	2	3	-	4	5	6,7
Electric							
Heater							
Heater Type							
X							
S							
Voltage							
3							
4							
7							
Chassis							
L							
Kilowatt							
30							
45							
60							
75							



- NOTES**
- ▷ REPLACEMENT WIRE MUST BE SAME SIZE AND TYPE OF INSULATION AS ORIGINAL, AT LEAST 75% TO USE COPPER CONDUCTORS ONLY.
 - ▷ USE NEC CLASS 2 WIRE FOR ALL LOW VOLTAGE FIELD CONNECTIONS.
 - ▷ THE PRIMARY MAIN VOLTAGE CONNECTIONS AND WIRES CONNECTED TO TRANSFORMER, UP AT THE FACTORY AND BACKWIRES TO COM TERMINAL, FOR 208/230V, 1 PHASE, MUST BE PROTECTED BY THE 200 AMP.
 - ▷ SEE CONTROL DIAGRAM FOR CONTROL TRANSFORMER LOW VOLTAGE CONNECTIONS.
 - ▷ OPTIONAL FACTORY INSTALLED EQUIPMENT.

COMPONENT LEGEND	WIRE CODE
BC BLOWER CONTACTOR	BR BLACK
BM BLOWER MOTOR	BLR BLUE WITH PINK STRIPE
CM CONDENSER MOTOR	BRN BROWN
CC COMPRESSOR CONTACTOR	GRN GREEN
CH/HTB CONDENSER HEATER/HEATER TERMINAL BLOCK	ORN ORANGE
CMV CONDENSER MOTOR	PKK PINK
CMR CONDENSER MOTOR	PRP PURPLE
F FUSE	WHI WHITE
FB FUSE BLOCK	YEL YELLOW
FC FAN CONTACTOR	YLPK YELLOW WITH PINK STRIPE
FD FAN DISTRIBUTION BLOCK	
FEM FEMALE FAN PLUG CONNECTOR	
FMA MALE FAN PLUG CONNECTOR	
TR TRANSFORMER	

FIELD WIRING	FIELD WIRING
--- HIGH VOLTAGE	--- HIGH VOLTAGE
- - - LOW VOLTAGE	- - - LOW VOLTAGE
--- OPTIONAL LOW VOLTAGE	--- OPTIONAL LOW VOLTAGE
--- CHASSIS GROUND	--- CHASSIS GROUND
⊕ HIGH VOLTAGE	⊕ HIGH VOLTAGE
⊕ LOW VOLTAGE	⊕ LOW VOLTAGE
⊕ EARTH GROUND	⊕ EARTH GROUND

POWER WIRING DIAGRAM
DFC180™
LINE VOLTAGE
208-230/460/575V/3PH/60HZ

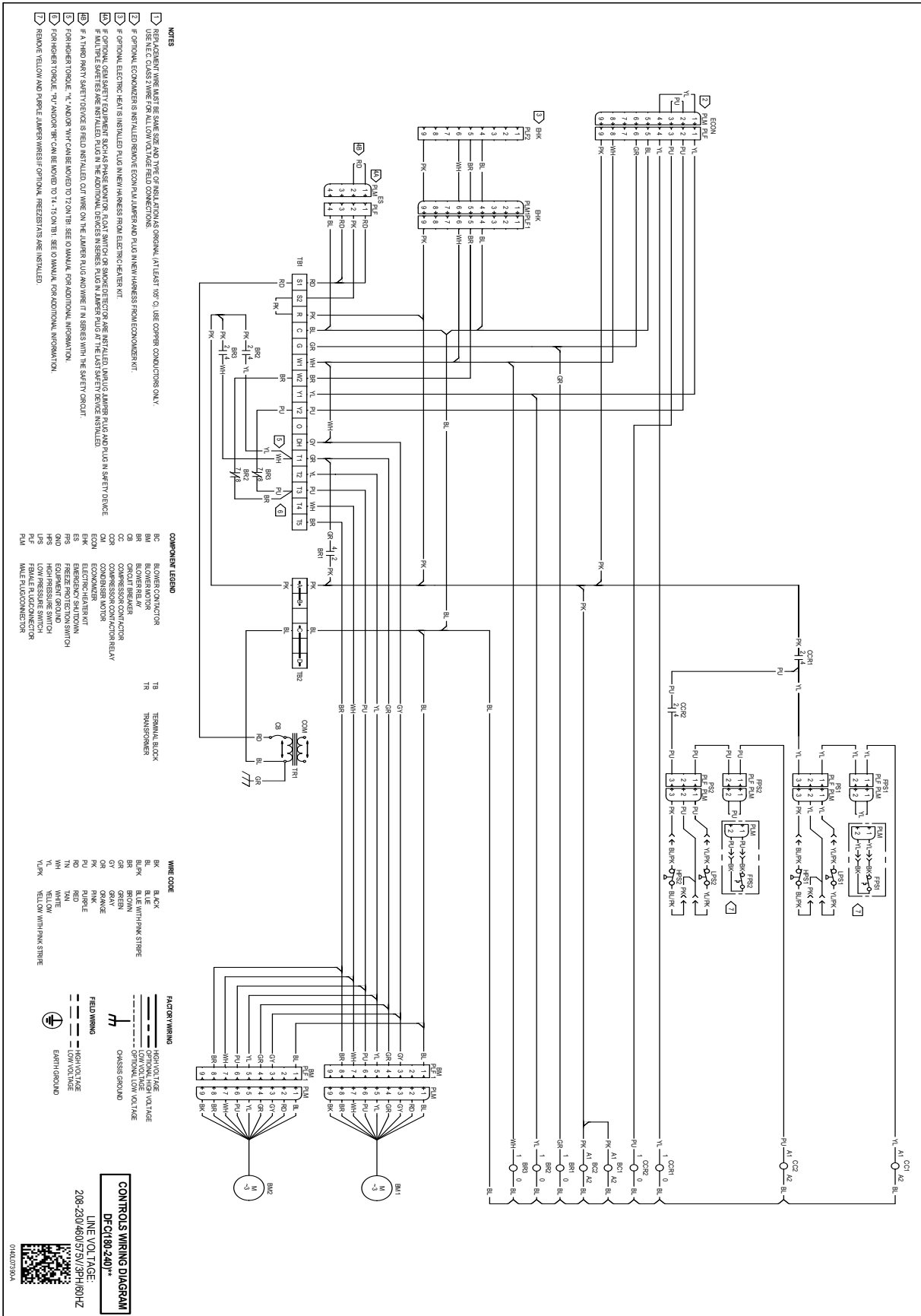


014607301A

WARNING

High Voltage: Disconnect all power before servicing or installing this unit. Multiple power sources may be present. Failure to do so may cause property damage, personal injury, or death.

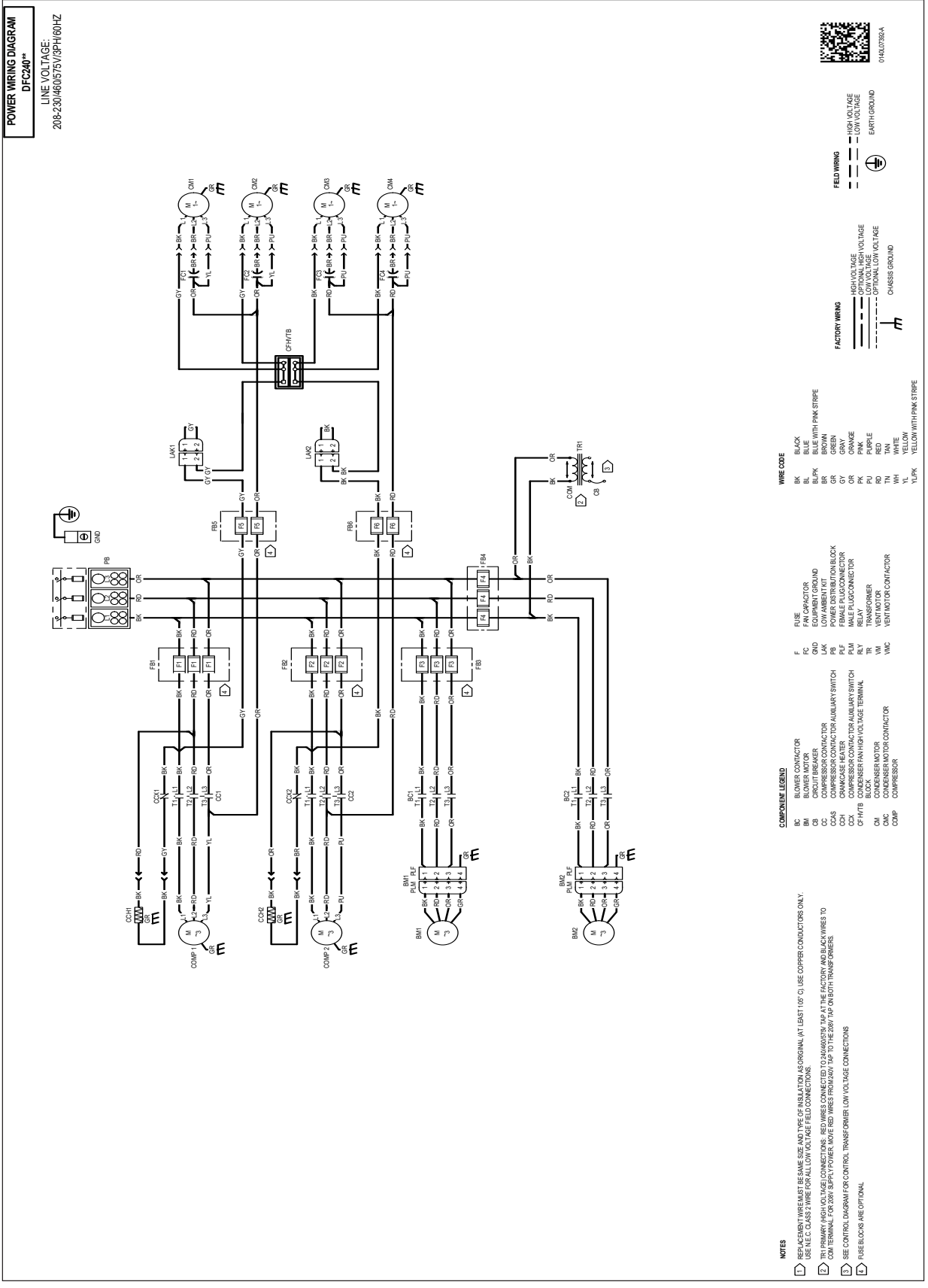
Wiring is subject to change. Always refer to the wiring diagram on the unit for the most up-to-date wiring.



WARNING

High Voltage: Disconnect all power before servicing or installing this unit. Multiple power sources may be present. Failure to do so may cause property damage, personal injury, or death.

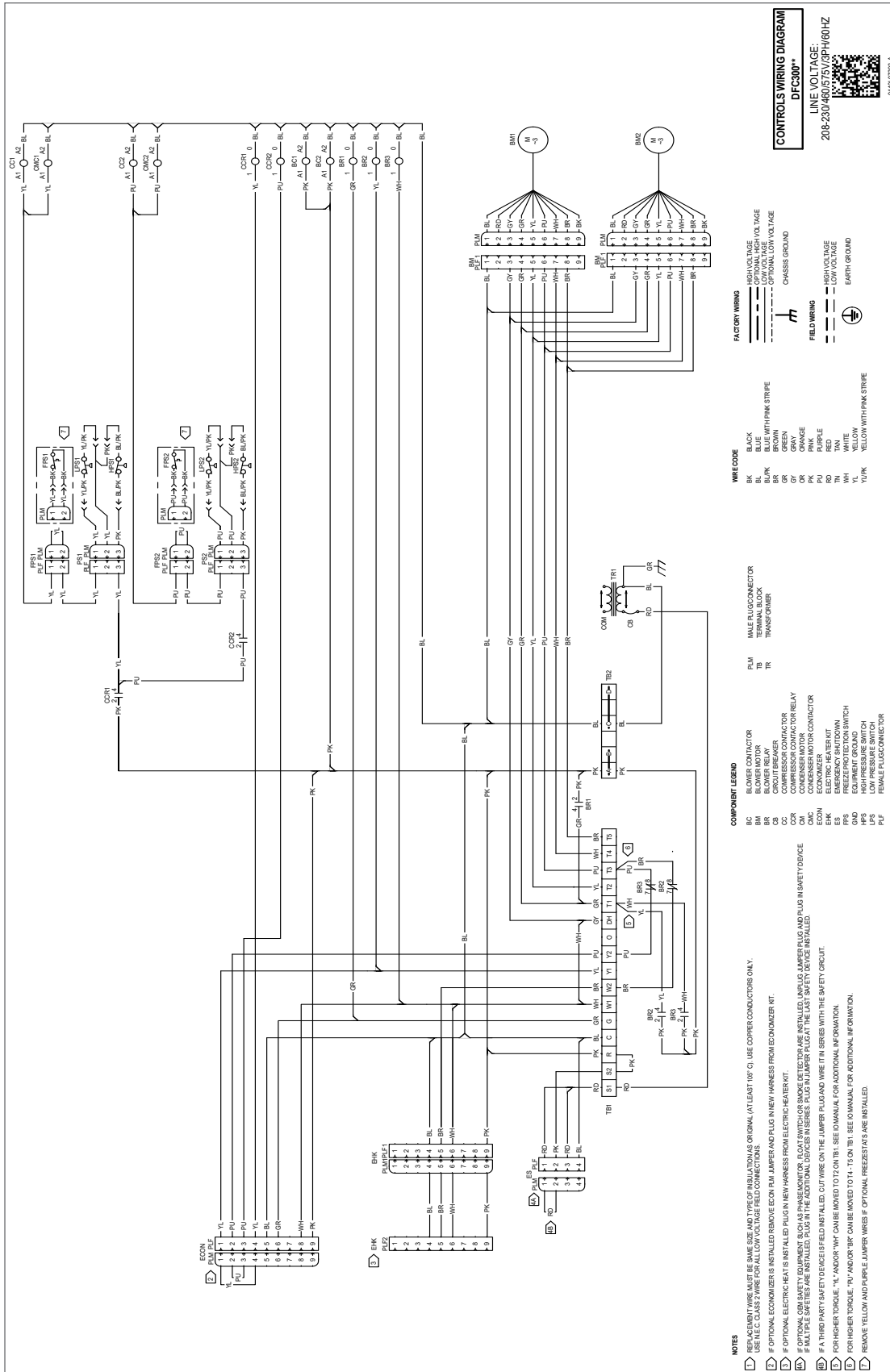
Wiring is subject to change. Always refer to the wiring diagram on the unit for the most up-to-date wiring.



WARNING

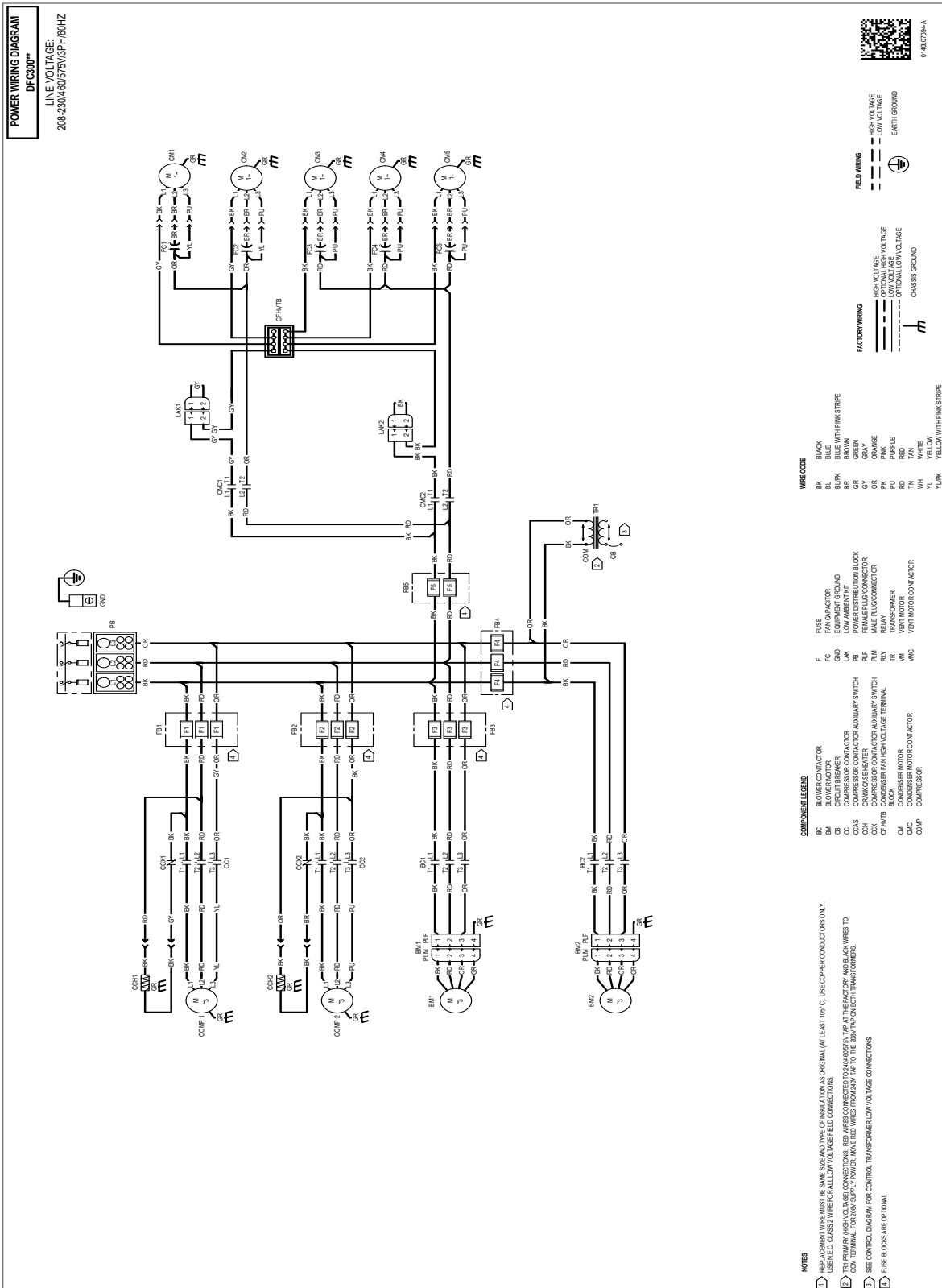
High Voltage: Disconnect all power before servicing or installing this unit. Multiple power sources may be present. Failure to do so may cause property damage, personal injury, or death.

Wiring is subject to change. Always refer to the wiring diagram on the unit for the most up-to-date wiring.



WARNING

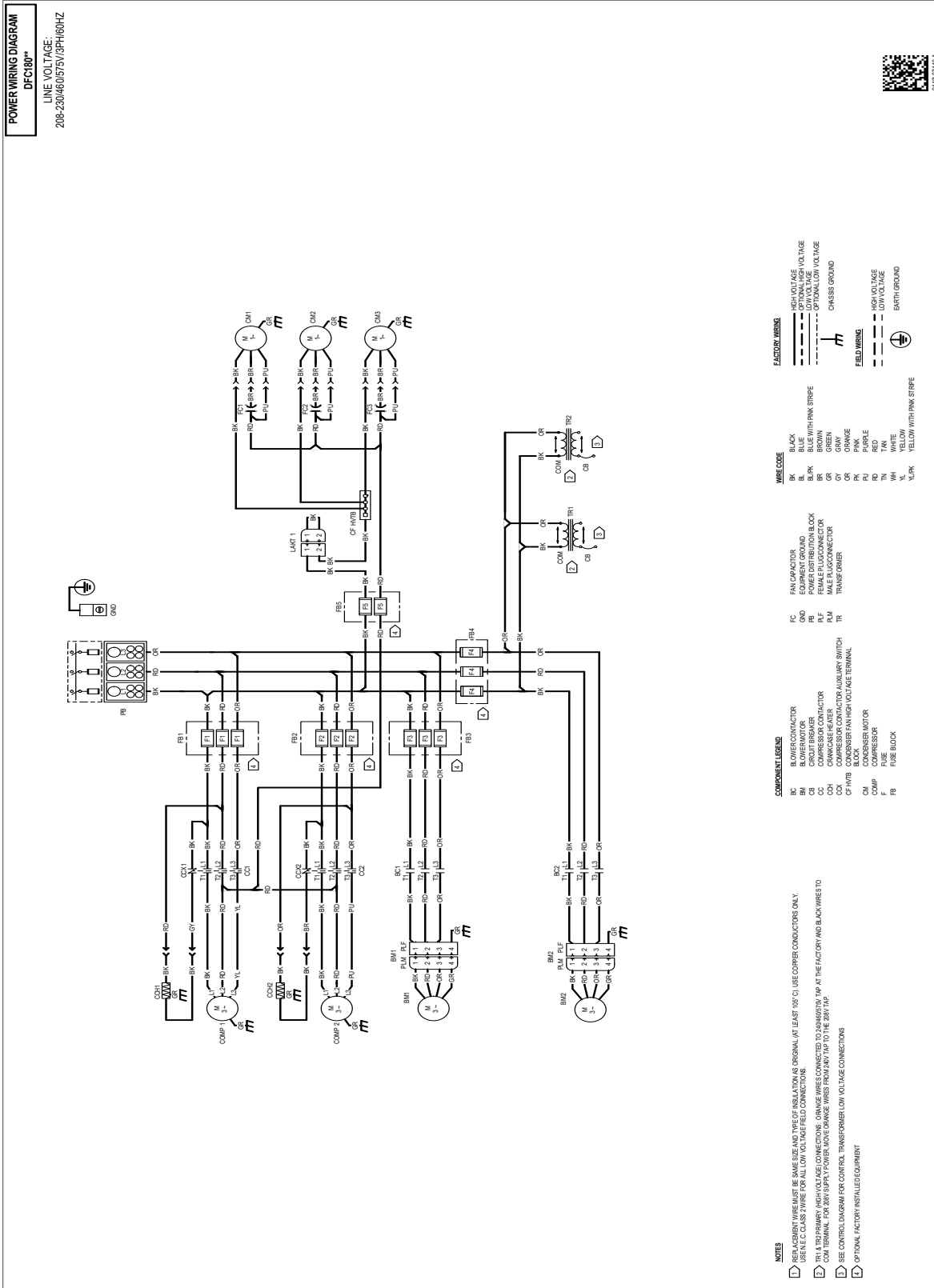
High Voltage: Disconnect all power before servicing or installing this unit. Multiple power sources may be present. Failure to do so may cause property damage, personal injury, or death.



WARNING

High Voltage: Disconnect all power before servicing or installing this unit. Multiple power sources may be present. Failure to do so may cause property damage, personal injury, or death.

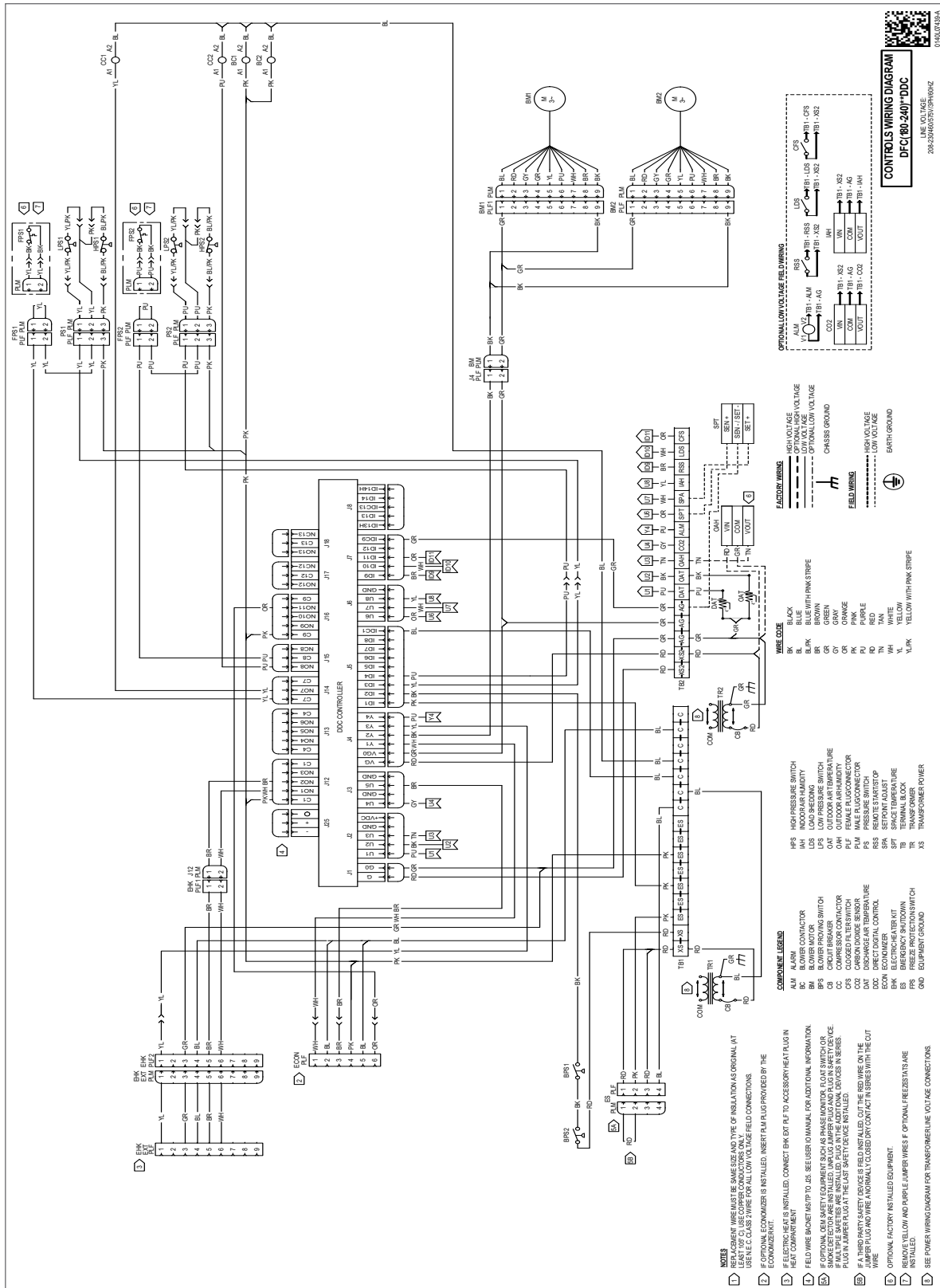
Wiring is subject to change. Always refer to the wiring diagram on the unit for the most up-to-date wiring.



WARNING

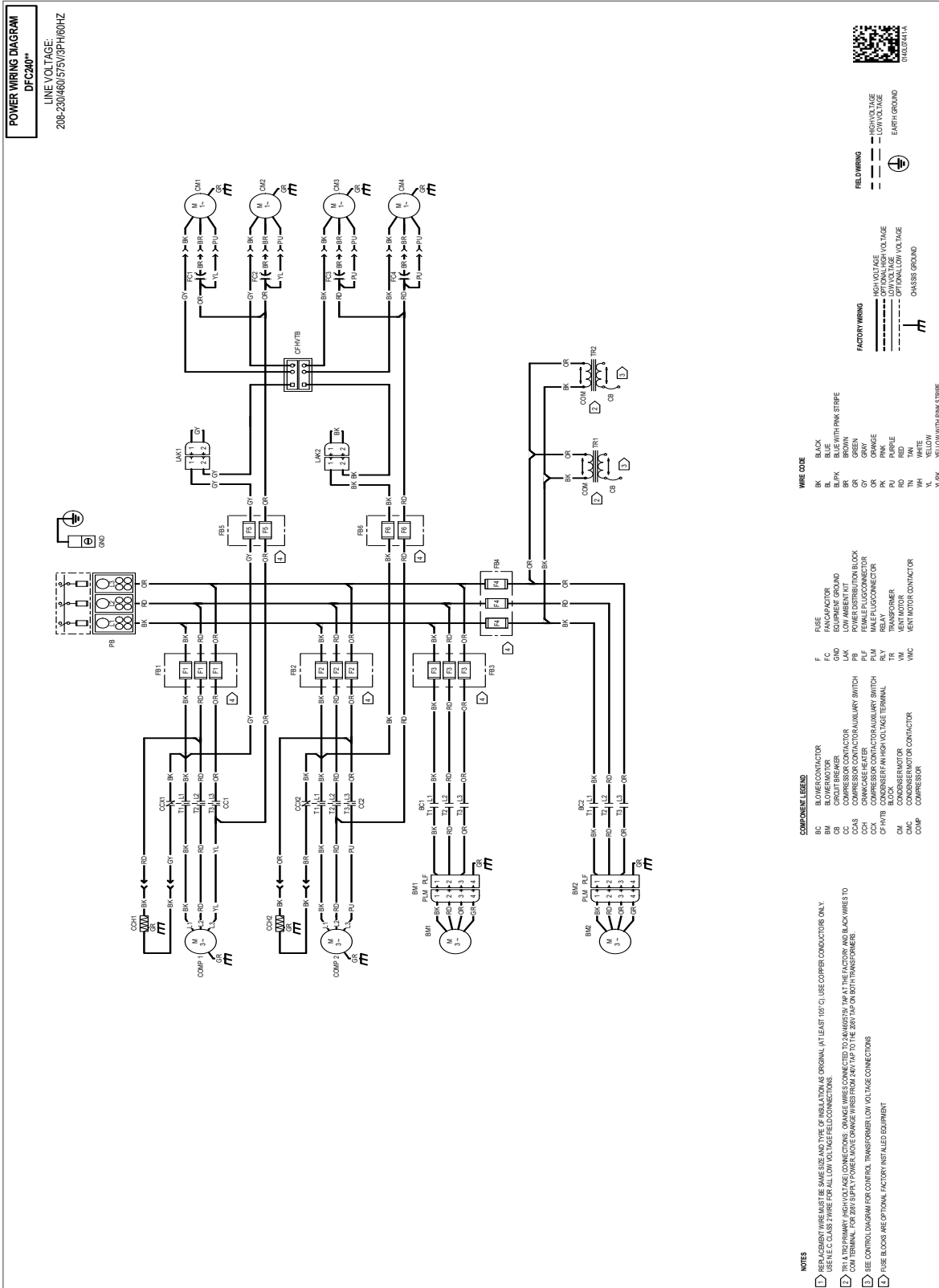
High Voltage: Disconnect all power before servicing or installing this unit. Multiple power sources may be present. Failure to do so may cause property damage, personal injury, or death.

Wiring is subject to change. Always refer to the wiring diagram on the unit for the most up-to-date wiring.



WARNING

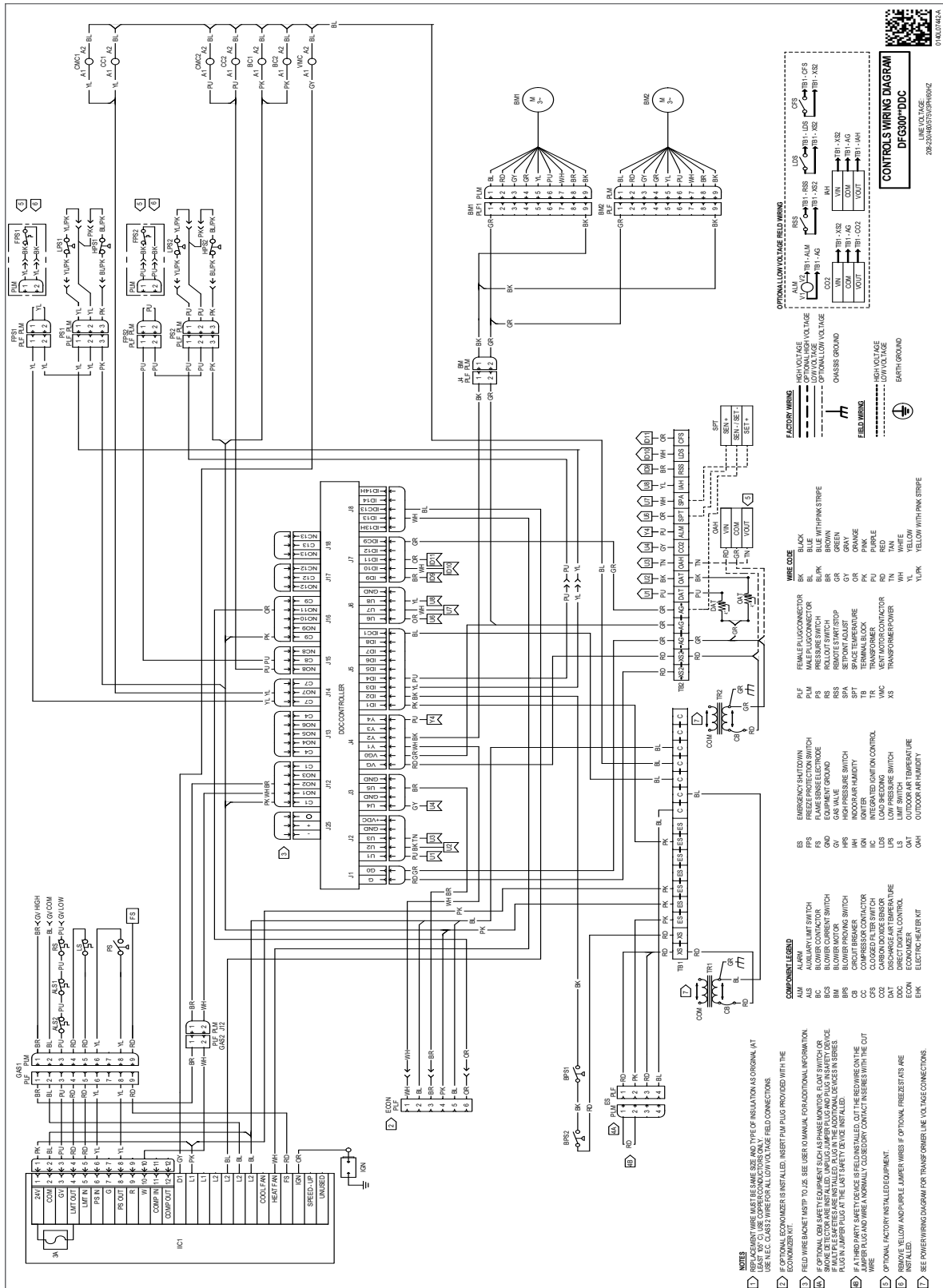
High Voltage: Disconnect all power before servicing or installing this unit. Multiple power sources may be present. Failure to do so may cause property damage, personal injury, or death.



WARNING

High Voltage: Disconnect all power before servicing or installing this unit. Multiple power sources may be present. Failure to do so may cause property damage, personal injury, or death.

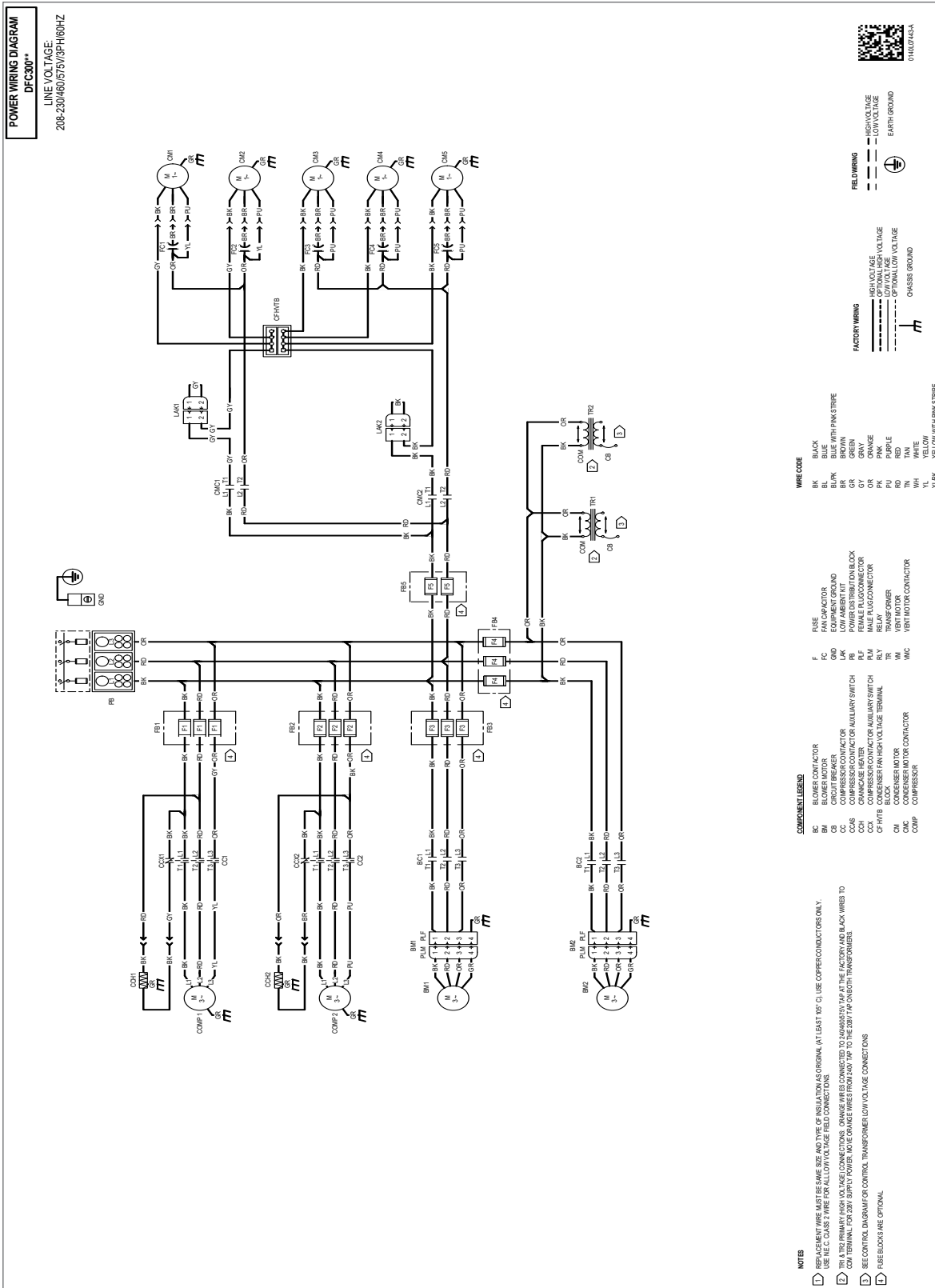
Wiring is subject to change. Always refer to the wiring diagram on the unit for the most up-to-date wiring.



WARNING

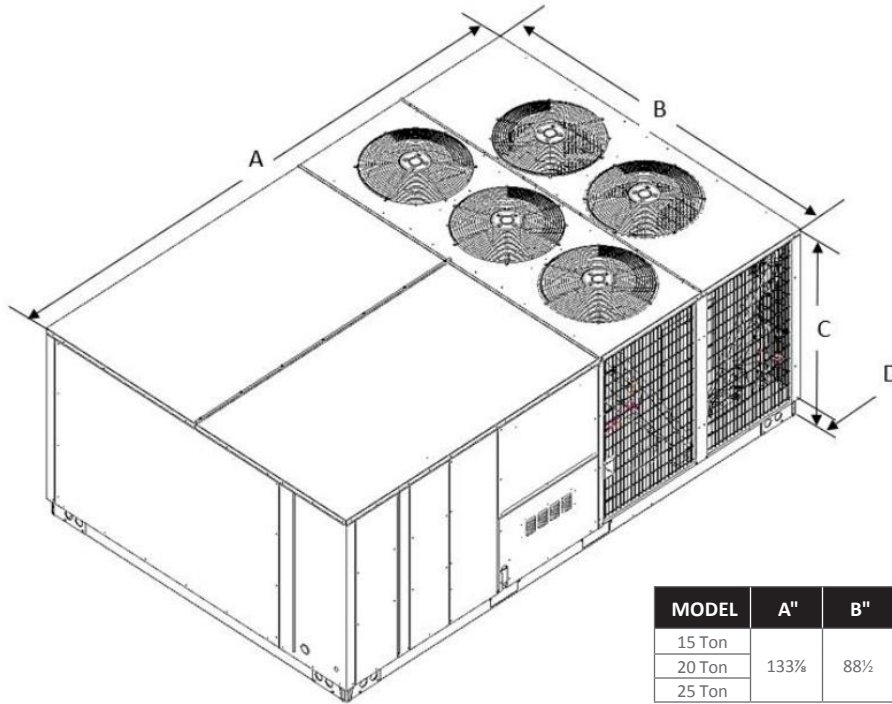
High Voltage: Disconnect all power before servicing or installing this unit. Multiple power sources may be present. Failure to do so may cause property damage, personal injury, or death.

Wiring is subject to change. Always refer to the wiring diagram on the unit for the most up-to-date wiring.



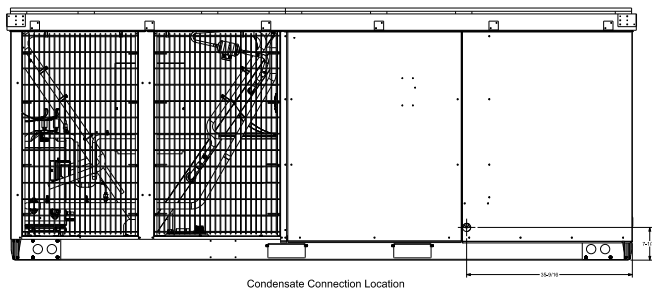
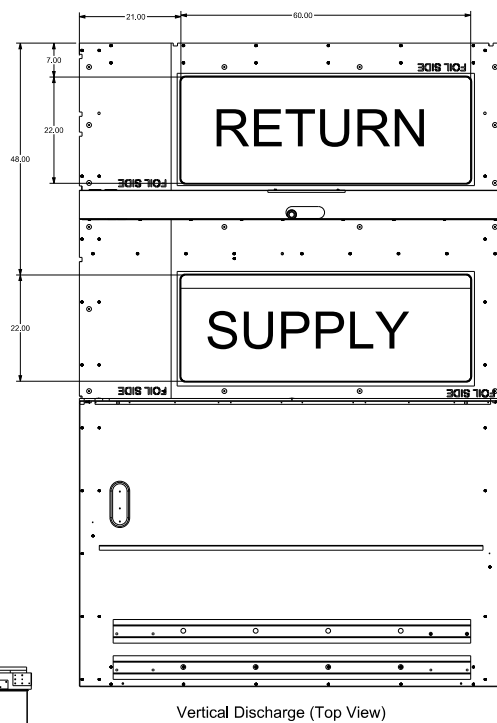
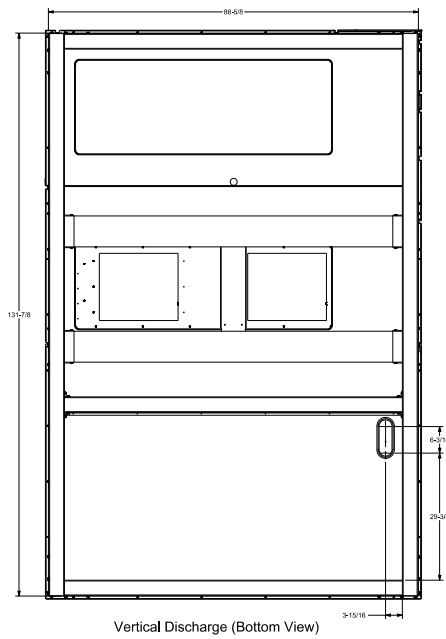
WARNING

Dimensional Data

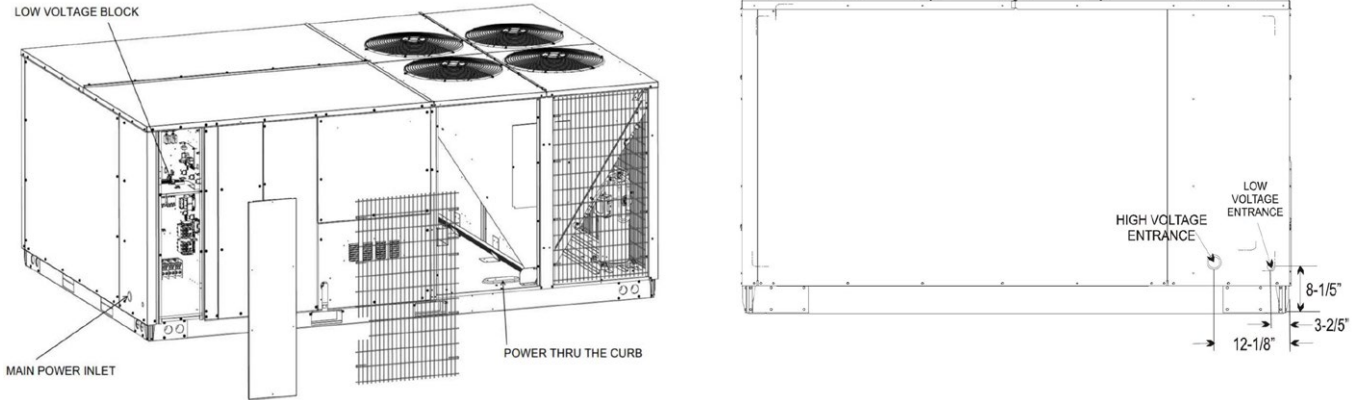


MODEL	A"	B"	C"	D"
15 Ton	133 $\frac{3}{8}$	88 $\frac{1}{2}$	51 $\frac{11}{16}$	5 $\frac{5}{32}$
20 Ton			51	
25 Ton			51	

NOTE: 15 ton has 3 fans; 20 ton has 4 fans; 25 ton has 5 fans

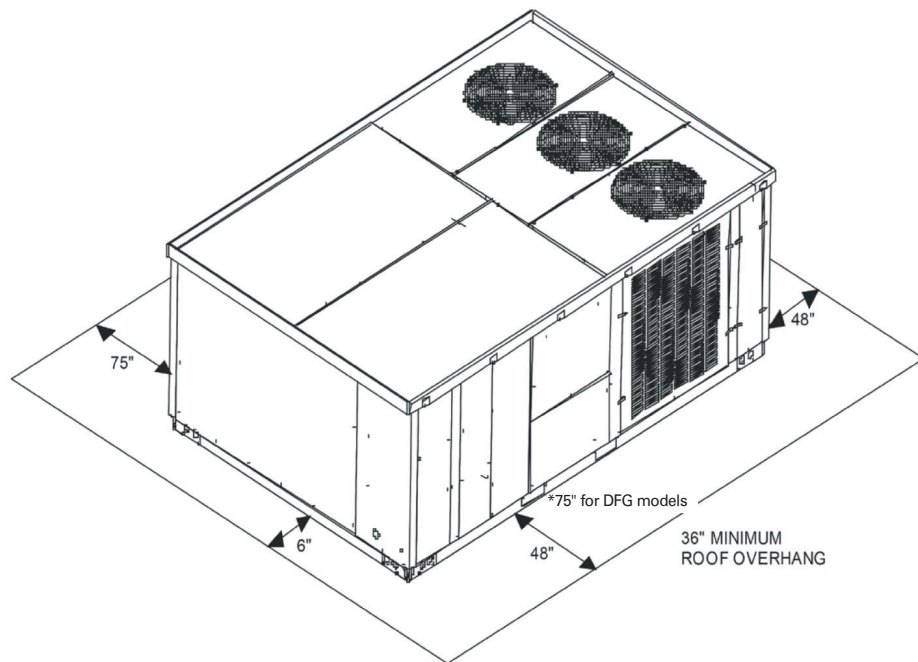


Electrical Entrance Locations



Service Clearance

Allow for recommended service clearances as shown in the image below. In situations that have multiple units, a 36" minimum clearance is required between the condenser coils. A clearance of 48" is recommended on all sides of the unit to allow service access and to ensure proper ventilation and condenser airflow. The top of the unit should be unobstructed. Provide a roof walkway along the sides of the unit for service and access to controls and components. Contact your Daikin sales representative for service requirements less than those recommended.



Unit Location

The structural engineer must verify that the roof has adequate support and ability to minimize deflection. Take extreme caution when using on a wooden roof structure. Unit condenser coils should be in a location that avoids any heated exhaust air.

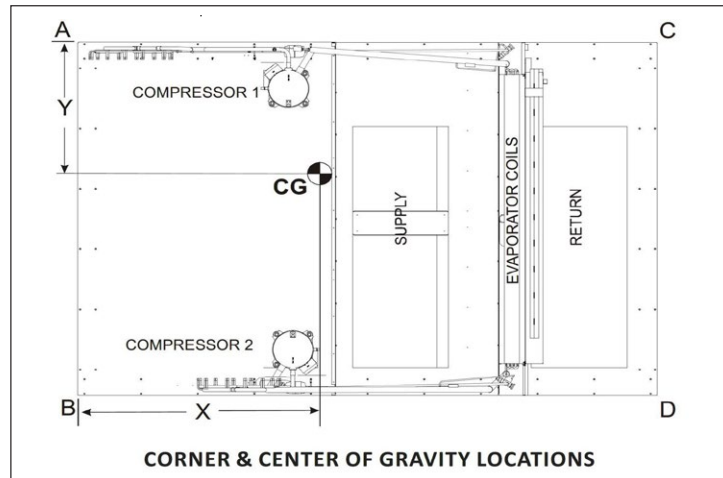
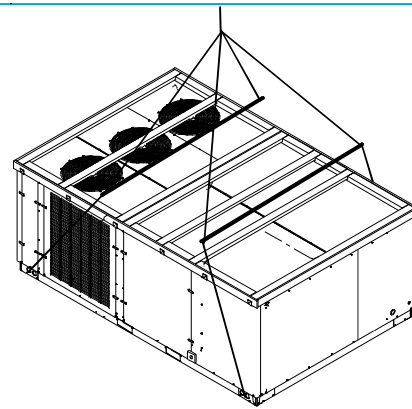
Allow sufficient space around the unit for maintenance/service clearance. Consult your Daikin sales representative if available clearances do not meet minimum recommendations.

Where code considerations, such as the NEC, require extended clearances, these take precedence.

Provisions for forks have been included in the unit base frame. No other fork locations are approved.

- » Unit must be lifted by the four lifting holes located at the base frame corners.
- » Lifting cables should be attached to the unit with shackles.
- » The distance between the crane hook and the top of the unit must not be less than 60".
- » Two spreader bars must span over the unit to prevent damage to the cabinet by the lift cables. Spreader bars must be of sufficient length so that cables do not come in contact with the unit during transport. Remove wood struts mounted beneath unit base frame before setting unit on roof curb. These struts are intended to protect unit base frame from forklift damage. To remove the struts, extract the sheet metal retainers and pull the struts through the base of the unit. Refer to rigging label on the unit.

Important: If using bottom discharge with roof curb, duct-work should be attached to the curb prior to installing the unit. Refer to the Roof Curb Installation Instructions for proper curb installation. Curbing must be installed in compliance with the National Roofing Contractors Association Manual. Lower unit carefully onto roof mounting curb. While rigging the unit, the center of gravity will cause the condenser end to be lower than the supply air end. Bring condenser end of unit into alignment with the curb. With condenser end of the unit resting on curb member and using curb as a fulcrum, lower opposite end of the unit until entire unit is seated on the curb. When a rectangular cantilever curb is used, take care to center the unit. Check for proper alignment and orientation of supply and return openings with duct. For further and more detailed information please refer to our Daikin Light Commercial Packaged unit IOD.



Roof Curb Installation

The roof curb is field-assembled and must be installed level (within 1/16" per foot side to side). A sub-base must be constructed by the contractor in applications involving pitched roofs. Gaskets are furnished and must be installed between the unit and curb. For proper installation, follow NRCA guidelines. In applications requiring post and rail installation, an I-beam securely mounted on multiple posts should support the unit on each side. In addition, the insulation on the underside of the unit should be protected from the elements. Applications in geographic areas subjected to seismic or hurricane conditions must meet code requirements for fastening the unit to the curb and the curb to the building structure.

Weights

MODEL	SHIPPING WEIGHT (LBS)	OPERATING WEIGHT (LBS)	CORNER WEIGHTS (LBS)				LENGTH X (in)	WIDTH Y (in)
			A	B	C	D		
DFC1803D000001S	1839	1724	486	410	395	433	69 ¹ / ₃	43
DFC1804D000001S	1839	1724	486	410	395	433	69 ¹ / ₃	43
DFC1807D000001S	1839	1724	486	410	395	433	69 ¹ / ₃	43
DFC2403D000001S	2108	1993	580	380	437	596	64 ⁷ / ₉	43 ¹ / ₂
DFC2404D000001S	2108	1993	580	380	437	596	64 ⁷ / ₉	43 ¹ / ₂
DFC2407D000001S	2108	1993	580	380	437	596	64 ⁷ / ₉	43 ¹ / ₂
DFC3003D000001S	2198	2083	446	499	621	517	60 ¹ / ₂	43
DFC3004D000001S	2198	2083	446	499	621	517	60 ¹ / ₂	43
DFC3007D000001S	2198	2083	446	499	621	517	60 ¹ / ₂	43

For details on accessories refer to document **PM-LC-ACCESSORIES**

