



5A, 125VAC
5VDC, 2.0A
Single pole, Dry contact



Swidget™ Auxiliary Control Switch

The Swidget Auxiliary Control Switch is a modular Smart Home enabled wall switch that can be wired for single pole or dry contact applications. The modularity allows a multitude of different functional Swidgets to be installed, creating unique Smart home functionalities like IAQ, motion or lighting. Many of the Swidget Inserts can be used on their own, like a nightlight or USB charger, or they can connect to Wi-Fi allowing you to control and monitor the switch. Inserts are safely and easily installed/removed from the body of the Swidget Auxiliary Control Switch without the use of any tools.

FEATURES

- Universal compatibility – user replaceable Swidget modules allow this to work with all wireless platforms, now or in the future.
- Plug and play Swidget features a wide range of function options spanning smart home and stand-alone applications.
- User-safe, employing a certified Class 2 power output for the Swidget cavity.
- Future proof – with the removable Swidget inserts you can upgrade, move, and reconfigure without re-wiring.
- Single pole and dry contact wiring, compatible for lighting and fan applications.
- UP/DOWN buttons with capability for automation programming.
- Complies with ASHRAE 62.2 when used with an ASHRAE 62.2 compliant fan / ERV / HRV.

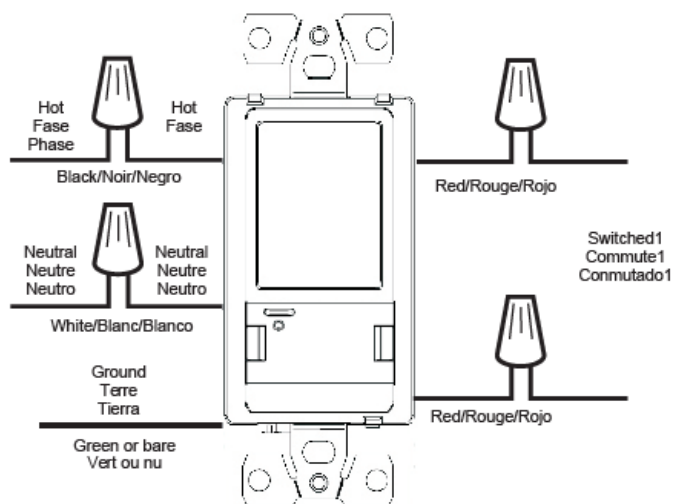
ARCHITECTURAL SPECIFICATIONS

Auxiliary control switch must use a simple 4-wire interface, making installation simple for any single pole or dry contact application. Installation of a Swidget Insert turns this into a powerful and flexible Smart Home device. The interchangeability of the Swidget Inserts ensures that this will work with any of the Smart Home wireless systems now or in the future. Swidget Auxiliary Switch must have the ability to allow interchangeable Swidget Inserts to be installed, removed or replaced. Insert options include: Air Quality sensor; Temperature/Humidity/Motion sensor; Temperature/Humidity sensor; Motion sensor; Power Out Light; Guide Light; USB Charger, and Power Control.

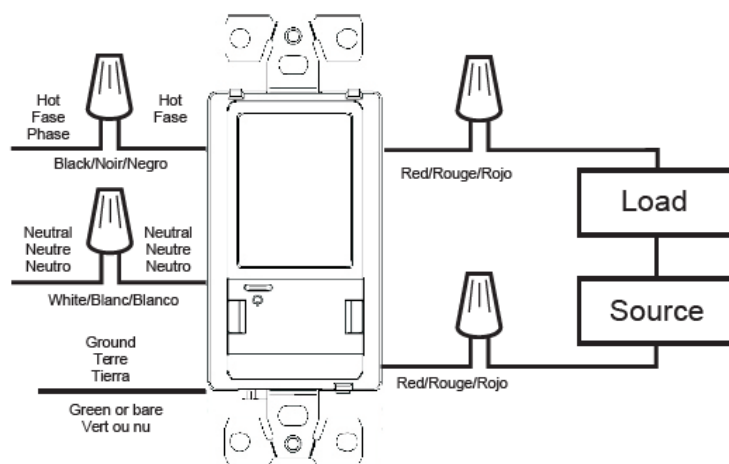
SPECIFICATIONS

Product Number	S16009WA (White)
Input Power Rating	125VAC, 5A
LED/CFL Load Rating Incandescent/Halogen Load Rating Horsepower Load Rating	300W 600W 0.3HP
Wiring Type	Pre-stripped wire leads (Line/Neutral/Switch) #16 AWG (Stranded), Ground screw
Switch Configuration	Single pole, dry contact
Testing and Code Compliance	UL1310/UL60730-1 CSA 22.2 #223/E60730-1 (Canada and US)
Flammability	UL94 5VA
Environmental	Indoor installation only
Operating Temperature	14F to 104F (-10C to 40C)
Insert Voltage Output	Nominal 5VDC (+/- 5%)
Insert DC Protection	CLASS 2 - Current limiting and thermal shutdown protection
Insert Current Output	Constant current maximum 2.0A
Warranty	5 years

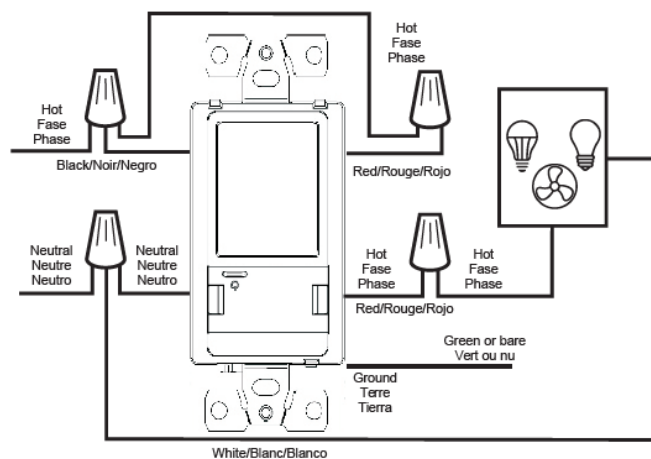
WIRING DIAGRAMS



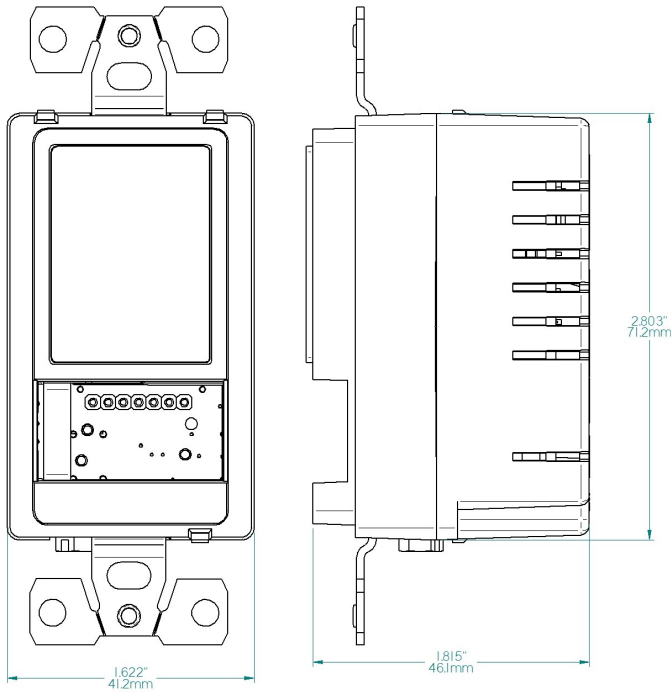
Single Pole, Dry-Contact



Relay Load Connection



Single Pole, 125VAC

DIMENSIONS


The Swidget Platform is a modular Smart Home enabled system comprised of Wall Switches and Outlets. The modularity of the base devices allows for easy after-market installation of a Swidget Insert that can enable the wireless control and power monitoring of receptacles and switches, in addition to providing other sought-after functions like IAQ, motion or lighting.

Inserts are sold separately. Each insertable module carries a Two(2) year Warranty. Options include:



Motion Sensor
WI004UWA



Temp/Humi Sensor
WI005UWA



Temp/Humi/Motion Sensor
WI006UWA




Air Quality Sensor
WI008UWA



Power Control
WI000UWA



USB Charger
WI001UWA



Guide Light
WI002UWA



Power Out Light
WI003UWA