

**Features**

- Metal construction
- Quarter-turn washerless ceramic disc valves

**Material**

- Brass valve bodies

**Installation**

- For 8" - 16" (203 - 406 mm) centers

**Required Products/Accessories**

- K-72758 widespread bathroom sink spout  
or  
K-72759 Widespread bathroom sink spout  
or  
K-72760 widespread bathroom sink spout  
or  
K-72761 widespread bathroom sink spout

**Recommended Products/Accessories**

- K-23723 Faucet cleaner  
K-72567 18" Towel Bar  
K-72568 24" Towel Bar  
K-72570 24" Double Towel Bar  
K-72571 Towel Ring  
K-72572 Robe Hook  
K-72573 Pivoting toilet paper holder  
K-72576 Toilet paper carriage



ADA

CSA B651

OBC

**Codes/Standards**







ASME A112.18.1/CSA B125.1  
NSF/ANSI/CAN 61  
NSF/ANSI/CAN 372  
All applicable US Federal and State material regulations  
ADA  
ICC/ANSI A117.1  
CSA B651  
OBC

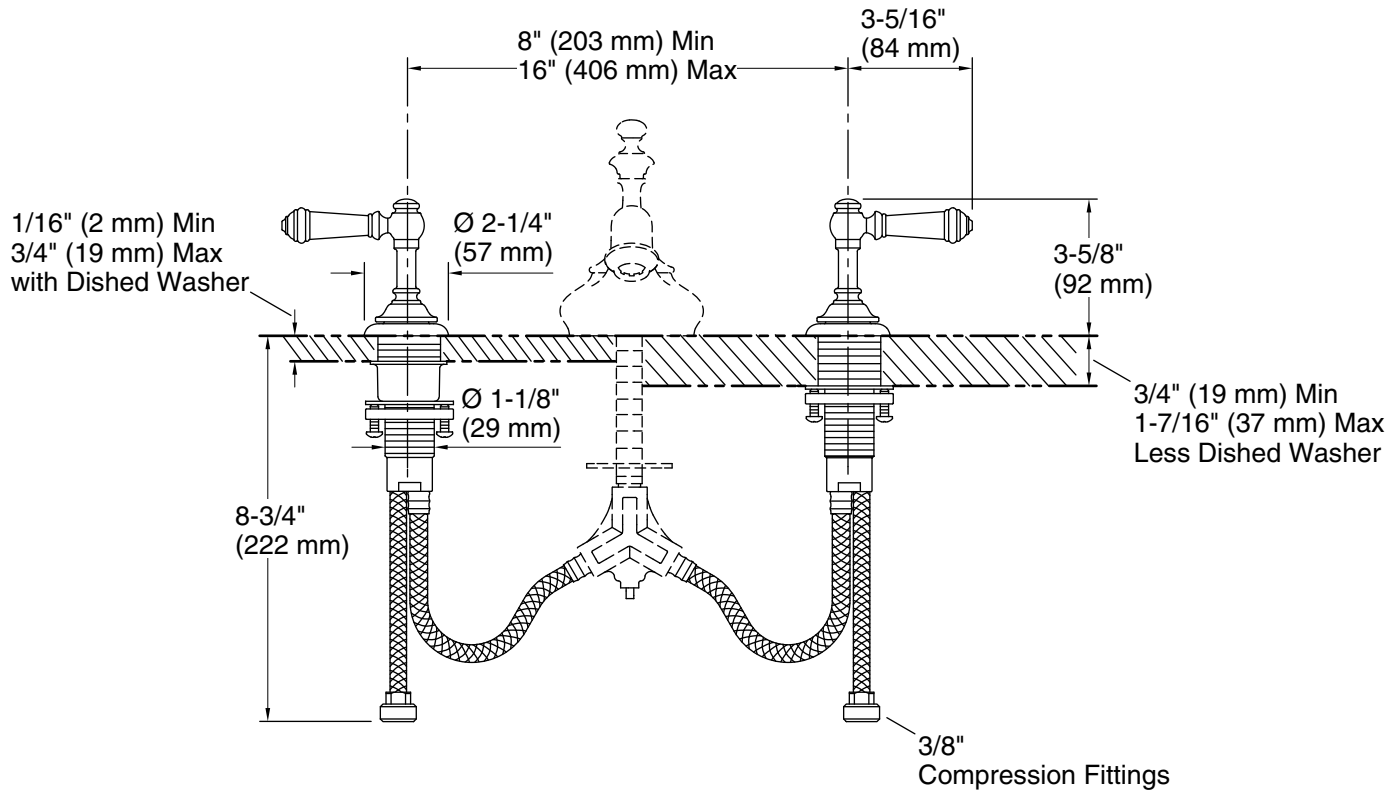
**KOHLER® Faucet Lifetime Limited Warranty**

See website for detailed warranty information.

**Available Colors/Finishes**

*Color tiles intended for reference only.*

Color	Code	Description
	CP	Polished Chrome
	SN	Vibrant® Polished Nickel
	BN	Vibrant® Brushed Nickel
	BV	Vibrant® Brushed Bronze
	2BZ	Oil-Rubbed Bronze
	2MB	Vibrant® Brushed Moderne Brass



## Technical Information

All product dimensions are nominal.

## Notes

Install this product according to the installation guide.

ADA compliant for handles only.

ADA, OBC, CSA B651 compliant when installed to the specific requirements of these regulations.