




MEDICINE CABINETS

SPECIFICATION SHEET

**FM2430CC2BKF
FRAMED MIRROR**

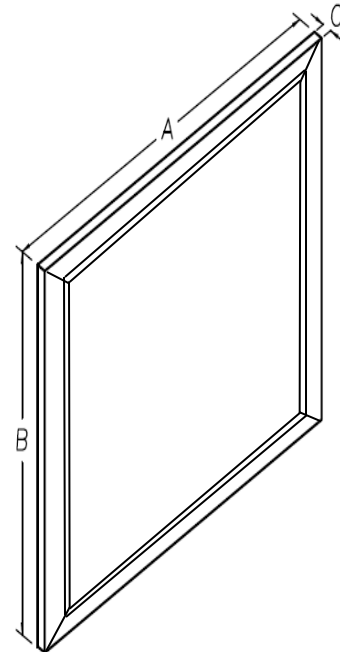
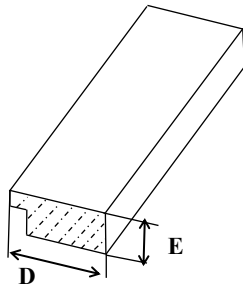


FEATURES/TYPICAL SPECIFICATIONS

- Surface Mount Installation
- 1/8" thick float glass mirror with clean cut edge, 4 sides
- 2.000" X 0.773" Flat Black Molding
- Anti-theft security mounting hardware that includes 4 hangers to allow for versatility of hanging direction
- Finished edge 40# Kraft paper backing
- Overall Frame Size: 23.938" X 29.938" X 0.773"
- Pallet quantity = 24 units (2 layers, 12 per layer)

Finishes:

Housing: N/A
 Mirror: Clean Cut
 Frame: BLACK



| Model # | Description | Dimensions In Inches | |
|----------|-----------------------|----------------------|-------|
| | | D | E |
| B7079913 | MOLDING 2" FLAT BLACK | 2.000 | 0.773 |

| Model # | Description | Dimensions In Inches | | |
|--------------|-----------------------------------|----------------------|--------|-------|
| | | A | B | C |
| FM2430CC2BKF | FRAMED MIRROR 24X30 BLACK FLAT | 23.938 | 29.938 | 0.773 |

| REFERENCE | QTY. | REMARKS | Project |
|-----------|------|---------|--|
| | | | Location |
| | | | Architect |
| | | | Engineer |
| | | | Contractor |
| | | | Submitted by Date |

* All models and material specifications are subject to change or withdrawal without notice.

SFM2430CC2BKF_A00