

SINGLE PACKAGE HEAT PUMP ROOFTOP UNITS WITH X-VANE FAN TECHNOLOGY, 3 to 5 TONS

The 3 to 6 ton RHV packaged heat pump rooftop units (RTU) with X-Vane Fan Technology were designed by customers for customers and integrate new technology to provide value added benefits never seen in this type of equipment before.

New major design features include:

- Patented, industry's first efficient indoor fan system using Vane Axial fan with electronically commutated variable speed motor
- Reliable fixed speed scroll compressor on 3-5 ton sizes and 2 stage scroll technology on 6 ton sizes
- Upgraded unit control board with intuitive indoor fan adjustment
- Reliable copper tube/aluminum fin condenser coil with 5/16 in. tubing to help reduce refrigerant charge versus prior designs
- New outdoor fan system with rugged — lightweight high impact composite fan blade

RHV units up to 6 tons are specifically designed to fit on our roof curbs that were installed back to 1989, which makes replacement easy and eliminates the need for curb adapters or changing utility connections.

Single-stage units deliver efficiencies of up to 14.3 SEER and 8.2 HSPF on 3-phase products and 13.4 SEER2 and 7.0 HSPF2 on single-phase products. Two-stage units deliver up to 15.0 IEER. All models are capable of either vertical or horizontal airflow.

The RHV rooftop unit (RTU) was designed by customers for customers. With "no-strip" screw collars, handled access panels, and more, the unit is easy to install, easy to maintain, and easy to use. Precisely sized Suction Line Accumulator to help insure reliable operation at unit operation conditions.



RHV036-072

X-Vane Fan™

Installation ease

All RHV036-072 units are field-convertible to horizontal airflow, which makes it easy to adjust to unexpected jobsite complications. Lighter units make for easy replace. Simple, fast plug-in connections to the standard integrated unit control board (UCB). Clearly labeled connections points to reduce installation time. Also, a large control box provides room to work and room to mount accessory controls.

Easy to maintain

With the new X-Vane vane axial fan system and direct drive ECM motor, there is no longer a need to adjust belts or pulleys as in past designs. This frees up maintenance and installation time.

Easy access handles provide quick and easy access to all normally serviced components. Our "no-strip" screw system has superior holding power and guides screws into position while preventing the screw from stripping the unit's metal.

Sloped, corrosion resistant composite drain pan sheds water; and won't rust.

Easy to use

The newly re-designed Unit Control Board puts all connections and troubleshooting points in one convenient place. Most low voltage connections are made to the same board and make it easy to access it. Setting up the fan is simple by an intuitive switch and rotary dial arrangement. RHV rooftops have high and low pressure switches, a filter drier, and 2-in. filters standard.

X-Vane Fan Technology

Direct drive X-Vane Fan Technology indoor fan system uses Vane Axial fan design and direct drive electronically commutated motors.

This new Vane Axial design over past belt drive systems has 75% fewer moving parts, uses up to 40% less energy and has no fan belts, blower bearings and shaft.

Table of contents

| | PAGE | | PAGE |
|---------------------------------|------|-------------------------------|------|
| FEATURES/BENEFITS | 2 | PERFORMANCE DATA | 17 |
| MODEL NUMBER NOMENCLATURE | 3 | FAN DATA | 29 |
| CAPACITY RATINGS | 4 | ELECTRICAL DATA | 58 |
| PHYSICAL DATA | 7 | TYPICAL WIRING DIAGRAMS | 78 |
| OPTIONS AND ACCESSORIES | 9 | SEQUENCE OF OPERATION | 85 |
| BASE UNIT DIMENSIONS | 13 | APPLICATION DATA | 87 |
| ACCESSORY DIMENSIONS | 16 | GUIDE SPECIFICATIONS | 88 |

Features/Benefits

Value-added features include:

- R-410A refrigerant
- Single point electrical connections
- 3 to 5 ton models use fixed refrigerant metering devices and 6 ton models use a TXV
- Scroll compressors with internal line-break overload protection
- Easy access tool-less filter door. Filter track tilts out for filter removal and replacement. All filters are the same size in each unit.

Streamlined control and integration

Our controllers make connecting RHV rooftops into existing building automation systems easy. The units are compatible with conventional thermostat controls and third-party Building Management Systems.

Operating efficiency and flexibility

The RHV rooftops meet ASHRAE (American Society of Heating, Refrigerating, and Air-Conditioning Engineers) 90.1-2016, IECC[®]1-2018 (International Energy Conservation Code) minimum efficiency requirements.

Field convertible airflow

All RHV 3 to 6 ton units are field-convertible to horizontal airflow, which makes it easy to adjust to unexpected jobsite complications.

Comfort control

Our Round Tube Plate Fin coil design helps maximize heat transfer and reliable operation.

1. Third-party trademarks and logos are property of their respective owners.

Model number nomenclature

RHV Model Number Nomenclature

| MODEL SERIES | R | H | V | 0 | 6 | 0 | L | 0 | D | A | 0 | A | A | A |
|---|---|------------------------|---|---|---|---|---|---|---|----|----|----|----|--|
| Position Number | 1 | 2 | 3 | 4 | 5 | 6 | 7 | 8 | 9 | 10 | 11 | 12 | 13 | 14 |
| R = Rooftop | | | | | | | | | | | | | | |
| H = Heat Pump | | Type | | | | | | | | | | | | |
| V = Standard Efficiency 14.0 SEER (036-060) 13.4 SEER2 (036-060) 15.2 IEER (072) | | Unit Efficiency | | | | | | | | | | | | |
| 036 = 36,200 BTUH = 3 Tons ¹ 048 = 49,500 BTUH = 4 Tons 060 = 60,500 BTUH = 5 Tons ¹ 072 = 71,000 BTUH = 6 Tons | | | | | | | | | | | | | | |
| 049 = 48,000 BTUH = 4 Tons (single phase only) ² | | | | | | | | | | | | | | |
| | | | | | | | | | | | | | | Nominal Cooling Capacity |
| K = 208/230-1-60 ³ H = 208/230-3-60 L = 460-3-60 S = 575-3-60 | | | | | | | | | | | | | | |
| | | | | | | | | | | | | | | Voltage |
| 0 = No Heat | | | | | | | | | | | | | | Heating Capacity |
| D = Direct Drive X-Vane™ Fan — Standard Static E = Direct Drive X-Vane Fan — High Static F = Direct Drive X-Vane Fan — Medium Static | | | | | | | | | | | | | | Motor Option (Indoor Fan) |
| A = None B = Economizer with Barometric relief, OA Temp sensor E = Economizer with Barometric relief + CO ₂ sensor, OA Temp sensor H = Economizer with Barometric relief, enthalpy sensor L = Economizer with Barometric relief + CO ₂ sensor, enthalpy sensor P = Two-Position Damper (036-060 models only) U = Temp Ultra Low Leak Economizer with Barometric relief W = Enthalpy Ultra Low Leak Economizer with Barometric relief | | | | | | | | | | | | | | Outdoor Air Options / Control |
| 0A = No Options 4B = Non Fused Disconnect Switch AA = Hinged Access Panels AT = Un-Powered Convenience Outlet BB = Powered Convenience Outlet BP = Return Air Smoke Detector BR = Supply Air Smoke Detector CJ = Condensate Overflow Switch | | | | | | | | | | | | | | Factory-Installed Options |
| A = Aluminum / Copper Cond and Evap Coil B = Precoat Alum/Copper Cond with Alum / Copper Evap (3 phase only) C = E-Coated Alum/Copper Cond with Alum / Copper Evap (3 phase only) D = E-Coated Alum / Copper Cond and Evap (3 phase only) E = Copper/Copper Cond and Alum/Copper Evap (3 phase only) F = Copper/Copper Cond and Evap (3 phase only) | | | | | | | | | | | | | | Condenser / Evaporator Coil Configuration |
| A = Economizer control (W7212) for EconoMiZer® IV (036-060 models) B = Economizer control (W7220) for EconoMiZer X (036-072 models) | | | | | | | | | | | | | | Economizer Control |

¹ When the single-phase voltage option is chosen, this unit meets Department of Energy 2023 SEER2 requirements.

² This option is single-phase only and meets Department of Energy 2023 SEER2 requirements.

³ The following are not available as factory-installed options for models with this voltage code: coated or copper fin coils, economizers and two-position damper, powered convenience outlet, Hot Gas Re-Heat.

Capacity ratings

RHV036/049/060K 1-Phase AHRI Ratings — Cooling Mode^{a,b,c,d}

| UNIT | VOLTAGE | COOLING STAGES | NOMINAL CAPACITY (tons) | NET COOLING CAPACITY 2 (MBtuh) | TOTAL POWER 2 (kW) | SEER2 | EER2 |
|--------|---------|----------------|-------------------------|--------------------------------|--------------------|-------|------|
| RHV036 | K | 1 | 3 | 35.0 | 3.0 | 13.4 | 11.5 |
| RHV049 | K | 1 | 4 | 47.0 | 4.2 | 13.4 | 11.2 |
| RHV060 | K | 1 | 5 | 59.5 | 5.3 | 13.4 | 11.2 |

NOTE(S):

- Rated in accordance with AHRI Standards 210/240 (036-060 size).
- Rating are based on:
Cooling Standard: 80°F (27°C) db, 67°F (19°C) wb indoor air temperature and 95°F (35°C) db outdoor air temperature.
- Units comply with ASHRAE 90.1-2016 (American Society of Heating, Refrigerating, and Air-Conditioning Engineers) and DOE-2023 (Department of Energy) Energy Standard for minimum SEER2 and EER2 requirements.
- RHV units comply with US Energy Policy Act (2005). To evaluate code compliance requirements, refer to state and local codes.

RHV036/048/060/072(H/L/S) 3-Phase AHRI Ratings — Cooling Mode^{a,b,c,d}

| UNIT | VOLTAGE | COOLING STAGES | NOM. CAPACITY (tons) | NET COOLING CAPACITY (MBtuh) | TOTAL POWER (kW) | SEER | EER | IEER WITH 2-SPEED |
|--------|---------|----------------|----------------------|------------------------------|------------------|------|------|-------------------|
| RHV036 | H, L, S | 1 | 3 | 36.2 | 3.1 | 14.3 | 11.8 | — |
| RHV048 | H, L, S | 1 | 4 | 49.5 | 4.2 | 14.3 | 11.8 | — |
| RHV060 | H, L, S | 1 | 5 | 60.5 | 5.1 | 14.3 | 11.8 | — |
| RHV072 | H, L, S | 2 | 6 | 71.0 | 6.3 | — | 11.2 | 15.0 |

NOTE(S):

- Rated in accordance with AHRI Standards 210/240 (036-060 size) and 340/360 (072 size).
- Rating are based on:
Cooling Standard: 80°F (27°C) db, 67°F (19°C) wb indoor air temperature and 95°F (35°C) db outdoor air temperature.
- Units comply with ASHRAE 90.1-2016 (American Society of Heating, Refrigerating, and Air-Conditioning Engineers) requirements, as well as DOE-2018 (Department of Energy) Energy Standard for minimum SEER and EER and DOE-2023 Energy Standards for minimum SEER2 and EER2 requirements. ASHRAE 90.1 requires M1 ratings on 3-phase models.
- RHV units comply with US Energy Policy Act (2005). To evaluate code compliance requirements, refer to state and local codes.

LEGEND

- AHRI** — Air Conditioning, Heating and Refrigeration Institute
EER — Energy Efficiency Ratio
IEER — Integrated Energy Efficiency Ratio
MBtuh — Btuh in Thousands
SEER — Seasonal Energy Efficiency Ratio



Capacity ratings (cont)

RHV036/049/060K 1-Phase AHRI Ratings — Heating Mode^{a,b,c,d}

| UNIT | VOLTAGE | HSPF2 | HIGH HEATING CAPACITY 2 (MBtuh) | HIGH HEAT COP 2 | LOW HEATING CAPACITY 2 (MBtuh) | LOW HEAT COP 2 |
|--------|---------|-------|---------------------------------|-----------------|--------------------------------|----------------|
| RHV036 | K | 6.7 | 34.0 | 3.6 | 17.0 | 2.10 |
| RHV049 | K | 7.0 | 46.0 | 3.6 | 24.0 | 2.28 |
| RHV060 | K | 7.0 | 56.5 | 3.7 | 30.0 | 2.30 |

NOTE(S):

- Rated in accordance with AHRI Standards 210/240 (036-060 size).
- Rating are based on:
 - Cooling Standard:** 80°F (27°C) db, 67°F (19°C) wb indoor air temperature and 95°F (35°C) db outdoor air temperature.
 - High Temperature Heating Ratings: 47°F (8°C) db, 43°F (6°C) wb outdoor air temperature and 70°F (21°C) entering indoor coil air.
 - Low Temperature Heating Ratings: 17°F (-8°C) db, 15°F (-9°C) wb outdoor air temperature and 70°F (21°C) entering indoor coil air.
- Units comply with ASHRAE 90.1-2016 (American Society of Heating, Refrigerating, and Air-Conditioning Engineers) and DOE-2023 (Department of Energy) Energy Standard for minimum SEER2 and EER2 requirements.
- RHV units comply with US Energy Policy Act (2005). To evaluate code compliance requirements, refer to state and local codes.

RHV036/048/060/072(H/L/S) 3-Phase AHRI Ratings — Heating Mode^{a,b,c,d}

| UNIT | VOLTAGE | HSPF | HIGH HEATING CAPACITY (MBtuh) | HIGH HEAT COP | LOW HEATING CAPACITY (MBtuh) | LOW HEAT COP |
|--------|---------|------|-------------------------------|---------------|------------------------------|--------------|
| RHV036 | H, L, S | 8.2 | 34.0 | 3.7 | 17.0 | 2.25 |
| RHV048 | H, L, S | 8.2 | 46.0 | 3.7 | 23.6 | 2.28 |
| RHV060 | H, L, S | 8.2 | 56.5 | 3.8 | 30.0 | 2.30 |
| RHV072 | H, L, S | — | 64.5 | 3.6 | 35.0 | 2.40 |

NOTE(S):

- Rated in accordance with AHRI Standards 210/240 (036-060 size) and 340/360 (072 size).
- Rating are based on:
 - Cooling Standard:** 80°F (27°C) db, 67°F (19°C) wb indoor air temperature and 95°F (35°C) db outdoor air temperature.
 - High Temperature Heating Ratings: 47°F (8°C) db, 43°F (6°C) wb outdoor air temperature and 70°F (21°C) entering indoor coil air.
 - Low Temperature Heating Ratings: 17°F (-8°C) db, 15°F (-9°C) wb outdoor air temperature and 70°F (21°C) entering indoor coil air.
- Units comply with ASHRAE 90.1-2016 (American Society of Heating, Refrigerating, and Air-Conditioning Engineers) requirements, as well as DOE-2018 (Department of Energy) Energy Standard for minimum SEER and EER and DOE-2023 Energy Standards for minimum SEER2 and EER2 requirements. ASHRAE 90.1 requires M1 ratings on 3-phase models.
- RHV units comply with US Energy Policy Act (2005). To evaluate code compliance requirements, refer to state and local codes.

LEGEND

- AHRI** — Air Conditioning, Heating and Refrigeration Institute
- COP** — Coefficient of Performance
- EER** — Energy Efficiency Ratio
- HSPF** — Heating Seasonal Performance Factor
- MBtuh** — Btuh in Thousands
- SEER** — Seasonal Energy Efficiency Ratio



Capacity ratings (cont)

Sound Ratings Table^{a,b,c}

| UNIT | COOLING STAGES | OUTDOOR SOUND (dB) AT 60 Hz | | | | | | | | |
|------------|----------------|-----------------------------|------|------|------|------|------|------|------|------|
| | | A-WEIGHTED | 63 | 125 | 250 | 500 | 1000 | 2000 | 4000 | 8000 |
| RHV036 | 1 | 75.4 | 81.8 | 81.8 | 77.0 | 72.6 | 69.9 | 64.6 | 59.3 | 55.6 |
| RHV048/049 | 1 | 79.0 | 85.6 | 84.7 | 80.5 | 76.0 | 72.4 | 68.0 | 62.8 | 59.3 |
| RHV060 | 1 | 79.0 | 85.6 | 84.7 | 80.5 | 76.0 | 72.4 | 68.0 | 62.8 | 59.3 |
| RHV072 | 2 | 79.0 | 85.6 | 84.7 | 80.5 | 76.0 | 72.4 | 68.0 | 62.8 | 59.3 |

NOTE(S):

- a. Outdoor sound data is measured in accordance with AHRI.
- b. Measurements are expressed in terms of sound power. Do not compare these values to sound pressure values because sound pressure depends on specific environmental factors which normally do not match individual applications. Sound power values are independent of the environment and therefore more accurate.
- c. A-weighted sound ratings filter out very high and very low frequencies, to better approximate the response of "average" human ear. A-weighted measurements for RHV units are taken in accordance with AHRI.

LEGEND

dB — Decibel

Minimum - Maximum Airflow Ratings (cfm) — Cooling Units and Accessory Electric Heat

| UNIT | COOLING | | | | ELECTRIC HEAT ^a | |
|------------|-----------------------|-------------------------------------|--------------------------------------|-----------------------|----------------------------|-----------------------|
| | Minimum Airflow (cfm) | Minimum 2-Speed Airflow (low speed) | Minimum 2-Speed Airflow (high speed) | Maximum Airflow (cfm) | Minimum Airflow (cfm) | Maximum Airflow (cfm) |
| RHV036 | 900 | — | — | 1500 | 900 | 1500 |
| RHV048/049 | 1200 | — | — | 2000 | 1200 | 2000 |
| RHV060 | 1500 | — | — | 2500 | 1500 | 2500 |
| RHV072 | 1800 | 1200 | 1800 | 3000 | 1800 | 3000 |

NOTE(S):

- a. Electric heat modules are available as field-installed accessories for RHV units.

Physical data

RHV Physical Data

| RHV UNIT | RHV036 | RHV048 | RHV049 | RHV060 | RHV072 |
|--|---------------|---------------|----------------|----------------|------------------------|
| NOMINAL TONS | 3 | 4 | 4 | 5 | 6 |
| BASE UNIT OPERATING WT (lb)^a | 467 | 473 | 473 | 584 | 589 |
| REFRIGERATION SYSTEM | | | | | |
| No. Circuits/No. Compressors/Type | 1 / 1/ Scroll | 1 / 1/ Scroll | 1 / 1 / Scroll | 1 / 1 / Scroll | 1 / 1 / 2-Stage Scroll |
| R-410A Charge (lb-oz) | 8-0 | 11-13 | 11-12.8 | 14-13 | 16-0 |
| Metering Device | Acutrol | Acutrol | Acutrol | Acutrol | TXV |
| High-Pressure Trip/Reset (psig) | 630/505 | 630/505 | 630/505 | 630/505 | 630/505 |
| Low-Pressure Trip/Reset (psig) | 54/117 | 54/117 | 54/117 | 54/117 | 54/117 |
| EVAPORATOR COIL (Indoor) | | | | | |
| Material (Tube/Fin) | Cu/Al | Cu/Al | Cu/Al | Cu/Al | Cu/Al |
| Coil Type | 3/8 in. RTPF | 3/8 in. RTPF | 3/8 in. RTPF | 3/8 in. RTPF | 3/8 in. RTPF |
| Rows/FPI | 3/15 | 3/15 | 3/15 | 4/15 | 4/15 |
| Total Face Area (ft ²) | 5.5 | 5.5 | 5.5 | 7.3 | 7.3 |
| Condensate Drain Connection Size | 3/4 in. | 3/4 in. | 3/4 in. | 3/4 in. | 3/4 in. |
| CONDENSER COIL (Outdoor) | | | | | |
| Material | Cu/Al | Cu/Al | Cu/Al | Cu/Al | Cu/Al |
| Coil Type | 5/16 in. RTPF | 5/16 in. RTPF | 5/16 in. RTPF | 5/16 in. RTPF | 5/16 in. RTPF |
| Rows/FPI | 2/18 | 2/18 | 2/18 | 2/18 | 2/18 |
| Total Face Area (ft ²) | 10.7 | 15.9 | 15.9 | 18.8 | 20.5 |
| EVAPORATOR FAN AND MOTOR (Indoor) | | | | | |
| Standard Static 1 Phase | | | | | |
| Motor Qty/Drive Type | 1/Direct | — | 1/Direct | 1/Direct | — |
| Max Cont Bhp | 0.44 | — | 0.72 | 1.06 | — |
| Rpm Range | 189-1890 | — | 190-1900 | 215-2150 | — |
| Fan Qty/Type | 1/Vane Axial | — | 1/Vane Axial | 1/Vane Axial | — |
| Fan Diameter (in.) | 16.6 | — | 16.6 | 16.6 | — |
| Medium Static 1 Phase | | | | | |
| Motor Qty/Drive Type | 1/Direct | — | 1/Direct | 1/Direct | — |
| Max Cont Bhp | 0.71 | — | 1.06 | 1.44 | — |
| Rpm Range | 219-2190 | — | 217 - 2170 | 239-2390 | — |
| Fan Qty/Type | 1/Vane Axial | — | 1/Vane Axial | 1/Vane Axial | — |
| Fan Diameter (in.) | 16.6 | — | 16.6 | 16.6 | — |
| High Static 1 Phase | | | | | |
| Motor Qty/Drive Type | 1/Direct | — | 1/Direct | — | — |
| Max Cont Bhp | 1.07 | — | 1.53 | — | — |
| Rpm Range | 249-2490 | — | 246-2460 | — | — |
| Fan Qty/Type | 1/Vane Axial | — | 1/Vane Axial | — | — |
| Fan Diameter (in.) | 16.6 | — | 16.6 | — | — |
| Standard Static 3 Phase | | | | | |
| Motor Qty/Drive Type | 1/Direct | 1/Direct | — | 1/Direct | 1/Direct |
| Max Cont Bhp | 0.44 | 0.72 | — | 1.06 | 1.31 |
| Rpm Range | 189-1890 | 190-1900 | — | 215-2150 | 230-2300 |
| Fan Qty/Type | 1/Vane Axial | 1/Vane Axial | — | 1/Vane Axial | 1/Vane Axial |
| Fan Diameter (in.) | 16.6 | 16.6 | — | 16.6 | 16.6 |
| Medium Static 3 Phase | | | | | |
| Motor Qty/Drive Type | 1/Direct | 1/Direct | — | 1/Direct | 1/Direct |
| Max Cont Bhp | 0.71 | 1.06 | — | 1.44 | 1.76 |
| Rpm Range | 219-2190 | 217-2170 | — | 239-2390 | 253-2530 |
| Fan Qty/Type | 1/Vane Axial | 1/Vane Axial | — | 1/Vane Axial | 1/Vane Axial |
| Fan Diameter (in.) | 16.6 | 16.6 | — | 16.6 | 16.6 |
| High Static 3 Phase | | | | | |
| Motor Qty/Drive Type | 1/Direct | 1/Direct | — | 1/Direct | 1/Direct |
| Max Cont Bhp | 1.07 | 1.96 | — | 2.43 | 2.43 |
| Rpm Range | 249-2490 | 266-2660 | — | 284-2836 | 284-2836 |
| Fan Qty/Type | 1/Vane Axial | 1/Vane Axial | — | 1/Vane Axial | 1/Vane Axial |
| Fan Diameter (in.) | 16.6 | 16.6 | — | 16.6 | 16.6 |

Physical data (cont)

RHV Physical Data (cont)

| RHV UNIT | RHV036 | RHV048 | RHV049 | RHV060 | RHV072 |
|--|-------------|-------------|-------------|-------------|-------------|
| CONDENSER FAN AND MOTOR (Outdoor) | | | | | |
| Qty / Motor Drive Type | 1 / Direct | 1 / Direct | 1 / Direct | 1 / Direct | 1 / Direct |
| Motor Hp/Rpm | 1/4 / 1100 | 1/4 / 1100 | 1/4 / 1100 | 1/4 / 1100 | 1/4 / 1100 |
| Fan Diameter (in.) | 23 | 23 | 23 | 23 | 23 |
| FILTERS | | | | | |
| RA Filter Qty / Size (in.) | 2 / 16x25x2 | 2 / 16x25x2 | 2 / 16x25x2 | 4 / 16x16x2 | 4 / 16x16x2 |
| OA Inlet Screen Qty / Size (in.) | 1 / 20x24x1 | 1 / 20x24x1 | 1 / 20x24x1 | 1 / 20x24x1 | 1 / 20x24x1 |

NOTE(S):

- a. Base unit operating weight does not include weight of options.

Options and accessories

| ITEM | FACTORY-INSTALLED OPTION | FIELD-INSTALLED ACCESSORY |
|--|--------------------------|---------------------------|
| ELECTRIC HEAT | | |
| Electric Resistance Heaters | | X |
| Single Point Kits | | X |
| CABINET | | |
| Thru-the-Base Electrical Connections | X | X |
| Hinged Access Panels | X | |
| MERV-8 Filters | X | |
| COIL OPTIONS | | |
| Cu/Cu Indoor and/or Outdoor Coils ^a | X | |
| Pre-Coated Outdoor Coils ^a | X | |
| Premium, E-Coated Outdoor Coils ^a | X | |
| CONDENSER PROTECTION | | |
| Condenser Coil Hail Guard (louvered design) ^a | X | X |
| CONTROLS | | |
| Thermostats, Temperature Sensors, and Subbases | | X |
| Smoke Detector (supply and/or return air) | X | X |
| Horn Strobe Annunciator ^b | | X |
| Time Guard II Compressor Delay Control Circuit | | X |
| Phase Monitor ^a | X | X |
| Condensate Overflow Switch | X | X |
| Fan/Filter Status Switch | | X |
| ECONOMIZERS AND OUTDOOR AIR DAMPERS | | |
| EconoMi\$er® IV for Electromechanical Controls - Non FDD (Standard air leak damper models) ^{a, c, d} | X | X |
| EconoMi\$er X for Electromechanical Controls, complies with FDD (Standard and Ultra Low Leak damper models) ^{a, c, d} | X | X |
| Motorized Two-Position Outdoor-Air Damper ^a | X | X |
| Manual Outdoor-Air Damper (25% and 50%) | | X |
| Barometric Relief ^e | X | X |
| Power Exhaust — prop design | | X |

| ITEM | FACTORY-INSTALLED OPTION | FIELD-INSTALLED ACCESSORY |
|---|--------------------------|---------------------------|
| ECONOMIZER SENSORS AND IAQ DEVICES | | |
| Single Dry Bulb Temperature Sensors ^f | X | X |
| Differential Dry Bulb Temperature Sensors ^f | | X |
| Single Enthalpy Sensors ^f | X | X |
| Differential Enthalpy Sensors ^f | | X |
| CO ₂ Sensor (wall, duct, or unit mounted) ^f | X | X |
| INDOOR MOTOR AND DRIVE | | |
| Multiple Motor and Drive Packages | X | |
| LOW AMBIENT CONTROL | | |
| Winter Start Kits ^g | | X |
| Low Ambient Controller to -20°F (-29°C) ^g | | X |
| POWER OPTIONS | | |
| Convenience Outlet (powered) ^a | X | |
| Convenience Outlet (unpowered) | X | X |
| Non-Fused Disconnect ^h | X | |
| ROOF CURBS | | |
| Roof Curb 14 in. (356 mm) | | X |
| Roof Curb 24 in. (610 mm) | | X |

NOTE(S):

- a. Not available on single phase (K voltage code) models. Use field-installed accessory where available.
- b. Requires a field-supplied 24V transformer for each application.
- c. FDD (Fault Detection and Diagnostic) capability per California Title 24 section 120.2.
- d. Available as a factory-installed option for 036-060 models only.
- e. Included with economizer.
- f. Sensors used to optimize economizer performance.
- g. See application data for assistance.
- h. Non-fused disconnect switch cannot be used when unit electrical rating exceeds:
 208-230/1/60 and 208-230/3/60 = 80 amps (FLA).
 480/3/60 and 575/3/60 = 80 amps (FLA).
 Our Equipment Selection Program automatically selects the amp limitations.

Options and accessories (cont)

Factory-installed options

Economizer (dry-bulb or enthalpy)

Economizers save money. They bring in fresh, outside air for ventilation; and provide cool outside air to cool your building. This is the preferred method of low-ambient cooling. When coupled to CO₂ sensors, economizers can provide even more savings by coupling the ventilation air to only that amount required.

Economizers are available, installed and tested by the factory, with either enthalpy or dry-bulb temperature inputs. Additional sensors are available as accessories to optimize the economizers. Economizers include a powered exhaust system to help equalize building pressures.

Economizers include gravity controlled barometric relief that helps equalize building pressure and ambient air pressures. This can be a cost effective solution to prevent building pressurization. Economizers are available in Ultra Low Leak and standard low leak versions. Economizers can be factory-installed or easily field-installed.

Unit mounted CO₂ sensor

The CO₂ sensor works with the economizer to intake only the correct amount of outside air for ventilation. As occupants fill your building, the CO₂ sensor detects their presence through increasing CO₂ levels, and opens the economizer appropriately. When the occupants leave, the CO₂ levels decrease, and the sensor appropriately closes the economizer. This intelligent control of the ventilation air, called demand controlled ventilation (DCV), reduces the overall load on the rooftop, saving money. It is also available as a field-installed accessory.

Smoke detector (supply and/or return air)

Smoke detectors make your application safer and your job easier. Our smoke detectors immediately shut down the rooftop unit when smoke is detected. They are available, installed by the factory, for supply air, return air, or both.

Thru-the-base connections

Thru-the-base connections, available as a factory option, are necessary to ensure proper connection and seal when routing wire and piping through the rooftop's basepan and curb. These couplings eliminate roof penetration and should be considered for main power lines, as well as control power.

Hinged access panels

Allows access to unit's major components with specifically designed hinged access panels. Panels are filter, control box access indoor fan motor access.

Cu/Cu (indoor) coils

Copper fins and copper tubes are mechanically bonded to copper tubes and copper tube sheets. A polymer strip prevents coil assembly from contacting the sheet metal coil pan to minimize potential for galvanic corrosion between coil and pan.

E-coated (outdoor and indoor) coils

A flexible epoxy polymer coating uniformly applied to all coil surface areas without material bridging between fins. Coating process shall ensure complete coil encapsulation of tubes, fins and headers.

Pre-coated outdoor coils

A durable epoxy-phenolic coating to provide protection in mildly corrosive coastal environments. The coating minimizes galvanic action between dissimilar metals. Coating is applied to the aluminum fin stock prior to the fin stamping process to create an inert barrier between the aluminum fin and copper tube.

Condenser coil hail guard

Sleek, louvered panels protect the condenser coil from hail damage, foreign objects, and incidental contact.

Single enthalpy sensor

Prevents the wheel from rotating if the outside air conditions are acceptable for free cooling. Both exhaust and supply blowers will remain on.

Convenience outlet (powered or un-powered)

Reduce service and/or installation costs by including a convenience outlet in your specification. We will install this service feature at our factory. Provides a convenient, 15 amp, 115v GFCI receptacle with "Wet in Use" cover. The "powered" option allows the installer to power the outlet from the line side of the disconnect or load side as required by code. The "unpowered" option is to be powered from a separate 115/120v power source.

The unpowered convenience outlet is available as a 15 amp factory-installed option or a 20 amp field-installed accessory.

Non-fused disconnect

This OSHA-compliant, factory-installed, safety switch allows a service technician to locally secure power to the rooftop. When selecting a factory-installed non-fused disconnect, note they are sized for the unit as ordered from the factory. The sizing of these do not accommodate field-installed items such as power exhaust devices, etc. If field installing electric heat with factory-installed non-fused disconnect switch, a single point kit may or may not be required.

Condensate overflow switch

This sensor and related controller monitors the condensate level in the drain pan and shuts down compression operation when overflow conditions occur. It includes:

- Indicator light — solid red (more than 10 seconds on water contact — compressors disabled), blinking red (sensor disconnected)
- 10-second delay to break — eliminates nuisance trips from splashing or waves in pan (sensor needs 10 seconds of constant water contact before tripping)
- Disables the compressor(s) operation when condensate plug is detected, but still allows fans to run for economizer.

Options and accessories (cont)

Power exhaust with barometric relief

Superior internal building pressure control. This field-installed accessory may eliminate the need for costly, external pressure control fans.

MERV-8 return air filters

This factory option upgrades the return air filters from standard unit filters to high efficiency MERV-8 filters. Non-woven MERV-8 filter media with high strength, moisture-resistant frame. Filter media is securely fastened inside the filter frame on all four sides.

Field-installed accessories

Condenser coil hail guard

Sleek, louvered panels protect the condenser coil from hail damage, foreign objects, and incidental contact. This can be purchased as a factory-installed option or as a field-installed accessory.

Differential enthalpy sensor

The differential enthalpy sensor is comprised of an outdoor and return air enthalpy sensors to provide differential enthalpy control. The sensor allows the unit to determine if outside air is suitable for free cooling.

Wall or duct mounted CO₂ sensor

The IAQ sensor shall be available in duct or wall mount. The sensor provides demand ventilation indoor air quality (IAQ) control.

Phase monitor protection

The Phase Monitor Control will monitor the sequence of three phase electrical system to provide a phase reversal protection; and monitor the three phase voltage inputs to provide a phase loss protection for the three phase device. It will work on either a Delta or Wye power connection.

Winter start kit

The winter start kit extends the low ambient limit of your rooftop to 25°F (−4°C). The kit bypasses the low pressure switch, preventing nuisance tripping of the low pressure switch. Other low ambient precautions may still be prudent.

Low ambient controller

The low ambient controller is a head pressure controller kit that is designed to maintain the unit's condenser head pressure during periods of low ambient cooling operation. This device should be used as an alternative to

economizer free cooling when economizer usage is either not appropriate or desired. The low ambient controller will either cycle the outdoor fan motors or operate them at reduced speed to maintain the unit operation, depending on the model. This controller allows cooling operation down to −20°F (−29°C) ambient conditions.

Roof curb (14 in./356 mm or 24 in./610 mm)

Full perimeter roof curb with exhaust capability provides separate air streams for energy recovery from the exhaust air without supply air contamination.

Fan/filter status switch

Monitors static pressure across supply and exhaust filters and provides indication when filters become clogged.

Power exhaust

Superior internal building pressure control. This field-installed accessory may eliminate the need for costly, external pressure control fans.

Manual OA damper

Manual outdoor air dampers are an economical way to bring in ventilation air. The dampers are available in 25% and 50% versions.

NOTE: See application tip "ROOFTOP-18-01" prior to use of this damper on 072 size models.

Motorized two-position damper

The two-position, motorized outdoor air damper admits up to 100% outside air. Using reliable, gear-driven technology, the two-position damper opens to allow ventilation air and closes when the rooftop stops, stopping unwanted infiltration.

NOTE: See application tip "ROOFTOP-18-01" prior to use of this damper on 072 size models.

Electric heaters and single point kits

We offer a full-line of field-installed accessory heaters. The heaters are very easy to use, install and are all pre-engineered and certified.

Time Guard II control circuit

This accessory protects your compressor by preventing short-cycling in the event of some other failure, prevents the compressor from restarting for 30 seconds after stopping. Not required with authorized commercial thermostats.

Options and accessories (cont)

Options and Accessory Weights^a

| OPTION / ACCESSORY NAME | RHV UNIT WEIGHT | | | | | | | |
|--------------------------------------|-----------------|----|---------|----|-----|----|-----|----|
| | 036 | | 048/049 | | 060 | | 072 | |
| | lb | kg | lb | kg | lb | kg | lb | kg |
| Power Exhaust — Vertical | 51 | 23 | 51 | 23 | 51 | 23 | 51 | 23 |
| Power Exhaust — Horizontal | 39 | 18 | 39 | 18 | 39 | 18 | 39 | 18 |
| EconoMiSer® (X, IV or 2) | 35 | 16 | 35 | 16 | 35 | 16 | 35 | 16 |
| Two-Position Damper | 39 | 18 | 39 | 18 | 39 | 18 | 58 | 26 |
| Manual Damper | 12 | 5 | 12 | 5 | 12 | 5 | 18 | 8 |
| Hail Guard (louvered) | 13 | 6 | 13 | 6 | 13 | 6 | 17 | 8 |
| Cu/Cu Condenser Coil | 37 | 17 | 74 | 34 | 74 | 34 | 95 | 43 |
| Cu/Cu Condenser and Evaporator Coils | 75 | 34 | 112 | 51 | 112 | 51 | 165 | 75 |
| Roof Curb (14 in. curb) | 95 | 43 | 95 | 43 | 95 | 43 | 95 | 43 |
| Roof Curb (24 in. curb) | 150 | 68 | 150 | 68 | 150 | 68 | 150 | 68 |
| CO ₂ Sensor | 2 | 1 | 2 | 1 | 2 | 1 | 2 | 1 |
| Optional Indoor Motor/Drive | 10 | 5 | 10 | 5 | 10 | 5 | 15 | 7 |
| Low Ambient Controller | 9 | 4 | 9 | 4 | 9 | 4 | 9 | 4 |
| Winter Start Kit | 5 | 2 | 5 | 2 | 5 | 2 | 5 | 2 |
| Return Air Smoke Detector | 7 | 3 | 7 | 3 | 7 | 3 | 7 | 3 |
| Supply Air Smoke Detector | 7 | 3 | 7 | 3 | 7 | 3 | 7 | 3 |
| Fan Filter Switch | 2 | 1 | 2 | 1 | 2 | 1 | 2 | 1 |
| Non-Fused Disconnect | 15 | 7 | 15 | 7 | 15 | 7 | 15 | 7 |
| Powered Convenience Outlet | 36 | 16 | 36 | 16 | 36 | 16 | 36 | 16 |
| Unpowered Convenience Outlet | 4 | 2 | 4 | 2 | 4 | 2 | 4 | 2 |
| Enthalpy Sensor | 2 | 1 | 2 | 1 | 2 | 1 | 2 | 1 |
| Differential Enthalpy Sensor | 3 | 1 | 3 | 1 | 3 | 1 | 3 | 1 |

NOTE(S):

a. Where multiple variations are available, the heaviest combination is listed.

RHV036-072 Base Unit Dimensions

- NOTES:
1. DIMENSIONS ARE IN INCHES, DIMENSIONS IN () ARE IN MILLIMETERS.
 2. CENTER OF GRAVITY
 3. DIRECTION OF AIR FLOW
 4. ALL VIEW DRAWN USING 3RD ANGLE

| UNIT | J | K |
|---------------|---------------|--------------|
| RHV036 | 33 3/8 [847] | 7 7/8 [200] |
| RHV048/RHV049 | 33 3/8 [847] | 14 7/8 [377] |
| RHV060 | 41 3/8 [1051] | 18 5/8 [472] |
| RHV072 | 41 3/8 [1051] | 18 5/8 [472] |



THIS DOCUMENT IS THE PROPERTY OF CARRIER CORPORATION AND IS DELIVERED UPON THE EXPRESS CONDITION THAT THE CONTENTS WILL NOT BE DISCLOSED OR USED WITHOUT WRITTEN CONSENT.

SUBMISSION OF THESE DRAWINGS OR DOCUMENTS DOES NOT CONSTITUTE PART PERFORMANCE OR ACCEPTANCE OF CONTRACT.

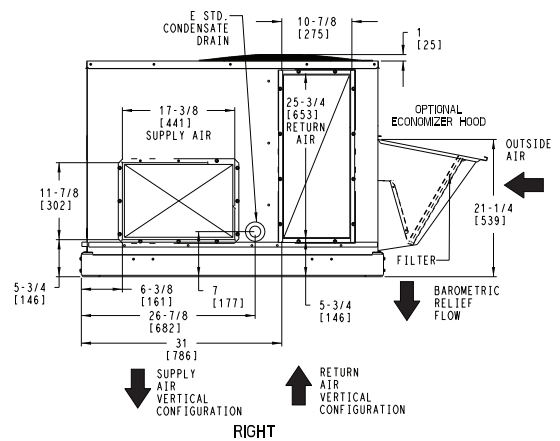
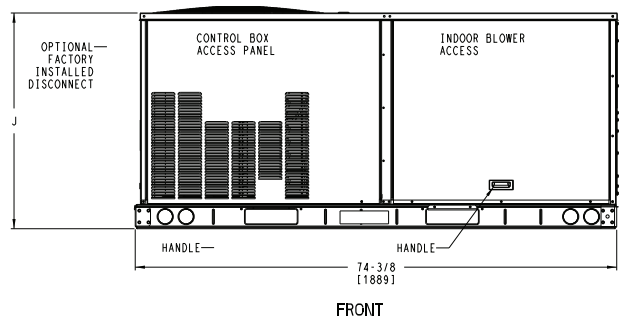
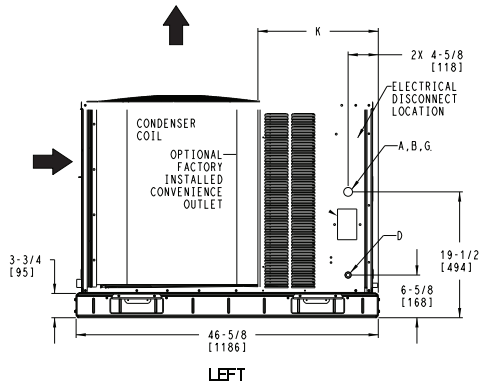
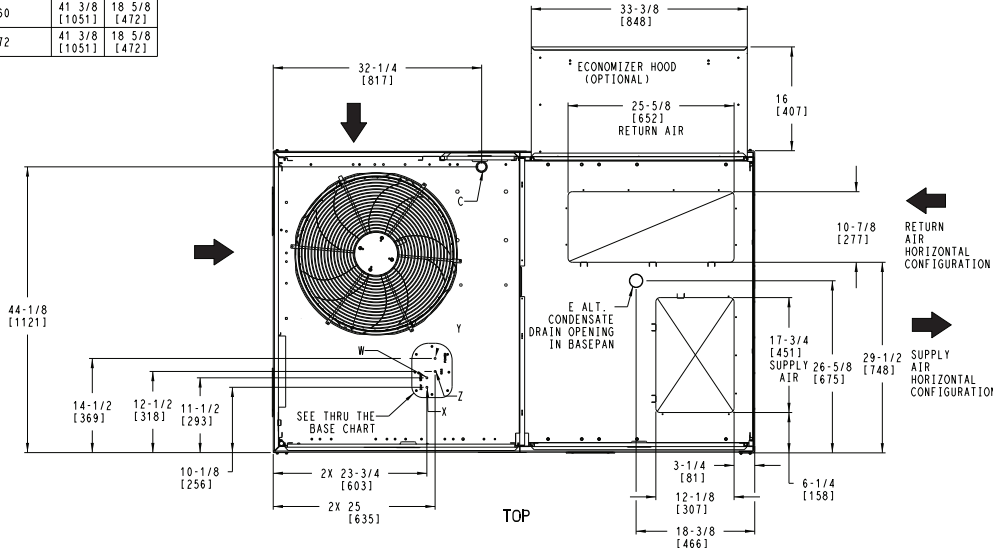
| CONNECTION SIZES | |
|------------------|---|
| A | 1 3/8" [35] DIA FIELD POWER SUPPLY HOLE |
| B | 2" [51] DIA POWER SUPPLY KNOCKOUT |
| C | 1 3/4" [44] DIA GAUGE ACCESS PLUG |
| D | 7/8" [22] DIA FIELD CONTROL WIRING HOLE |
| E | 3/4"-14 NPT CONDENSATE DRAIN |
| G | 2 1/2" [64] DIA POWER SUPPLY KNOCK-OUT |

| THRU-THE-BASE CHART THESE HOLES REQUIRED FOR USE CRBTMPWR008A00, 009A00 | | | |
|---|-----------------------|----------|-------------------------|
| | THREADED CONDUIT SIZE | WIRE USE | REQ'D HOLE SIZES (MAX.) |
| W | 1/2" | 115V | 7/8" [22.2] |
| X | 1/2" | 24V | 7/8" [22.2] |
| Y* | 3/4" | POWER | 1 1/8" [28.6] |
| Z** | (009A00) 1/2" FPT | GAS | 1 1/8" [28.6] |

FOR "THRU-THE-BASEPAN" FACTORY OPTION, FITTINGS FOR ONLY X, Y, & Z ARE PROVIDED

* SELECT EITHER 3/4" OR 1/2" FOR POWER, DEPENDING ON WIRE SIZE

** (008A00) PROVIDES 3/4" FPT THRU CURB FLANGE & FITTING.



| | | | | | | |
|--------------------|--------|---------|------------|--------------------------------------|------------|-----|
| ITC CLASSIFICATION | SHEET | DATE | SUPERCEDES | RHV 036-072 SINGLE PACKAGE HEAT PUMP | 48TC003350 | REV |
| U.S. ECCN:NSR | 1 OF 3 | 08/5/22 | 08/15/19 | | | A |

RHV036-072 Base Unit Dimensions (cont)

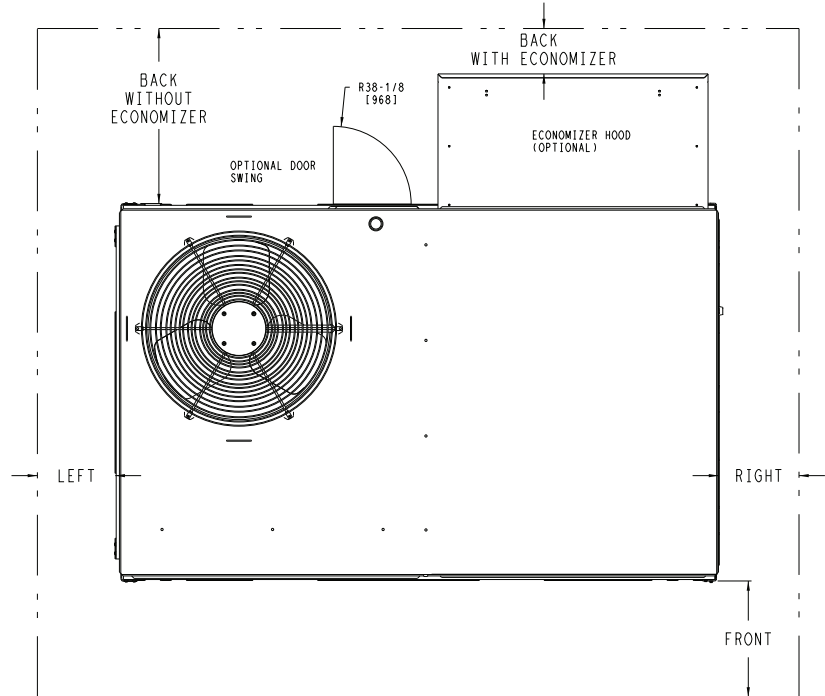
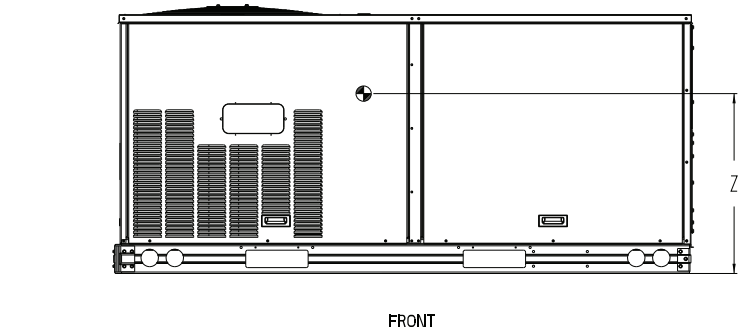
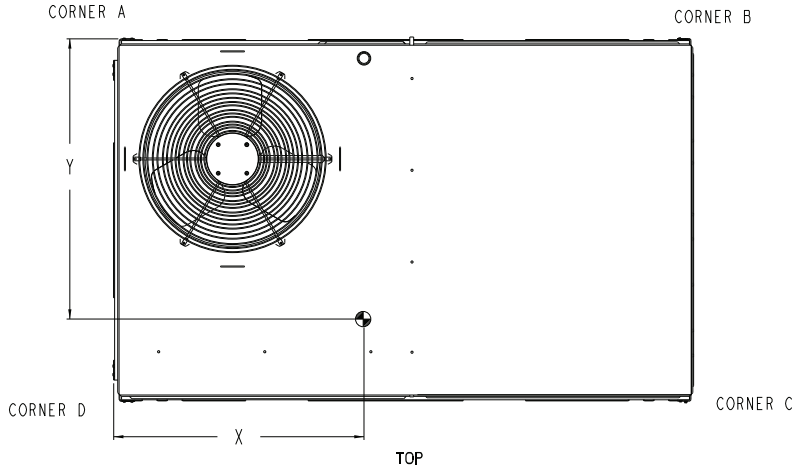


THIS DOCUMENT IS THE PROPERTY OF CARRIER CORPORATION AND IS DELIVERED UPON THE EXPRESS CONDITION THAT THE CONTENTS WILL NOT BE DISCLOSED OR USED WITHOUT WRITTEN CONSENT.

SUBMISSION OF THESE DRAWINGS OR DOCUMENTS DOES NOT CONSTITUTE PART PERFORMANCE OR ACCEPTANCE OF CONTRACT.

| UNIT | STD. UNIT WEIGHT* | | CORNER WEIGHT (A) | | CORNER WEIGHT (B) | | CORNER WEIGHT (C) | | CORNER WEIGHT (D) | | C.G. | | HEIGHT |
|---------------|-------------------|-----|-------------------|-----|-------------------|-----|-------------------|-----|-------------------|-----|--------------|---------------|--------------|
| | LBS. | KG. | LBS. | KG. | LBS. | KG. | LBS. | KG. | LBS. | KG. | X | Y | |
| RHV036 | 467 | 212 | 126 | 57 | 118 | 53 | 108 | 49 | 115 | 52 | 36 [914] | 22 3/8 [568] | 16 1/8 [410] |
| RHV048/RHV049 | 473 | 215 | 127 | 58 | 119 | 54 | 110 | 50 | 117 | 53 | 36 [914] | 22 3/8 [568] | 16 1/8 [410] |
| RHV060 | 584 | 265 | 160 | 72 | 145 | 66 | 133 | 60 | 146 | 66 | 35 3/8 [898] | 22 5/16 [557] | 16 1/2 [419] |
| RHV072 | 589 | 267 | 161 | 73 | 146 | 66 | 134 | 61 | 147 | 67 | 35 3/8 [898] | 22 5/16 [557] | 16 1/2 [419] |

* STANDARD UNIT WEIGHT IS WITHOUT ELECTRIC HEAT AND WITHOUT PACKAGING. FOR OTHER OPTIONS AND ACCESSORIES, REFER TO THE PRODUCT DATA CATALOG.



NOTE:

1. FOR ALL MINIMUM CLEARANCES LOCAL CODES OR JURISDICTIONS MAY PREVAIL.

| | CLEARANCE | | OPERATING CLEARANCE |
|---------------|---------------------------------|------------------------------------|---------------------|
| | SERVICE WITH CONDUCTIVE BARRIER | SERVICE WITH NONCONDUCTIVE BARRIER | |
| FRONT | 48 [1219mm] | 36 [914mm] | 18 [457mm] |
| LEFT | 48 [1219mm] | 42 [1067mm] | 18 [457mm] |
| BACK W/O ECON | 48 [1219mm] | 42 [1067mm] | 18 [457mm] |
| BACK W/ECON | 36 [914mm] | 36 [914mm] | 18 [457mm] |
| RIGHT | 36 [914mm] | 36 [914mm] | 18 [457mm] |
| TOP | 72 [1829mm] | 72 [1829mm] | 72 [1829mm] |

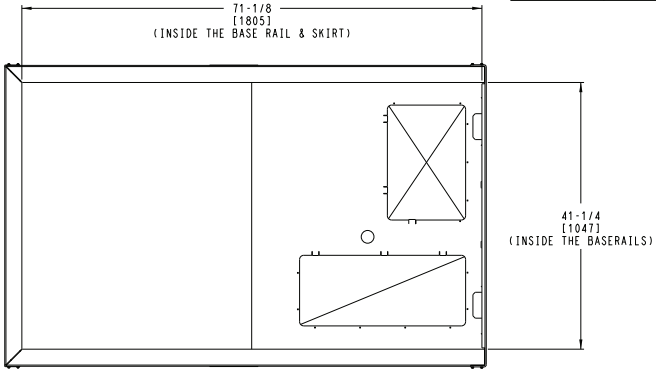
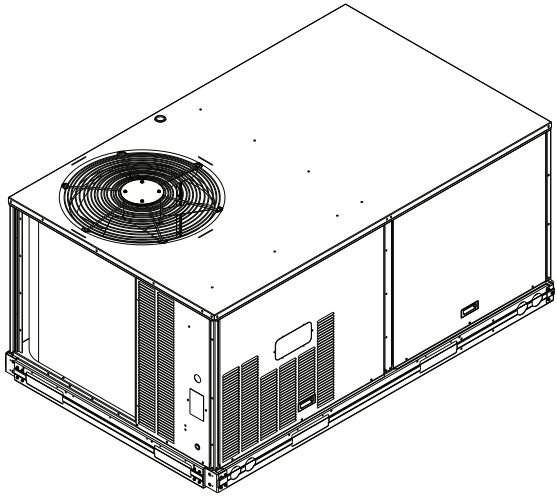
| | | | | | | |
|-------------------------------------|-----------------|-----------------|------------------------|--------------------------------------|------------|----------|
| ITC CLASSIFICATION U.S. ECCN:NSR | SHEET 2 OF 3 | DATE 08/5/22 | SUPERCEDES 08/15/19 | RHV 036-072 SINGLE PACKAGE HEAT PUMP | 48TC003350 | REV A |
|-------------------------------------|-----------------|-----------------|------------------------|--------------------------------------|------------|----------|

RHV036-072 Base Unit Dimensions (cont)

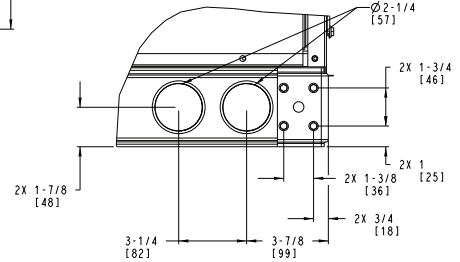


THIS DOCUMENT IS THE PROPERTY OF CARRIER CORPORATION AND IS DELIVERED UPON THE EXPRESS CONDITION THAT THE CONTENTS WILL NOT BE DISCLOSED OR USED WITHOUT WRITTEN CONSENT.

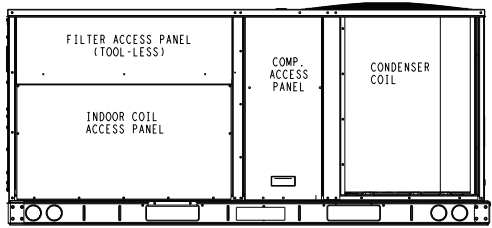
SUBMISSION OF THESE DRAWINGS OR DOCUMENTS DOES NOT CONSTITUTE PART PERFORMANCE OR ACCEPTANCE OF CONTRACT.



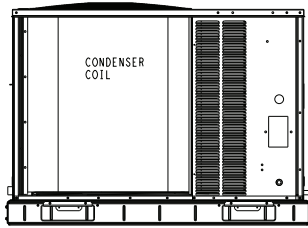
INSIDE BASERAIL DIMENSIONS
BOTTOM



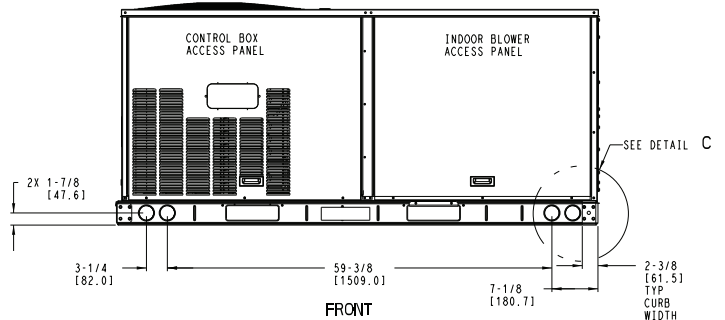
DETAIL C
TYP 4 PLCS



BACK



LEFT



FRONT

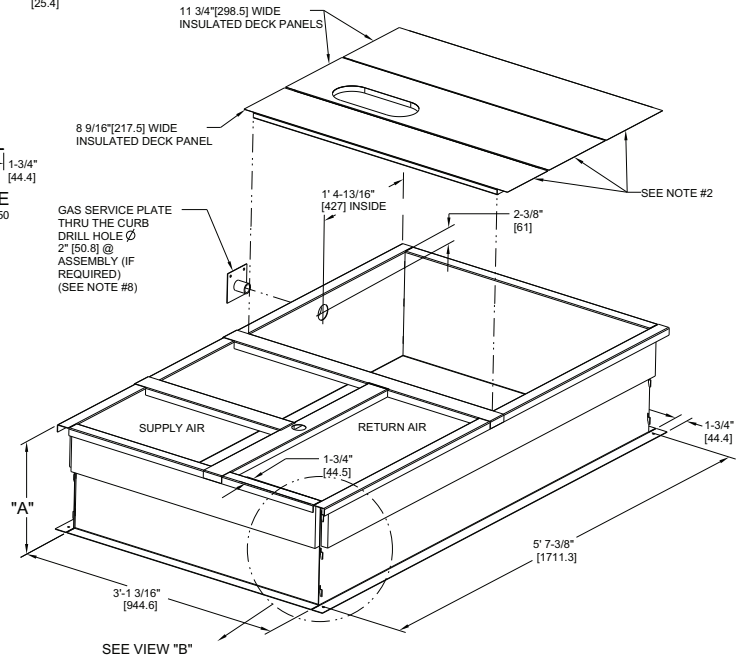
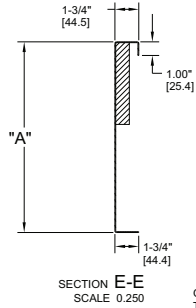
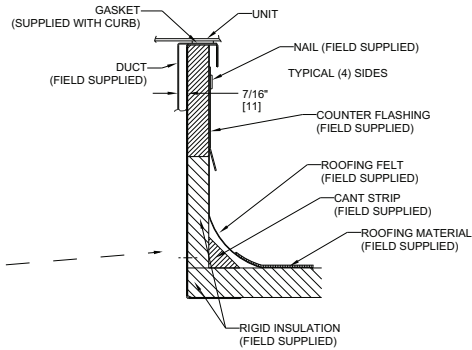
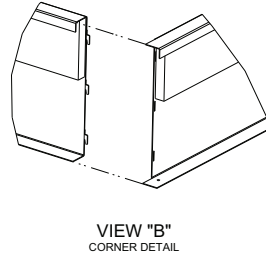
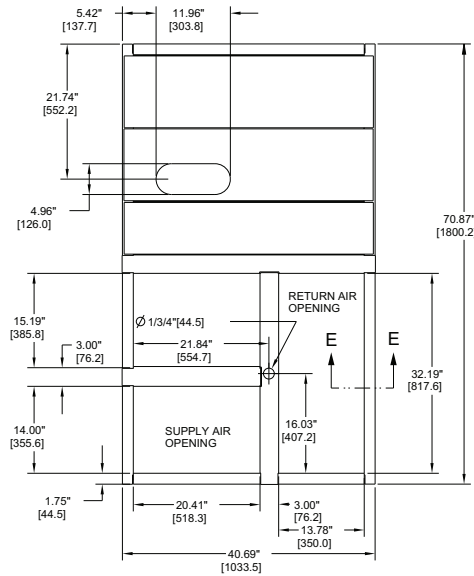
| | | | | | | |
|-------------------------------------|-----------------|-----------------|------------------------|--------------------------------------|------------|----------|
| ITC CLASSIFICATION U.S. ECCN:NSR | SHEET 3 OF 3 | DATE 08/5/22 | SUPERCEDES 08/15/19 | RHV 036-072 SINGLE PACKAGE HEAT PUMP | 48TC003350 | REV A |
|-------------------------------------|-----------------|-----------------|------------------------|--------------------------------------|------------|----------|

Roof Curb Dimensions — RHV036-072

| ROOF CURB ACCESSORY # | A |
|-----------------------|--------------|
| CRRFCURB001A01 | 14" [356] |
| CRRFCURB002A01 | 24" [610] |

- NOTES:
1. ROOFCURB ACCESSORY IS SHIPPED DISASSEMBLED.
 2. INSULATED PANELS: 25.4 [1"] THK. POLYURETHANE FOAM, 44.5 [1-3/4"] # DENSITY.
 3. DIMENSIONS IN [] ARE IN MILLIMETERS.
 4. ROOFCURB: 18 GAGE STEEL.
 5. ATTACH DUCTWORK TO CURB. (FLANGES OF DUCT REST ON CURB).
 6. SERVICE CLEARANCE 4 FEET ON EACH SIDE.
 7. DIRECTION OF AIR FLOW.
 8. CONNECTOR PACKAGE CRBTMPWR001A01 IS FOR THRU-THE-CURB GAS TYPE PACKAGE CRBTMPWR003A01 IS FOR THRU-THE-BOTTOM TYPE GAS CONNECTIONS.

| CONNECTOR PKG. ACC. | GAS CONNECTION TYPE | GAS FITTING | POWER WIRING FITTING | CONTROL WIRING FITTING | ACCESSORY CONVENIENCE OUTLET WIRING CONNECTOR |
|---------------------|---------------------|-----------------|----------------------|------------------------|---|
| CRBTMPWR001A01 | THRU THE CURB | 3/4" [19] NPT | 3/4" [19] NPT | 1/2" [12.7] NPT | 1/2" [12.7] NPT |
| CRBTMPWR003A01 | THRU THE BOTTOM | 1/2" [12.7] NPT | | | |



CERTIFIED DRAWING

| | | | | | |
|-----------------------------------|--------------|--|---------------|----------------|--------------|
| DRAWING RELEASE LEVEL: PRODUCTION | | UNLESS OTHERWISE SPECIFIED DIMENSIONS ARE IN INCHES TOLERANCES ON: | | TITLE | |
| THIRD ANGLE PROJECTION | | 1 DEC ± .005 | 2 DEC ± .005 | 3 DEC ± .005 | ANG ± .005 |
| MATERIAL | - | AUTHORIZATION NUMBER | | 1041738 | |
| ENGINEERING REQUIREMENTS | T-005, Y-002 | ENGINEERING | MANUFACTURING | | REV |
| WEIGHT | - | DRAFTER | CHECKER | | B |
| SURFACE FINISH | - | MMC | 06/17/11 | | SIZE |
| MFG/PURCH | - | MODEL (INTERNAL USE ONLY) | | DRAWING NUMBER | |
| REV | | NEXT DRAWING | | SCALE | DISTRIBUTION |
| REVISION RECORD | | - | | N/A | MMC |

| | | | | | | |
|-----|---|----------|-----|------|------|---------|
| A | OVERALL DIM. 5'-7 3/8" WAS 5'-7 7/8; 18GA MATERIAL WA 16 GA.; NAIL FIELD SUPPLIED WAS WITH CURB | 04/22/13 | MMC | - | - | 1067898 |
| REV | REVISION RECORD | DATE | BY | CHKD | APPD | ECN NO. |

Performance data

RHV036 Single Stage Cooling Capacities^a

| RHV036 | | | | AMBIENT TEMPERATURE (F) | | | | | | | | | | | | |
|-------------|-------------|------------|------|-------------------------|------|------|---------|------|------|---------|------|------|---------|------|------|------|
| | | | | 85 | | | 95 | | | 105 | | | 115 | | | |
| | | | | EA (db) | | | EA (db) | | | EA (db) | | | EA (db) | | | |
| | | | | 75 | 80 | 85 | 75 | 80 | 85 | 75 | 80 | 85 | 75 | 80 | 85 | |
| 900 Cfm | EA (wb) | 58 | TC | 30.8 | 30.8 | 34.8 | 28.8 | 28.8 | 32.6 | 26.6 | 26.6 | 30.2 | 24.2 | 24.2 | 27.5 | |
| | | | SHC | 26.7 | 30.8 | 34.8 | 24.9 | 28.8 | 32.6 | 23.0 | 26.6 | 30.2 | 20.9 | 24.2 | 27.5 | |
| | | 62 | TC | 33.0 | 33.0 | 33.9 | 30.2 | 30.2 | 32.4 | 27.3 | 27.3 | 30.8 | 24.3 | 24.3 | 28.7 | |
| | | | SHC | 24.6 | 29.2 | 33.9 | 23.1 | 27.8 | 32.4 | 21.6 | 26.2 | 30.8 | 19.8 | 24.3 | 28.7 | |
| | | 67 | TC | 37.4 | 37.4 | 37.4 | 34.7 | 34.7 | 34.7 | 31.5 | 31.5 | 31.5 | 28.2 | 28.2 | 28.2 | |
| | | | SHC | 20.6 | 25.2 | 29.8 | 19.4 | 24.0 | 28.6 | 17.8 | 22.5 | 27.1 | 16.3 | 20.9 | 25.5 | |
| | 72 | TC | 40.3 | 40.3 | 40.3 | 38.7 | 38.7 | 38.7 | 36.1 | 36.1 | 36.1 | 32.9 | 32.9 | 32.9 | | |
| | | SHC | 15.8 | 20.2 | 24.5 | 15.0 | 19.5 | 24.0 | 13.9 | 18.4 | 23.0 | 12.5 | 17.0 | 21.6 | | |
| | 76 | TC | — | 41.4 | 41.4 | — | 40.4 | 40.4 | — | 38.5 | 38.5 | — | 35.9 | 35.9 | | |
| | | SHC | — | 16.2 | 21.0 | — | 15.5 | 20.1 | — | 14.6 | 19.1 | — | 13.5 | 17.9 | | |
| | 1050 Cfm | EA (wb) | 58 | TC | 33.0 | 33.0 | 37.3 | 30.7 | 30.7 | 34.8 | 28.4 | 28.4 | 32.2 | 25.9 | 25.9 | 29.5 |
| | | | | SHC | 28.6 | 33.0 | 37.3 | 26.7 | 30.7 | 34.8 | 24.6 | 28.4 | 32.2 | 22.4 | 25.9 | 29.5 |
| 62 | | | TC | 34.4 | 34.4 | 37.4 | 31.4 | 31.4 | 35.7 | 29.0 | 29.0 | 32.2 | 26.0 | 26.0 | 30.7 | |
| | | | SHC | 26.8 | 32.1 | 37.4 | 25.2 | 30.4 | 35.7 | 22.8 | 27.5 | 32.2 | 21.2 | 26.0 | 30.7 | |
| 67 | | | TC | 38.5 | 38.5 | 38.5 | 36.0 | 36.0 | 36.0 | 32.8 | 32.8 | 32.8 | 29.2 | 29.2 | 29.2 | |
| | | | SHC | 21.9 | 27.1 | 32.3 | 20.8 | 26.1 | 31.4 | 19.3 | 24.6 | 29.9 | 17.7 | 23.0 | 28.3 | |
| 72 | | TC | 40.7 | 40.7 | 40.7 | 39.4 | 39.4 | 39.4 | 37.1 | 37.1 | 37.1 | 33.9 | 33.9 | 33.9 | | |
| | | SHC | 16.1 | 20.9 | 25.7 | 15.5 | 20.5 | 25.5 | 14.4 | 19.6 | 24.8 | 13.1 | 18.4 | 23.6 | | |
| 76 | | TC | — | 41.7 | 41.7 | — | 40.8 | 40.8 | — | 39.0 | 39.0 | — | 36.5 | 36.5 | | |
| | | SHC | — | 16.5 | 21.6 | — | 15.9 | 20.9 | — | 15.1 | 20.0 | — | 14.0 | 19.0 | | |
| 1200 Cfm | | EA (wb) | 58 | TC | 34.9 | 34.9 | 39.5 | 32.6 | 32.6 | 36.9 | 30.1 | 30.1 | 34.1 | 27.4 | 27.4 | 31.2 |
| | | | | SHC | 30.3 | 34.9 | 39.5 | 28.3 | 32.6 | 36.9 | 26.0 | 30.1 | 34.1 | 23.7 | 27.4 | 31.2 |
| | 62 | | TC | 35.5 | 35.5 | 40.5 | 32.6 | 32.6 | 38.4 | 30.1 | 30.1 | 35.5 | 27.5 | 27.5 | 32.4 | |
| | | | SHC | 28.7 | 34.6 | 40.5 | 26.9 | 32.6 | 38.4 | 24.7 | 30.1 | 35.5 | 22.5 | 27.5 | 32.4 | |
| | 67 | | TC | 39.2 | 39.2 | 39.2 | 37.0 | 37.0 | 37.0 | 33.8 | 33.8 | 33.8 | 30.1 | 30.1 | 30.9 | |
| | | | SHC | 22.9 | 28.6 | 34.3 | 22.0 | 27.9 | 33.9 | 20.6 | 26.6 | 32.6 | 19.0 | 25.0 | 30.9 | |
| | 72 | TC | 41.1 | 41.1 | 41.1 | 39.9 | 39.9 | 39.9 | 37.7 | 37.7 | 37.7 | 34.7 | 34.7 | 34.7 | | |
| | | SHC | 16.4 | 21.5 | 26.6 | 15.8 | 21.3 | 26.7 | 14.9 | 20.6 | 26.3 | 13.6 | 19.5 | 25.4 | | |
| | 76 | TC | — | 41.9 | 41.9 | — | 41.1 | 41.1 | — | 39.4 | 39.4 | — | 36.9 | 36.9 | | |
| | | SHC | — | 16.8 | 22.2 | — | 16.3 | 21.6 | — | 15.5 | 20.9 | — | 14.5 | 19.9 | | |
| | 1350 Cfm | EA (wb) | 58 | TC | 36.4 | 36.4 | 41.2 | 34.2 | 34.2 | 38.7 | 31.5 | 31.5 | 35.7 | 28.7 | 28.7 | 32.6 |
| | | | | SHC | 31.7 | 36.4 | 41.2 | 29.7 | 34.2 | 38.7 | 27.3 | 31.5 | 35.7 | 24.9 | 28.7 | 32.6 |
| 62 | | | TC | 36.5 | 36.5 | 42.9 | 34.2 | 34.2 | 40.2 | 31.6 | 31.6 | 37.2 | 28.8 | 28.8 | 34.0 | |
| | | | SHC | 30.2 | 36.5 | 42.9 | 28.2 | 34.2 | 40.2 | 26.0 | 31.6 | 37.2 | 23.6 | 28.8 | 34.0 | |
| 67 | | | TC | 39.7 | 39.7 | 39.7 | 37.7 | 37.7 | 37.7 | 34.6 | 34.6 | 35.2 | 30.8 | 30.8 | 33.5 | |
| | | | SHC | 23.7 | 29.9 | 36.1 | 23.1 | 29.6 | 36.1 | 21.9 | 28.5 | 35.2 | 20.2 | 26.9 | 33.5 | |
| 72 | | TC | 41.3 | 41.3 | 41.3 | 40.2 | 40.2 | 40.2 | 38.1 | 38.1 | 38.1 | 35.2 | 35.2 | 35.2 | | |
| | | SHC | 16.6 | 22.0 | 27.5 | 16.1 | 21.9 | 27.8 | 15.2 | 21.4 | 27.6 | 14.1 | 20.5 | 27.0 | | |
| 76 | | TC | — | 42.0 | 42.0 | — | 41.3 | 41.3 | — | 39.6 | 39.6 | — | 37.1 | 37.1 | | |
| | | SHC | — | 17.0 | 22.7 | — | 16.5 | 22.2 | — | 15.8 | 21.6 | — | 14.8 | 20.8 | | |
| 1500 Cfm | | EA (wb) | 58 | TC | 37.6 | 37.6 | 42.5 | 35.5 | 35.5 | 40.1 | 32.8 | 32.8 | 37.2 | 29.9 | 29.9 | 33.9 |
| | | | | SHC | 32.8 | 37.6 | 42.5 | 30.8 | 35.5 | 40.1 | 28.5 | 32.8 | 37.2 | 25.9 | 29.9 | 33.9 |
| | 62 | | TC | 37.7 | 37.7 | 44.2 | 35.5 | 35.5 | 41.7 | 32.9 | 32.9 | 38.7 | 29.9 | 29.9 | 35.3 | |
| | | | SHC | 31.1 | 37.7 | 44.2 | 29.3 | 35.5 | 41.7 | 27.1 | 32.9 | 38.7 | 24.6 | 29.9 | 35.3 | |
| | 67 | | TC | 40.0 | 40.0 | 40.0 | 38.2 | 38.2 | 38.2 | 35.2 | 35.2 | 37.5 | 31.4 | 31.4 | 35.9 | |
| | | | SHC | 24.4 | 31.0 | 37.6 | 24.1 | 31.1 | 38.2 | 23.0 | 30.2 | 37.5 | 21.4 | 28.7 | 35.9 | |
| | 72 | TC | 41.4 | 41.4 | 41.4 | 40.4 | 40.4 | 40.4 | 38.4 | 38.4 | 38.4 | 35.6 | 35.6 | 35.6 | | |
| | | SHC | 16.7 | 22.4 | 28.2 | 16.3 | 22.5 | 28.8 | 15.5 | 22.2 | 28.8 | 14.5 | 21.4 | 28.4 | | |
| | 76 | TC | — | 42.1 | 42.1 | — | 41.5 | 41.5 | — | 39.8 | 39.8 | — | 37.3 | 37.3 | | |
| | | SHC | — | 17.2 | 23.1 | — | 16.8 | 22.8 | — | 16.1 | 22.2 | — | 15.2 | 21.5 | | |

NOTE(S):

a. See minimum-maximum airflow ratings on page 6.

LEGEND

| | |
|---------|--|
| — | Do Not Operate |
| Cfm | Cubic Feet Per Minute (Supply Air) |
| EA (db) | Entering Air Temperature (dry bulb) |
| EA (wb) | Entering Air Temperature (wet bulb) |
| SHC | Sensible Heat Capacity (1000 Btuh) Gross |
| TC | Total Capacity (1000 Btuh) Gross |

Performance data (cont)

RHV049 Single Stage Cooling Capacities — 1 Phase^a

| RHV049 | | | | AMBIENT TEMPERATURE (F) | | | | | | | | | | | | |
|-------------|-------------|------------|------|-------------------------|------|------|---------|------|------|---------|------|------|---------|------|------|------|
| | | | | 85 | | | 95 | | | 105 | | | 115 | | | |
| | | | | EA (db) | | | EA (db) | | | EA (db) | | | EA (db) | | | |
| | | | | 75 | 80 | 85 | 75 | 80 | 85 | 75 | 80 | 85 | 75 | 80 | 85 | |
| 1200 Cfm | EA (wb) | 58 | TC | 43.4 | 43.4 | 48.9 | 41.2 | 41.2 | 46.4 | 38.7 | 38.7 | 43.6 | 36.0 | 36.0 | 40.5 | |
| | | | SHC | 37.9 | 43.4 | 48.9 | 36.0 | 41.2 | 46.4 | 33.8 | 38.7 | 43.6 | 31.5 | 36.0 | 40.5 | |
| | | 62 | TC | 45.7 | 45.7 | 46.6 | 43.1 | 43.1 | 45.5 | 39.8 | 39.8 | 43.9 | 36.1 | 36.1 | 41.8 | |
| | | | SHC | 34.4 | 40.5 | 46.6 | 33.2 | 39.4 | 45.5 | 31.7 | 37.8 | 43.9 | 29.9 | 35.8 | 41.8 | |
| | | 67 | TC | 50.7 | 50.7 | 50.7 | 48.1 | 48.1 | 48.1 | 45.0 | 45.0 | 45.0 | 41.1 | 41.1 | 41.1 | |
| | | | SHC | 28.5 | 34.5 | 40.5 | 27.4 | 33.5 | 39.5 | 26.2 | 32.3 | 38.4 | 24.7 | 30.8 | 36.9 | |
| | 72 | TC | 55.5 | 55.5 | 55.5 | 53.1 | 53.1 | 53.1 | 50.2 | 50.2 | 50.2 | 46.6 | 46.6 | 46.6 | | |
| | | SHC | 22.3 | 28.1 | 33.8 | 21.4 | 27.2 | 33.0 | 20.3 | 26.2 | 32.1 | 19.0 | 24.9 | 30.9 | | |
| | 76 | TC | — | 58.9 | 58.9 | — | 56.4 | 56.4 | — | 53.6 | 53.6 | — | 50.6 | 50.6 | | |
| | | SHC | — | 22.7 | 29.3 | — | 21.8 | 28.4 | — | 21.0 | 26.3 | — | 20.1 | 25.6 | | |
| | 1400 Cfm | EA (wb) | 58 | TC | 45.9 | 45.9 | 51.7 | 43.8 | 43.8 | 49.4 | 41.2 | 41.2 | 46.3 | 38.3 | 38.3 | 43.1 |
| | | | | SHC | 40.1 | 45.9 | 51.7 | 38.3 | 43.8 | 49.4 | 36.0 | 41.2 | 46.3 | 33.5 | 38.3 | 43.1 |
| 62 | | | TC | 47.3 | 47.3 | 51.1 | 44.6 | 44.6 | 49.8 | 41.1 | 41.1 | 48.1 | 38.5 | 38.5 | 44.4 | |
| | | | SHC | 37.1 | 44.1 | 51.1 | 35.9 | 42.8 | 49.8 | 34.2 | 41.1 | 48.1 | 31.7 | 38.1 | 44.4 | |
| 67 | | | TC | 52.2 | 52.2 | 52.2 | 49.6 | 49.6 | 49.6 | 46.4 | 46.4 | 46.4 | 42.4 | 42.4 | 42.4 | |
| | | | SHC | 30.1 | 37.0 | 43.9 | 29.1 | 36.1 | 43.0 | 27.9 | 34.9 | 41.9 | 26.4 | 33.4 | 40.5 | |
| 72 | | TC | 56.8 | 56.8 | 56.8 | 54.3 | 54.3 | 54.3 | 51.4 | 51.4 | 51.4 | 47.9 | 47.9 | 47.9 | | |
| | | SHC | 22.9 | 29.5 | 36.1 | 22.0 | 28.7 | 35.4 | 20.9 | 27.7 | 34.6 | 19.7 | 26.6 | 33.5 | | |
| 76 | | TC | — | 59.9 | 59.9 | — | 57.5 | 57.5 | — | 54.6 | 54.6 | — | 51.4 | 51.4 | | |
| | | SHC | — | 23.3 | 29.0 | — | 22.6 | 28.7 | — | 21.7 | 28.1 | — | 20.7 | 27.3 | | |
| 1600 Cfm | | EA (wb) | 58 | TC | 48.1 | 48.1 | 54.2 | 45.9 | 45.9 | 51.6 | 43.2 | 43.2 | 48.6 | 40.2 | 40.2 | 45.3 |
| | | | | SHC | 42.0 | 48.1 | 54.2 | 40.1 | 45.9 | 51.6 | 37.7 | 43.2 | 48.6 | 35.2 | 40.2 | 45.3 |
| | 62 | | TC | 48.7 | 48.7 | 55.1 | 46.2 | 46.2 | 51.8 | 43.2 | 43.2 | 50.5 | 40.3 | 40.3 | 47.0 | |
| | | | SHC | 39.5 | 47.3 | 55.1 | 37.3 | 44.6 | 51.8 | 36.0 | 43.2 | 50.5 | 33.5 | 40.3 | 47.0 | |
| | 67 | | TC | 53.4 | 53.4 | 53.4 | 50.6 | 50.6 | 50.6 | 47.5 | 47.5 | 47.5 | 43.3 | 43.3 | 44.0 | |
| | | | SHC | 31.6 | 39.4 | 47.1 | 30.6 | 38.4 | 46.2 | 29.5 | 37.5 | 45.4 | 28.0 | 36.0 | 44.0 | |
| | 72 | TC | 57.7 | 57.7 | 57.7 | 55.2 | 55.2 | 55.2 | 52.3 | 52.3 | 52.3 | 48.8 | 48.8 | 48.8 | | |
| | | SHC | 23.3 | 30.7 | 38.1 | 22.4 | 30.0 | 37.5 | 21.4 | 29.1 | 36.7 | 20.3 | 28.1 | 35.9 | | |
| | 76 | TC | — | 60.8 | 60.8 | — | 58.2 | 58.2 | — | 55.3 | 55.3 | — | 52.1 | 52.1 | | |
| | | SHC | — | 23.9 | 30.7 | — | 23.1 | 30.2 | — | 22.2 | 29.5 | — | 21.3 | 28.7 | | |
| | 1800 Cfm | EA (wb) | 58 | TC | 49.8 | 49.8 | 56.1 | 47.7 | 47.7 | 53.7 | 45.0 | 45.0 | 50.7 | 41.8 | 41.8 | 47.1 |
| | | | | SHC | 43.5 | 49.8 | 56.1 | 41.6 | 47.7 | 53.7 | 39.3 | 45.0 | 50.7 | 36.5 | 41.8 | 47.1 |
| 62 | | | TC | 50.4 | 50.4 | 57.2 | 47.7 | 47.7 | 55.6 | 45.1 | 45.1 | 52.7 | 41.8 | 41.8 | 48.9 | |
| | | | SHC | 41.0 | 49.1 | 57.2 | 39.6 | 47.6 | 55.6 | 37.5 | 45.1 | 52.7 | 34.8 | 41.8 | 48.9 | |
| 67 | | | TC | 54.3 | 54.3 | 54.3 | 51.6 | 51.6 | 51.6 | 48.4 | 48.4 | 48.6 | 44.0 | 44.0 | 47.2 | |
| | | | SHC | 33.0 | 41.5 | 50.1 | 32.1 | 40.8 | 49.4 | 31.0 | 39.8 | 48.6 | 29.5 | 38.4 | 47.2 | |
| 72 | | TC | 58.5 | 58.5 | 58.5 | 55.9 | 55.9 | 55.9 | 52.9 | 52.9 | 52.9 | 49.5 | 49.5 | 49.5 | | |
| | | SHC | 23.7 | 31.8 | 40.0 | 22.8 | 31.1 | 39.5 | 21.8 | 30.3 | 38.7 | 20.8 | 29.4 | 38.0 | | |
| 76 | | TC | — | 61.5 | 61.5 | — | 58.9 | 58.9 | — | 55.8 | 55.8 | — | 52.5 | 52.5 | | |
| | | SHC | — | 24.4 | 32.2 | — | 23.6 | 31.5 | — | 22.7 | 30.8 | — | 21.7 | 30.0 | | |
| 2000 Cfm | | EA (wb) | 58 | TC | 51.3 | 51.3 | 57.8 | 49.1 | 49.1 | 55.3 | 46.5 | 46.5 | 52.4 | 43.1 | 43.1 | 48.6 |
| | | | | SHC | 44.8 | 51.3 | 57.8 | 42.9 | 49.1 | 55.3 | 40.7 | 46.5 | 52.4 | 37.7 | 43.1 | 48.6 |
| | 62 | | TC | 51.8 | 51.8 | 58.6 | 49.2 | 49.2 | 57.4 | 46.6 | 46.6 | 54.4 | 43.2 | 43.2 | 50.5 | |
| | | | SHC | 42.0 | 50.3 | 58.6 | 40.9 | 49.2 | 57.4 | 38.7 | 46.6 | 54.4 | 35.9 | 43.2 | 50.5 | |
| | 67 | | TC | 54.9 | 54.9 | 54.9 | 52.2 | 52.2 | 52.4 | 49.0 | 49.0 | 51.6 | 44.7 | 44.7 | 50.4 | |
| | | | SHC | 34.2 | 43.5 | 52.9 | 33.4 | 42.9 | 52.4 | 32.4 | 42.0 | 51.6 | 31.0 | 40.7 | 50.4 | |
| | 72 | TC | 59.0 | 59.0 | 59.0 | 56.4 | 56.4 | 56.4 | 53.4 | 53.4 | 53.4 | 50.0 | 50.0 | 50.0 | | |
| | | SHC | 24.0 | 32.9 | 41.8 | 23.1 | 32.2 | 41.3 | 22.2 | 31.4 | 40.6 | 21.2 | 30.6 | 40.0 | | |
| | 76 | TC | — | 61.9 | 61.9 | — | 59.3 | 59.3 | — | 56.3 | 56.3 | — | 52.9 | 52.9 | | |
| | | SHC | — | 24.7 | 33.3 | — | 24.0 | 32.7 | — | 23.1 | 32.0 | — | 22.1 | 31.1 | | |

NOTE(S):

a. See minimum-maximum airflow ratings on page 6.

LEGEND

| | |
|---------|--|
| — | Do Not Operate |
| Cfm | Cubic Feet Per Minute (Supply Air) |
| EA (db) | Entering Air Temperature (dry bulb) |
| EA (wb) | Entering Air Temperature (wet bulb) |
| SHC | Sensible Heat Capacity (1000 Btuh) Gross |
| TC | Total Capacity (1000 Btuh) Gross |

Performance data (cont)

RHV048 Single Stage Cooling Capacities — 3 Phase^a

| RHV048 | | | | AMBIENT TEMPERATURE (F) | | | | | | | | | | | | |
|-------------|-------------|---------|------|-------------------------|------|------|---------|------|------|---------|------|------|---------|------|------|------|
| | | | | 85 | | | 95 | | | 105 | | | 115 | | | |
| | | | | EA (db) | | | EA (db) | | | EA (db) | | | EA (db) | | | |
| | | | | 75 | 80 | 85 | 75 | 80 | 85 | 75 | 80 | 85 | 75 | 80 | 85 | |
| 1200 Cfm | EA (wb) | 58 | TC | 42.2 | 42.2 | 47.7 | 39.8 | 39.8 | 45.0 | 37.1 | 37.1 | 42.0 | 34.1 | 34.1 | 38.6 | |
| | | | SHC | 36.7 | 42.2 | 47.7 | 34.6 | 39.8 | 45.0 | 32.2 | 37.1 | 42.0 | 29.6 | 34.1 | 38.6 | |
| | | 62 | TC | 44.9 | 44.9 | 45.7 | 41.6 | 41.6 | 44.1 | 38.1 | 38.1 | 42.3 | 34.2 | 34.2 | 40.1 | |
| | | | SHC | 33.6 | 39.6 | 45.7 | 31.9 | 38.0 | 44.1 | 30.2 | 36.3 | 42.3 | 28.1 | 34.1 | 40.1 | |
| | | 67 | TC | 50.1 | 50.1 | 50.1 | 47.1 | 47.1 | 47.1 | 43.3 | 43.3 | 43.3 | 39.3 | 39.3 | 39.3 | |
| | | | SHC | 27.9 | 33.9 | 39.8 | 26.5 | 32.5 | 38.5 | 24.8 | 30.9 | 36.9 | 23.1 | 29.2 | 35.3 | |
| | 72 | TC | 55.1 | 55.1 | 55.1 | 52.4 | 52.4 | 52.4 | 49.1 | 49.1 | 49.1 | 44.8 | 44.8 | 44.8 | | |
| | | SHC | 22.0 | 27.7 | 33.4 | 20.8 | 26.6 | 32.4 | 19.4 | 25.3 | 31.1 | 17.7 | 23.6 | 29.5 | | |
| | 76 | TC | — | 58.7 | 58.7 | — | 56.0 | 56.0 | — | 53.1 | 53.1 | — | 49.5 | 49.5 | | |
| | | SHC | — | 22.6 | 29.2 | — | 21.5 | 28.1 | — | 20.5 | 25.6 | — | 19.0 | 24.2 | | |
| | 1400 Cfm | EA (wb) | 58 | TC | 45.1 | 45.1 | 50.9 | 42.4 | 42.4 | 47.9 | 39.6 | 39.6 | 44.8 | 36.4 | 36.4 | 41.2 |
| | | | | SHC | 39.3 | 45.1 | 50.9 | 36.9 | 42.4 | 47.9 | 34.4 | 39.6 | 44.8 | 31.7 | 36.4 | 41.2 |
| 62 | | | TC | 46.7 | 46.7 | 50.3 | 43.2 | 43.2 | 48.5 | 40.3 | 40.3 | 43.9 | 36.9 | 36.9 | 41.6 | |
| | | | SHC | 36.4 | 43.4 | 50.3 | 34.6 | 41.5 | 48.5 | 31.5 | 37.7 | 43.9 | 29.5 | 35.6 | 41.6 | |
| 67 | | | TC | 51.7 | 51.7 | 51.7 | 48.7 | 48.7 | 48.7 | 44.8 | 44.8 | 44.8 | 40.5 | 40.5 | 40.5 | |
| | | | SHC | 29.6 | 36.5 | 43.3 | 28.4 | 35.3 | 42.3 | 26.7 | 33.7 | 40.7 | 24.9 | 31.9 | 39.0 | |
| 72 | | TC | 56.5 | 56.5 | 56.5 | 53.7 | 53.7 | 53.7 | 50.5 | 50.5 | 50.5 | 46.3 | 46.3 | 46.3 | | |
| | | SHC | 22.7 | 29.3 | 35.9 | 21.5 | 28.2 | 35.0 | 20.2 | 27.0 | 33.9 | 18.5 | 25.4 | 32.3 | | |
| 76 | | TC | — | 59.9 | 59.9 | — | 57.2 | 57.2 | — | 54.1 | 54.1 | — | 50.7 | 50.7 | | |
| | | SHC | — | 23.4 | 28.8 | — | 22.4 | 28.5 | — | 21.3 | 27.7 | — | 20.0 | 26.6 | | |
| 1600 Cfm | | EA (wb) | 58 | TC | 47.3 | 47.3 | 53.4 | 44.6 | 44.6 | 50.4 | 41.6 | 41.6 | 47.0 | 38.4 | 38.4 | 43.4 |
| | | | | SHC | 41.2 | 47.3 | 53.4 | 38.8 | 44.6 | 50.4 | 36.2 | 41.6 | 47.0 | 33.4 | 38.4 | 43.4 |
| | 62 | | TC | 48.1 | 48.1 | 54.4 | 44.9 | 44.9 | 51.8 | 41.9 | 41.9 | 47.9 | 38.4 | 38.4 | 45.2 | |
| | | | SHC | 38.8 | 46.6 | 54.4 | 36.7 | 44.2 | 51.8 | 33.9 | 40.9 | 47.9 | 31.7 | 38.4 | 45.2 | |
| | 67 | | TC | 52.9 | 52.9 | 52.9 | 49.9 | 49.9 | 49.9 | 46.0 | 46.0 | 46.0 | 41.5 | 41.5 | 42.5 | |
| | | | SHC | 31.2 | 38.9 | 46.7 | 30.0 | 37.8 | 45.7 | 28.4 | 36.4 | 44.3 | 26.6 | 34.5 | 42.5 | |
| | 72 | TC | 57.5 | 57.5 | 57.5 | 54.8 | 54.8 | 54.8 | 51.5 | 51.5 | 51.5 | 47.3 | 47.3 | 47.3 | | |
| | | SHC | 23.3 | 30.7 | 38.1 | 22.1 | 29.7 | 37.2 | 20.9 | 28.6 | 36.3 | 19.3 | 27.1 | 34.9 | | |
| | 76 | TC | — | 60.9 | 60.9 | — | 58.1 | 58.1 | — | 55.0 | 55.0 | — | 51.5 | 51.5 | | |
| | | SHC | — | 24.1 | 30.9 | — | 23.1 | 30.2 | — | 22.0 | 29.3 | — | 20.9 | 28.4 | | |
| | 1800 Cfm | EA (wb) | 58 | TC | 49.2 | 49.2 | 55.5 | 46.7 | 46.7 | 52.7 | 43.4 | 43.4 | 49.0 | 40.0 | 40.0 | 45.3 |
| | | | | SHC | 42.9 | 49.2 | 55.5 | 40.6 | 46.7 | 52.7 | 37.7 | 43.4 | 49.0 | 34.8 | 40.0 | 45.3 |
| 62 | | | TC | 49.7 | 49.7 | 56.9 | 47.1 | 47.1 | 53.1 | 43.4 | 43.4 | 50.9 | 40.1 | 40.1 | 47.1 | |
| | | | SHC | 40.5 | 48.7 | 56.9 | 37.9 | 45.5 | 53.1 | 35.9 | 43.4 | 50.9 | 33.1 | 40.1 | 47.1 | |
| 67 | | | TC | 53.8 | 53.8 | 53.8 | 50.8 | 50.8 | 50.8 | 46.9 | 46.9 | 47.7 | 42.3 | 42.3 | 45.8 | |
| | | | SHC | 32.6 | 41.2 | 49.7 | 31.5 | 40.2 | 48.9 | 30.0 | 38.8 | 47.7 | 28.1 | 36.9 | 45.8 | |
| 72 | | TC | 58.3 | 58.3 | 58.3 | 55.5 | 55.5 | 55.5 | 52.3 | 52.3 | 52.3 | 48.1 | 48.1 | 48.1 | | |
| | | SHC | 23.8 | 32.0 | 40.2 | 22.7 | 31.0 | 39.3 | 21.5 | 30.0 | 38.5 | 19.9 | 28.6 | 37.3 | | |
| 76 | | TC | — | 61.6 | 61.6 | — | 58.8 | 58.8 | — | 55.6 | 55.6 | — | 52.1 | 52.1 | | |
| | | SHC | — | 24.8 | 32.6 | — | 23.8 | 31.7 | — | 22.7 | 30.8 | — | 21.6 | 30.0 | | |
| 2000 Cfm | | EA (wb) | 58 | TC | 50.7 | 50.7 | 57.2 | 48.3 | 48.3 | 54.5 | 44.9 | 44.9 | 50.8 | 41.4 | 41.4 | 46.8 |
| | | | | SHC | 44.2 | 50.7 | 57.2 | 42.0 | 48.3 | 54.5 | 39.1 | 44.9 | 50.8 | 36.0 | 41.4 | 46.8 |
| | 62 | | TC | 51.5 | 51.5 | 57.5 | 48.3 | 48.3 | 56.6 | 45.0 | 45.0 | 52.8 | 41.5 | 41.5 | 48.7 | |
| | | | SHC | 41.2 | 49.3 | 57.5 | 40.0 | 48.3 | 56.6 | 37.2 | 45.0 | 52.8 | 34.3 | 41.5 | 48.7 | |
| | 67 | | TC | 54.6 | 54.6 | 54.6 | 51.6 | 51.6 | 51.9 | 47.7 | 47.7 | 50.9 | 43.0 | 43.0 | 49.0 | |
| | | | SHC | 33.9 | 43.2 | 52.5 | 32.9 | 42.4 | 51.9 | 31.5 | 41.2 | 50.9 | 29.6 | 39.3 | 49.0 | |
| | 72 | TC | 59.0 | 59.0 | 59.0 | 56.1 | 56.1 | 56.1 | 52.9 | 52.9 | 52.9 | 48.7 | 48.7 | 48.7 | | |
| | | SHC | 24.3 | 33.2 | 42.1 | 23.2 | 32.3 | 41.3 | 22.0 | 31.3 | 40.6 | 20.6 | 30.1 | 39.7 | | |
| | 76 | TC | — | 62.1 | 62.1 | — | 59.3 | 59.3 | — | 56.0 | 56.0 | — | 52.6 | 52.6 | | |
| | | SHC | — | 25.5 | 34.1 | — | 24.5 | 33.2 | — | 23.3 | 32.2 | — | 22.3 | 31.4 | | |

NOTE(S):

a. See minimum-maximum airflow ratings on page 6.

LEGEND

| | |
|---------|--|
| — | Do Not Operate |
| Cfm | Cubic Feet Per Minute (Supply Air) |
| EA (db) | Entering Air Temperature (dry bulb) |
| EA (wb) | Entering Air Temperature (wet bulb) |
| SHC | Sensible Heat Capacity (1000 Btuh) Gross |
| TC | Total Capacity (1000 Btuh) Gross |

Performance data (cont)

RHV060 Single Stage Cooling Capacities^a

| RHV060 | | | AMBIENT TEMPERATURE (F) | | | | | | | | | | | | | |
|-------------|-------------|------------|-------------------------|------|------|---------|------|------|---------|------|------|---------|------|------|------|------|
| | | | 85 | | | 95 | | | 105 | | | 115 | | | | |
| | | | EA (db) | | | EA (db) | | | EA (db) | | | EA (db) | | | | |
| | | | 75 | 80 | 85 | 75 | 80 | 85 | 75 | 80 | 85 | 75 | 80 | 85 | | |
| 1500 Cfm | EA (wb) | 58 | TC | 53.2 | 53.2 | 60.1 | 49.8 | 49.8 | 56.3 | 46.2 | 46.2 | 52.3 | 42.4 | 42.4 | 48.0 | |
| | | | SHC | 46.3 | 53.2 | 60.1 | 43.3 | 49.8 | 56.3 | 40.1 | 46.2 | 52.3 | 36.7 | 42.4 | 48.0 | |
| | | 62 | TC | 55.6 | 55.6 | 58.8 | 51.3 | 51.3 | 56.7 | 46.4 | 46.4 | 54.2 | 42.4 | 42.4 | 50.0 | |
| | | | SHC | 42.6 | 50.7 | 58.8 | 40.4 | 48.6 | 56.7 | 38.0 | 46.1 | 54.2 | 34.9 | 42.4 | 50.0 | |
| | | 67 | TC | 62.7 | 62.7 | 62.7 | 58.2 | 58.2 | 58.2 | 53.5 | 53.5 | 53.5 | 48.1 | 48.1 | 48.1 | |
| | | | SHC | 35.4 | 43.4 | 51.5 | 33.3 | 41.4 | 49.5 | 31.2 | 39.3 | 47.4 | 28.9 | 37.0 | 45.1 | |
| | 72 | TC | 67.7 | 67.7 | 67.7 | 64.7 | 64.7 | 64.7 | 60.8 | 60.8 | 60.8 | 55.3 | 55.3 | 55.3 | | |
| | | SHC | 27.0 | 34.6 | 42.2 | 25.6 | 33.4 | 41.2 | 24.0 | 32.0 | 40.0 | 21.7 | 29.8 | 37.9 | | |
| | 76 | TC | — | 73.5 | 73.5 | — | 69.7 | 69.7 | — | 66.0 | 66.0 | — | 61.5 | 61.5 | | |
| | | SHC | — | 28.5 | 35.0 | — | 27.0 | 34.1 | — | 25.5 | 33.1 | — | 23.9 | 31.7 | | |
| | 1800 Cfm | EA (wb) | 58 | TC | 56.9 | 56.9 | 64.2 | 53.4 | 53.4 | 60.4 | 49.6 | 49.6 | 56.1 | 45.4 | 45.4 | 51.4 |
| | | | | SHC | 49.5 | 56.9 | 64.2 | 46.5 | 53.4 | 60.4 | 43.1 | 49.6 | 56.1 | 39.4 | 45.4 | 51.4 |
| 62 | | | TC | 57.8 | 57.8 | 65.3 | 53.7 | 53.7 | 62.3 | 49.7 | 49.7 | 58.4 | 45.5 | 45.5 | 53.5 | |
| | | | SHC | 46.5 | 55.9 | 65.3 | 44.0 | 53.1 | 62.3 | 41.0 | 49.7 | 58.4 | 37.4 | 45.5 | 53.5 | |
| 67 | | | TC | 64.1 | 64.1 | 64.1 | 60.3 | 60.3 | 60.3 | 55.3 | 55.3 | 55.3 | 49.9 | 49.9 | 50.3 | |
| | | | SHC | 37.4 | 46.6 | 55.8 | 35.9 | 45.3 | 54.7 | 33.7 | 43.1 | 52.5 | 31.4 | 40.8 | 50.3 | |
| 72 | | TC | 70.2 | 70.2 | 70.2 | 66.8 | 66.8 | 66.8 | 62.6 | 62.6 | 62.6 | 57.2 | 57.2 | 57.2 | | |
| | | SHC | 28.2 | 37.2 | 46.2 | 26.8 | 35.9 | 45.0 | 25.1 | 34.4 | 43.8 | 22.9 | 32.3 | 41.7 | | |
| 76 | | TC | — | 75.8 | 75.8 | — | 72.1 | 72.1 | — | 67.9 | 67.9 | — | 63.1 | 63.1 | | |
| | | SHC | — | 29.9 | 38.6 | — | 28.5 | 37.3 | — | 27.0 | 35.9 | — | 25.2 | 34.4 | | |
| 2100 Cfm | | EA (wb) | 58 | TC | 60.0 | 60.0 | 67.7 | 56.3 | 56.3 | 63.7 | 52.5 | 52.5 | 59.3 | 48.2 | 48.2 | 54.5 |
| | | | | SHC | 52.2 | 60.0 | 67.7 | 49.0 | 56.3 | 63.7 | 45.6 | 52.5 | 59.3 | 41.8 | 48.2 | 54.5 |
| | 62 | | TC | 60.1 | 60.1 | 70.4 | 56.4 | 56.4 | 66.2 | 52.5 | 52.5 | 61.7 | 48.2 | 48.2 | 56.8 | |
| | | | SHC | 49.7 | 60.1 | 70.4 | 46.6 | 56.4 | 66.2 | 43.4 | 52.5 | 61.7 | 39.7 | 48.2 | 56.8 | |
| | 67 | | TC | 65.7 | 65.7 | 65.7 | 61.9 | 61.9 | 61.9 | 56.6 | 56.6 | 57.5 | 51.2 | 51.2 | 55.2 | |
| | | | SHC | 39.7 | 50.1 | 60.6 | 38.3 | 49.0 | 59.7 | 36.0 | 46.8 | 57.5 | 33.8 | 44.5 | 55.2 | |
| | 72 | TC | 72.0 | 72.0 | 72.0 | 68.6 | 68.6 | 68.6 | 64.1 | 64.1 | 64.1 | 58.5 | 58.5 | 58.5 | | |
| | | SHC | 29.3 | 39.6 | 49.9 | 27.9 | 38.3 | 48.7 | 26.1 | 36.8 | 47.4 | 24.0 | 34.6 | 45.3 | | |
| | 76 | TC | — | 77.0 | 77.0 | — | 73.3 | 73.3 | — | 69.1 | 69.1 | — | 64.2 | 64.2 | | |
| | | SHC | — | 31.0 | 40.9 | — | 29.6 | 39.7 | — | 28.1 | 38.3 | — | 26.4 | 36.9 | | |
| | 2400 Cfm | EA (wb) | 58 | TC | 62.7 | 62.7 | 70.8 | 58.9 | 58.9 | 66.5 | 54.8 | 54.8 | 61.9 | 50.5 | 50.5 | 57.1 |
| | | | | SHC | 54.6 | 62.7 | 70.8 | 51.2 | 58.9 | 66.5 | 47.6 | 54.8 | 61.9 | 43.8 | 50.5 | 57.1 |
| 62 | | | TC | 62.8 | 62.8 | 73.6 | 58.9 | 58.9 | 69.2 | 54.9 | 54.9 | 64.4 | 50.5 | 50.5 | 59.4 | |
| | | | SHC | 52.0 | 62.8 | 73.6 | 48.7 | 58.9 | 69.2 | 45.3 | 54.9 | 64.4 | 41.7 | 50.5 | 59.4 | |
| 67 | | | TC | 67.3 | 67.3 | 67.3 | 63.2 | 63.2 | 64.5 | 57.8 | 57.8 | 62.3 | 52.2 | 52.2 | 60.0 | |
| | | | SHC | 42.1 | 53.8 | 65.6 | 40.5 | 52.5 | 64.5 | 38.3 | 50.3 | 62.3 | 36.0 | 48.0 | 60.0 | |
| 72 | | TC | 73.5 | 73.5 | 73.5 | 69.7 | 69.7 | 69.7 | 65.2 | 65.2 | 65.2 | 59.5 | 59.5 | 59.5 | | |
| | | SHC | 30.3 | 41.8 | 53.3 | 28.8 | 40.4 | 52.0 | 27.1 | 38.9 | 50.8 | 24.9 | 36.9 | 48.9 | | |
| 76 | | TC | — | 78.1 | 78.1 | — | 74.2 | 74.2 | — | 69.9 | 69.9 | — | 65.1 | 65.1 | | |
| | | SHC | — | 32.1 | 43.2 | — | 30.7 | 41.9 | — | 29.1 | 40.5 | — | 27.5 | 39.2 | | |
| 2700 Cfm | | EA (wb) | 58 | TC | 64.6 | 64.6 | 72.9 | 61.0 | 61.0 | 69.0 | 56.8 | 56.8 | 64.2 | 52.3 | 52.3 | 59.2 |
| | | | | SHC | 56.3 | 64.6 | 72.9 | 53.1 | 61.0 | 69.0 | 49.4 | 56.8 | 64.2 | 45.4 | 52.3 | 59.2 |
| | 62 | | TC | 64.4 | 64.4 | 75.5 | 61.1 | 61.1 | 71.7 | 56.8 | 56.8 | 66.7 | 52.4 | 52.4 | 61.6 | |
| | | | SHC | 53.4 | 64.4 | 75.5 | 50.5 | 61.1 | 71.7 | 46.9 | 56.8 | 66.7 | 43.2 | 52.4 | 61.6 | |
| | 67 | | TC | 68.3 | 68.3 | 70.0 | 64.2 | 64.2 | 69.1 | 58.8 | 58.8 | 67.1 | 53.1 | 53.1 | 64.6 | |
| | | | SHC | 44.1 | 57.1 | 70.0 | 42.7 | 55.9 | 69.1 | 40.5 | 53.8 | 67.1 | 38.1 | 51.4 | 64.6 | |
| | 72 | TC | 74.3 | 74.3 | 74.3 | 70.5 | 70.5 | 70.5 | 66.1 | 66.1 | 66.1 | 60.3 | 60.3 | 60.3 | | |
| | | SHC | 31.1 | 43.8 | 56.5 | 29.6 | 42.4 | 55.2 | 27.9 | 41.0 | 54.1 | 25.8 | 39.1 | 52.3 | | |
| | 76 | TC | — | 78.9 | 78.9 | — | 74.9 | 74.9 | — | 70.6 | 70.6 | — | 65.8 | 65.8 | | |
| | | SHC | — | 33.0 | 45.2 | — | 31.7 | 44.1 | — | 30.1 | 42.7 | — | 28.6 | 41.5 | | |

NOTE(S):

a. See minimum-maximum airflow ratings on page 6.

LEGEND

| | |
|---------|--|
| — | Do Not Operate |
| Cfm | Cubic Feet Per Minute (Supply Air) |
| EA (db) | Entering Air Temperature (dry bulb) |
| EA (wb) | Entering Air Temperature (wet bulb) |
| SHC | Sensible Heat Capacity (1000 Btuh) Gross |
| TC | Total Capacity (1000 Btuh) Gross |

Performance data (cont)

RHV072 High Stage Cooling Capacities^a

| RHV072 | | | | AMBIENT TEMPERATURE (F) | | | | | | | | | | | | |
|-------------|-------------|------------|------|-------------------------|------|------|---------|------|------|---------|------|------|---------|------|------|------|
| | | | | 85 | | | 95 | | | 105 | | | 115 | | | |
| | | | | EA (db) | | | EA (db) | | | EA (db) | | | EA (db) | | | |
| | | | | 75 | 80 | 85 | 75 | 80 | 85 | 75 | 80 | 85 | 75 | 80 | 85 | |
| 1800 Cfm | EA (wb) | 58 | TC | 65.7 | 65.7 | 74.1 | 62.9 | 62.9 | 71.0 | 59.9 | 59.9 | 67.7 | 56.7 | 56.7 | 64.1 | |
| | | | SHC | 57.2 | 65.7 | 74.1 | 54.8 | 62.9 | 71.0 | 52.2 | 59.9 | 67.7 | 49.4 | 56.7 | 64.1 | |
| | | 62 | TC | 68.3 | 68.3 | 71.8 | 64.8 | 64.8 | 70.0 | 61.0 | 61.0 | 68.2 | 57.0 | 57.0 | 66.2 | |
| | | | SHC | 52.3 | 62.0 | 71.8 | 50.5 | 60.3 | 70.0 | 48.7 | 58.5 | 68.2 | 46.7 | 56.5 | 66.2 | |
| | | 67 | TC | 75.2 | 75.2 | 75.2 | 71.4 | 71.4 | 71.4 | 67.4 | 67.4 | 67.4 | 63.1 | 63.1 | 63.1 | |
| | | | SHC | 42.9 | 52.6 | 62.3 | 41.2 | 50.9 | 60.6 | 39.4 | 49.1 | 58.8 | 37.5 | 47.2 | 57.0 | |
| | 72 | TC | 81.1 | 81.1 | 81.1 | 78.4 | 78.4 | 78.4 | 74.4 | 74.4 | 74.4 | 69.7 | 69.7 | 69.7 | | |
| | | SHC | 32.6 | 41.7 | 50.9 | 31.5 | 41.0 | 50.6 | 29.9 | 39.5 | 49.2 | 28.0 | 37.7 | 47.4 | | |
| | 76 | TC | — | 87.4 | 87.4 | — | 84.0 | 84.0 | — | 80.2 | 80.2 | — | 75.4 | 75.4 | | |
| | | SHC | — | 34.2 | 41.9 | — | 32.9 | 41.6 | — | 31.6 | 40.8 | — | 29.9 | 39.3 | | |
| | 2100 Cfm | EA (wb) | 58 | TC | 69.4 | 69.4 | 78.3 | 66.4 | 66.4 | 75.0 | 63.2 | 63.2 | 71.4 | 59.8 | 59.8 | 67.5 |
| | | | | SHC | 60.5 | 69.4 | 78.3 | 57.9 | 66.4 | 75.0 | 55.1 | 63.2 | 71.4 | 52.1 | 59.8 | 67.5 |
| 62 | | | TC | 70.5 | 70.5 | 79.3 | 66.8 | 66.8 | 77.3 | 63.3 | 63.3 | 74.1 | 59.9 | 59.9 | 70.2 | |
| | | | SHC | 56.7 | 68.0 | 79.3 | 54.8 | 66.1 | 77.3 | 52.4 | 63.2 | 74.1 | 49.5 | 59.9 | 70.2 | |
| 67 | | | TC | 77.5 | 77.5 | 77.5 | 73.5 | 73.5 | 73.5 | 69.2 | 69.2 | 69.2 | 64.7 | 64.7 | 64.7 | |
| | | | SHC | 45.7 | 57.0 | 68.3 | 44.0 | 55.3 | 66.6 | 42.2 | 53.5 | 64.8 | 40.3 | 51.6 | 62.9 | |
| 72 | | TC | 84.1 | 84.1 | 84.1 | 80.8 | 80.8 | 80.8 | 76.2 | 76.2 | 76.2 | 71.4 | 71.4 | 71.4 | | |
| | | SHC | 34.1 | 45.0 | 55.8 | 32.9 | 44.1 | 55.3 | 31.1 | 42.3 | 53.6 | 29.2 | 40.5 | 51.7 | | |
| 76 | | TC | — | 90.5 | 90.5 | — | 86.7 | 86.7 | — | 82.3 | 82.3 | — | 77.1 | 77.1 | | |
| | | SHC | — | 36.1 | 46.4 | — | 34.7 | 45.3 | — | 33.2 | 44.2 | — | 31.4 | 42.5 | | |
| 2400 Cfm | | EA (wb) | 58 | TC | 72.6 | 72.6 | 81.9 | 69.4 | 69.4 | 78.3 | 66.0 | 66.0 | 74.5 | 62.4 | 62.4 | 70.4 |
| | | | | SHC | 63.3 | 72.6 | 81.9 | 60.5 | 69.4 | 78.3 | 57.5 | 66.0 | 74.5 | 54.3 | 62.4 | 70.4 |
| | 62 | | TC | 73.7 | 73.7 | 82.3 | 69.7 | 69.7 | 81.6 | 66.1 | 66.1 | 77.4 | 62.4 | 62.4 | 73.2 | |
| | | | SHC | 59.0 | 70.7 | 82.3 | 57.7 | 69.6 | 81.6 | 54.7 | 66.1 | 77.4 | 51.7 | 62.4 | 73.2 | |
| | 67 | | TC | 79.2 | 79.2 | 79.2 | 75.0 | 75.0 | 75.0 | 70.6 | 70.6 | 70.6 | 65.9 | 65.9 | 68.7 | |
| | | | SHC | 48.5 | 61.3 | 74.2 | 46.7 | 59.6 | 72.4 | 44.9 | 57.7 | 70.6 | 42.9 | 55.8 | 68.7 | |
| | 72 | TC | 86.3 | 86.3 | 86.3 | 82.4 | 82.4 | 82.4 | 77.7 | 77.7 | 77.7 | 72.7 | 72.7 | 72.7 | | |
| | | SHC | 35.5 | 48.0 | 60.5 | 34.0 | 46.8 | 59.6 | 32.2 | 45.0 | 57.8 | 30.3 | 43.2 | 56.0 | | |
| | 76 | TC | — | 92.8 | 92.8 | — | 88.7 | 88.7 | — | 83.8 | 83.8 | — | 78.5 | 78.5 | | |
| | | SHC | — | 37.7 | 49.7 | — | 36.3 | 48.7 | — | 34.7 | 47.2 | — | 32.9 | 45.5 | | |
| | 2700 Cfm | EA (wb) | 58 | TC | 75.3 | 75.3 | 84.9 | 71.9 | 71.9 | 81.1 | 68.3 | 68.3 | 77.1 | 64.5 | 64.5 | 72.8 |
| | | | | SHC | 65.6 | 75.3 | 84.9 | 62.7 | 71.9 | 81.1 | 59.5 | 68.3 | 77.1 | 56.2 | 64.5 | 72.8 |
| 62 | | | TC | 75.3 | 75.3 | 88.2 | 72.0 | 72.0 | 84.3 | 68.4 | 68.4 | 80.2 | 64.6 | 64.6 | 75.7 | |
| | | | SHC | 62.5 | 75.3 | 88.2 | 59.7 | 72.0 | 84.3 | 56.7 | 68.4 | 80.2 | 53.5 | 64.6 | 75.7 | |
| 67 | | | TC | 80.5 | 80.5 | 80.5 | 76.2 | 76.2 | 78.2 | 71.6 | 71.6 | 76.3 | 66.8 | 66.8 | 74.3 | |
| | | | SHC | 51.1 | 65.5 | 79.9 | 49.3 | 63.7 | 78.2 | 47.5 | 61.9 | 76.3 | 45.5 | 59.9 | 74.3 | |
| 72 | | TC | 88.3 | 88.3 | 88.3 | 83.7 | 83.7 | 83.7 | 78.8 | 78.8 | 78.8 | 73.6 | 73.6 | 73.6 | | |
| | | SHC | 36.9 | 51.2 | 65.5 | 35.1 | 49.5 | 63.8 | 33.3 | 47.6 | 62.0 | 31.4 | 45.8 | 60.1 | | |
| 76 | | TC | — | 94.7 | 94.7 | — | 90.1 | 90.1 | — | 85.0 | 85.0 | — | 79.5 | 79.5 | | |
| | | SHC | — | 39.3 | 53.0 | — | 37.8 | 51.9 | — | 36.1 | 50.2 | — | 34.2 | 48.4 | | |
| 3000 Cfm | | EA (wb) | 58 | TC | 77.5 | 77.5 | 87.4 | 74.0 | 74.0 | 83.5 | 70.3 | 70.3 | 79.3 | 66.3 | 66.3 | 74.9 |
| | | | | SHC | 67.6 | 77.5 | 87.4 | 64.6 | 74.0 | 83.5 | 61.3 | 70.3 | 79.3 | 57.8 | 66.3 | 74.9 |
| | 62 | | TC | 77.6 | 77.6 | 90.9 | 74.1 | 74.1 | 86.8 | 70.4 | 70.4 | 82.5 | 66.4 | 66.4 | 77.8 | |
| | | | SHC | 64.4 | 77.6 | 90.9 | 61.4 | 74.1 | 86.8 | 58.3 | 70.4 | 82.5 | 55.0 | 66.4 | 77.8 | |
| | 67 | | TC | 81.5 | 81.5 | 85.6 | 77.1 | 77.1 | 83.7 | 72.5 | 72.5 | 81.8 | 67.6 | 67.6 | 79.8 | |
| | | | SHC | 53.7 | 69.6 | 85.6 | 51.9 | 67.8 | 83.7 | 50.0 | 65.9 | 81.8 | 48.0 | 63.9 | 79.8 | |
| | 72 | TC | 89.4 | 89.4 | 89.4 | 84.7 | 84.7 | 84.7 | 79.7 | 79.7 | 79.7 | 74.4 | 74.4 | 74.4 | | |
| | | SHC | 37.9 | 53.8 | 69.6 | 36.2 | 52.0 | 67.9 | 34.3 | 50.2 | 66.1 | 32.4 | 48.3 | 64.2 | | |
| | 76 | TC | — | 96.1 | 96.1 | — | 91.2 | 91.2 | — | 85.9 | 85.9 | — | 80.3 | 80.3 | | |
| | | SHC | — | 40.8 | 56.3 | — | 39.2 | 54.8 | — | 37.4 | 53.1 | — | 35.6 | 51.3 | | |

NOTE(S):

a. See minimum-maximum airflow ratings on page 6.

LEGEND

| | |
|---------|--|
| — | Do Not Operate |
| Cfm | Cubic Feet Per Minute (Supply Air) |
| EA (db) | Entering Air Temperature (dry bulb) |
| EA (wb) | Entering Air Temperature (wet bulb) |
| SHC | Sensible Heat Capacity (1000 Btuh) Gross |
| TC | Total Capacity (1000 Btuh) Gross |

Performance data (cont)

RHV072 Low Stage Cooling Capacities^a

| RHV072 | | | | AMBIENT TEMPERATURE (F) | | | | | | | | | | | | |
|-------------|-------------|------------|------|-------------------------|------|------|---------|------|------|---------|------|------|---------|------|------|------|
| | | | | 85 | | | 95 | | | 105 | | | 115 | | | |
| | | | | EA (db) | | | EA (db) | | | EA (db) | | | EA (db) | | | |
| | | | | 75 | 80 | 85 | 75 | 80 | 85 | 75 | 80 | 85 | 75 | 80 | 85 | |
| 1500 Cfm | EA (wb) | 58 | TC | 49.6 | 49.6 | 56.1 | 47.3 | 47.3 | 53.5 | 44.6 | 44.6 | 50.5 | 41.7 | 41.7 | 47.2 | |
| | | | SHC | 43.1 | 49.6 | 56.1 | 41.0 | 47.3 | 53.5 | 38.7 | 44.6 | 50.5 | 36.1 | 41.7 | 47.2 | |
| | | 62 | TC | 50.8 | 50.8 | 56.3 | 47.8 | 47.8 | 54.8 | 45.2 | 45.2 | 51.4 | 41.7 | 41.7 | 49.2 | |
| | | | SHC | 40.2 | 48.3 | 56.3 | 38.6 | 46.7 | 54.8 | 36.3 | 43.9 | 51.4 | 34.3 | 41.7 | 49.2 | |
| | | 67 | TC | 56.6 | 56.6 | 56.6 | 53.3 | 53.3 | 53.3 | 49.7 | 49.7 | 49.7 | 45.8 | 45.8 | 45.8 | |
| | | | SHC | 32.6 | 40.7 | 48.8 | 31.1 | 39.2 | 47.3 | 29.5 | 37.6 | 45.7 | 27.8 | 35.9 | 44.0 | |
| | 72 | TC | 61.9 | 61.9 | 61.9 | 59.2 | 59.2 | 59.2 | 55.7 | 55.7 | 55.7 | 51.5 | 51.5 | 51.5 | | |
| | | SHC | 24.4 | 32.1 | 39.7 | 23.3 | 31.2 | 39.1 | 21.9 | 29.9 | 37.9 | 20.2 | 28.2 | 36.3 | | |
| | 76 | TC | — | 67.3 | 67.3 | — | 64.3 | 64.3 | — | 60.7 | 60.7 | — | 56.3 | 56.3 | | |
| | | SHC | — | 26.0 | 32.9 | — | 24.9 | 32.3 | — | 23.6 | 31.3 | — | 22.0 | 29.8 | | |
| | 1750 Cfm | EA (wb) | 58 | TC | 52.9 | 52.9 | 59.8 | 50.3 | 50.3 | 56.9 | 47.4 | 47.4 | 53.7 | 44.2 | 44.2 | 50.1 |
| | | | | SHC | 45.9 | 52.9 | 59.8 | 43.6 | 50.3 | 56.9 | 41.1 | 47.4 | 53.7 | 38.3 | 44.2 | 50.1 |
| 62 | | | TC | 53.0 | 53.0 | 61.9 | 50.3 | 50.3 | 59.2 | 47.4 | 47.4 | 55.9 | 44.2 | 44.2 | 52.2 | |
| | | | SHC | 43.5 | 52.7 | 61.9 | 41.4 | 50.3 | 59.2 | 39.0 | 47.4 | 55.9 | 36.3 | 44.2 | 52.2 | |
| 67 | | | TC | 58.3 | 58.3 | 58.3 | 54.8 | 54.8 | 54.8 | 51.0 | 51.0 | 51.3 | 46.9 | 46.9 | 49.5 | |
| | | | SHC | 35.1 | 44.8 | 54.4 | 33.6 | 43.2 | 52.9 | 31.9 | 41.6 | 51.3 | 30.2 | 39.9 | 49.5 | |
| 72 | | TC | 64.3 | 64.3 | 64.3 | 61.1 | 61.1 | 61.1 | 57.0 | 57.0 | 57.0 | 52.6 | 52.6 | 52.6 | | |
| | | SHC | 25.6 | 34.9 | 44.2 | 24.3 | 33.9 | 43.5 | 22.7 | 32.3 | 42.0 | 21.0 | 30.6 | 40.3 | | |
| 76 | | TC | — | 69.9 | 69.9 | — | 66.4 | 66.4 | — | 62.3 | 62.3 | — | 57.6 | 57.6 | | |
| | | SHC | — | 27.5 | 36.5 | — | 26.2 | 35.4 | — | 24.8 | 34.2 | — | 23.1 | 32.6 | | |
| 2000 Cfm | | EA (wb) | 58 | TC | 55.3 | 55.3 | 62.6 | 52.5 | 52.5 | 59.5 | 49.4 | 49.4 | 56.0 | 46.0 | 46.0 | 52.3 |
| | | | | SHC | 48.0 | 55.3 | 62.6 | 45.5 | 52.5 | 59.5 | 42.8 | 49.4 | 56.0 | 39.8 | 46.0 | 52.3 |
| | 62 | | TC | 55.3 | 55.3 | 65.1 | 52.5 | 52.5 | 61.9 | 49.5 | 49.5 | 58.3 | 46.1 | 46.1 | 54.4 | |
| | | | SHC | 45.6 | 55.3 | 65.1 | 43.2 | 52.5 | 61.9 | 40.6 | 49.5 | 58.3 | 37.8 | 46.1 | 54.4 | |
| | 67 | | TC | 59.2 | 59.2 | 59.7 | 55.6 | 55.6 | 58.2 | 51.7 | 51.7 | 56.5 | 47.4 | 47.4 | 54.7 | |
| | | | SHC | 37.3 | 48.5 | 59.7 | 35.8 | 47.0 | 58.2 | 34.1 | 45.3 | 56.5 | 32.3 | 43.5 | 54.7 | |
| | 72 | TC | 65.8 | 65.8 | 65.8 | 62.0 | 62.0 | 62.0 | 57.8 | 57.8 | 57.8 | 53.2 | 53.2 | 53.2 | | |
| | | SHC | 26.4 | 37.5 | 48.6 | 24.9 | 36.1 | 47.3 | 23.3 | 34.5 | 45.7 | 21.5 | 32.7 | 43.9 | | |
| | 76 | TC | — | 71.4 | 71.4 | — | 67.5 | 67.5 | — | 63.0 | 63.0 | — | 58.2 | 58.2 | | |
| | | SHC | — | 28.5 | 39.2 | — | 27.2 | 38.2 | — | 25.7 | 36.6 | — | 24.0 | 35.0 | | |
| | 2250 Cfm | EA (wb) | 58 | TC | 57.1 | 57.1 | 64.7 | 54.1 | 54.1 | 61.4 | 50.8 | 50.8 | 57.7 | 47.3 | 47.3 | 53.8 |
| | | | | SHC | 49.5 | 57.1 | 64.7 | 46.9 | 54.1 | 61.4 | 44.0 | 50.8 | 57.7 | 40.8 | 47.3 | 53.8 |
| 62 | | | TC | 57.1 | 57.1 | 67.3 | 54.2 | 54.2 | 63.8 | 50.9 | 50.9 | 60.1 | 47.3 | 47.3 | 56.0 | |
| | | | SHC | 47.0 | 57.1 | 67.3 | 44.5 | 54.2 | 63.8 | 41.7 | 50.9 | 60.1 | 38.7 | 47.3 | 56.0 | |
| 67 | | | TC | 59.7 | 59.7 | 64.7 | 56.0 | 56.0 | 63.1 | 51.9 | 51.9 | 61.4 | 47.6 | 47.6 | 59.4 | |
| | | | SHC | 39.2 | 52.0 | 64.7 | 37.7 | 50.4 | 63.1 | 35.9 | 48.7 | 61.4 | 34.1 | 46.8 | 59.4 | |
| 72 | | TC | 66.4 | 66.4 | 66.4 | 62.4 | 62.4 | 62.4 | 58.0 | 58.0 | 58.0 | 53.3 | 53.3 | 53.3 | | |
| | | SHC | 26.9 | 39.5 | 52.2 | 25.3 | 38.0 | 50.7 | 23.6 | 36.4 | 49.1 | 21.9 | 34.6 | 47.3 | | |
| 76 | | TC | — | 72.1 | 72.1 | — | 68.0 | 68.0 | — | 63.3 | 63.3 | — | 58.4 | 58.4 | | |
| | | SHC | — | 29.3 | 41.6 | — | 27.9 | 40.4 | — | 26.3 | 38.8 | — | 24.6 | 37.2 | | |
| 2500 Cfm | | EA (wb) | 58 | TC | 58.3 | 58.3 | 66.1 | 55.2 | 55.2 | 62.7 | 51.8 | 51.8 | 58.9 | 48.1 | 48.1 | 54.7 |
| | | | | SHC | 50.4 | 58.3 | 66.1 | 47.7 | 55.2 | 62.7 | 44.7 | 51.8 | 58.9 | 41.4 | 48.1 | 54.7 |
| | 62 | | TC | 58.3 | 58.3 | 68.8 | 55.2 | 55.2 | 65.2 | 51.8 | 51.8 | 61.3 | 48.1 | 48.1 | 57.0 | |
| | | | SHC | 47.8 | 58.3 | 68.8 | 45.2 | 55.2 | 65.2 | 42.3 | 51.8 | 61.3 | 39.2 | 48.1 | 57.0 | |
| | 67 | | TC | 59.7 | 59.7 | 69.3 | 56.0 | 56.0 | 67.6 | 52.0 | 52.0 | 65.5 | 48.2 | 48.2 | 61.1 | |
| | | | SHC | 40.9 | 55.1 | 69.3 | 39.3 | 53.4 | 67.6 | 37.4 | 51.5 | 65.5 | 34.7 | 47.9 | 61.1 | |
| | 72 | TC | 66.4 | 66.4 | 66.4 | 62.3 | 62.3 | 62.3 | 57.8 | 57.8 | 57.8 | 53.0 | 53.0 | 53.0 | | |
| | | SHC | 27.0 | 41.2 | 55.4 | 25.4 | 39.7 | 53.9 | 23.8 | 38.0 | 52.2 | 22.0 | 36.2 | 50.5 | | |
| | 76 | TC | — | 72.3 | 72.3 | — | 67.9 | 67.9 | — | 63.2 | 63.2 | — | 58.1 | 58.1 | | |
| | | SHC | — | 29.8 | 43.8 | — | 28.3 | 42.3 | — | 26.7 | 40.8 | — | 25.0 | 39.1 | | |

NOTE(S):
a. See minimum-maximum airflow ratings on page 6.

LEGEND

- Do Not Operate
- Cfm Cubic Feet Per Minute (Supply Air)
- EA (db) Entering Air Temperature (dry bulb)
- EA (wb) Entering Air Temperature (wet bulb)
- SHC Sensible Heat Capacity (1000 Btuh) Gross
- TC Total Capacity (1000 Btuh) Gross

Performance data (cont)

RHV036 Heating Capacities

| RHV036 (3 Tons) | | | | | | | | | | | |
|-----------------------|-----------------------|-----------|---|------|------|------|------|------|------|------|------|
| Return Air (°F db) | CFM (Standard Air) | | Temperature Air Entering Outdoor Coil (°F db at 70% rh) | | | | | | | | |
| | | | -10 | 0 | 10 | 17 | 30 | 40 | 47 | 50 | 60 |
| 55 | 900 | Capacity | 10.0 | 13.5 | 17.3 | 20.1 | 26.0 | 31.1 | 34.5 | 35.5 | 40.2 |
| | | Int. Cap. | 9.2 | 12.5 | 15.9 | 18.4 | 22.8 | 31.1 | 34.5 | 35.5 | 40.2 |
| | 1200 | Capacity | 10.4 | 13.9 | 17.8 | 20.7 | 26.8 | 31.9 | 35.1 | 36.2 | 41.1 |
| | | Int. Cap. | 9.6 | 12.8 | 16.3 | 18.9 | 23.5 | 31.9 | 35.1 | 36.2 | 41.1 |
| | 1500 | Capacity | 10.4 | 14.1 | 18.1 | 21.0 | 27.4 | 32.1 | 35.4 | 36.5 | 41.4 |
| | | Int. Cap. | 9.6 | 13.0 | 16.6 | 19.1 | 24.0 | 32.1 | 35.4 | 36.5 | 41.4 |
| 70 | 900 | Capacity | 8.2 | 11.7 | 15.6 | 18.4 | 24.1 | 28.8 | 32.9 | 33.9 | 38.6 |
| | | Int. Cap. | 7.6 | 10.8 | 14.3 | 16.8 | 21.1 | 28.8 | 32.9 | 33.9 | 38.6 |
| | 1200 | Capacity | 8.5 | 12.2 | 16.1 | 19.1 | 25.0 | 30.1 | 34.1 | 34.9 | 39.6 |
| | | Int. Cap. | 7.9 | 11.2 | 14.8 | 17.4 | 21.9 | 30.1 | 34.1 | 34.9 | 39.6 |
| | 1500 | Capacity | 8.7 | 12.5 | 16.5 | 19.4 | 25.6 | 30.9 | 34.3 | 35.3 | 39.9 |
| | | Int. Cap. | 8.1 | 11.5 | 15.1 | 17.7 | 22.4 | 30.9 | 34.3 | 35.3 | 39.9 |
| 80 | 900 | Capacity | 6.7 | 10.3 | 14.1 | 17.0 | 22.6 | 27.4 | 31.1 | 32.5 | 37.4 |
| | | Int. Cap. | 6.2 | 9.5 | 13.0 | 15.5 | 19.8 | 27.4 | 31.1 | 32.5 | 37.4 |
| | 1200 | Capacity | 7.0 | 10.8 | 14.7 | 17.7 | 23.5 | 28.6 | 32.7 | 33.8 | 38.5 |
| | | Int. Cap. | 6.5 | 9.9 | 13.5 | 16.1 | 20.6 | 28.6 | 32.7 | 33.8 | 38.5 |
| | 1500 | Capacity | 7.2 | 11.0 | 15.1 | 18.1 | 24.1 | 29.3 | 33.4 | 34.4 | 39.0 |
| | | Int. Cap. | 6.7 | 10.2 | 13.9 | 16.5 | 21.1 | 29.3 | 33.4 | 34.4 | 39.0 |

LEGEND

— Indicates standard rating point

Capacity — Instantaneous Capacity (1000 Btuh) - includes indoor fan motor heat at AHRI static conditions

Int. Cap. — Integrated Capacity = instantaneous capacity minus the effects of frost on the OD coil and the heat required to defrost it

rh — Relative Humidity

db — Dry Bulb

RHV049 Heating Capacities — 1 Phase

| RHV049 (4 Tons) | | | | | | | | | | | |
|-----------------------|-----------------------|-----------|---|------|------|------|------|------|------|------|------|
| Return Air (°F db) | CFM (Standard Air) | | Temperature Air Entering Outdoor Coil (°F db at 70% rh) | | | | | | | | |
| | | | -10 | 0 | 10 | 17 | 30 | 40 | 47 | 50 | 60 |
| 55 | 1200 | Capacity | 17.0 | 21.3 | 26.1 | 29.7 | 36.7 | 42.7 | 47.2 | 48.4 | 53.6 |
| | | Int. Cap. | 15.7 | 19.6 | 24.0 | 27.1 | 32.2 | 42.7 | 47.2 | 48.4 | 53.6 |
| | 1600 | Capacity | 17.7 | 22.2 | 27.1 | 30.7 | 38.4 | 44.3 | 48.1 | 49.3 | 55.0 |
| | | Int. Cap. | 16.4 | 20.5 | 24.9 | 28.0 | 33.6 | 44.3 | 48.1 | 49.3 | 55.0 |
| | 2000 | Capacity | 18.6 | 23.1 | 28.0 | 31.7 | 39.1 | 45.3 | 49.3 | 50.5 | 56.0 |
| | | Int. Cap. | 17.2 | 21.2 | 25.7 | 28.9 | 34.3 | 45.3 | 49.3 | 50.5 | 56.0 |
| 70 | 1200 | Capacity | 14.3 | 18.9 | 23.8 | 27.4 | 34.5 | 40.1 | 44.9 | 46.6 | 51.8 |
| | | Int. Cap. | 13.3 | 17.4 | 21.8 | 25.0 | 30.2 | 40.1 | 44.9 | 46.6 | 51.8 |
| | 1600 | Capacity | 15.1 | 19.8 | 24.8 | 28.5 | 35.7 | 41.8 | 46.6 | 48.1 | 52.9 |
| | | Int. Cap. | 13.9 | 18.2 | 22.7 | 26.0 | 31.3 | 41.8 | 46.6 | 48.1 | 52.9 |
| | 2000 | Capacity | 15.9 | 20.7 | 25.8 | 29.5 | 36.9 | 43.2 | 47.9 | 49.3 | 54.2 |
| | | Int. Cap. | 14.7 | 19.0 | 23.6 | 26.9 | 32.4 | 43.2 | 47.9 | 49.3 | 54.2 |
| 80 | 1200 | Capacity | 22.1 | 17.0 | 21.9 | 25.6 | 32.8 | 38.6 | 43.0 | 44.7 | 50.5 |
| | | Int. Cap. | 20.4 | 15.7 | 20.1 | 23.3 | 28.8 | 38.6 | 43.0 | 44.7 | 50.5 |
| | 1600 | Capacity | 13.0 | 17.9 | 23.0 | 26.8 | 34.2 | 40.2 | 44.8 | 46.9 | 51.7 |
| | | Int. Cap. | 12.1 | 16.4 | 21.1 | 24.4 | 30.0 | 40.2 | 44.8 | 46.9 | 51.7 |
| | 2000 | Capacity | 13.8 | 18.8 | 24.0 | 27.9 | 35.4 | 41.5 | 46.5 | 48.2 | 53.1 |
| | | Int. Cap. | 12.8 | 17.3 | 22.0 | 25.4 | 31.0 | 41.5 | 46.5 | 48.2 | 53.1 |

LEGEND

— Indicates standard rating point

Capacity — Instantaneous Capacity (1000 Btuh) - includes indoor fan motor heat at AHRI static conditions

Int. Cap. — Integrated Capacity = instantaneous capacity minus the effects of frost on the OD coil and the heat required to defrost it

rh — Relative Humidity

db — Dry Bulb

Performance data (cont)

RHV048 Heating Capacities — 3 Phase

| RHV048 (4 Tons) | | | | | | | | | | | |
|-----------------------|-----------------------|-----------|---|------|------|------|------|------|------|------|------|
| Return Air (°F db) | CFM (Standard Air) | | Temperature Air Entering Outdoor Coil (°F db at 70% rh) | | | | | | | | |
| | | | -10 | 0 | 10 | 17 | 30 | 40 | 47 | 50 | 60 |
| 55 | 1200 | Capacity | 17.8 | 22.3 | 26.9 | 30.3 | 37.1 | 42.9 | 47.4 | 49.2 | 55.6 |
| | | Int. Cap. | 16.4 | 20.5 | 24.7 | 27.6 | 32.5 | 42.9 | 47.4 | 49.2 | 55.6 |
| | 1600 | Capacity | 17.8 | 22.4 | 27.0 | 30.5 | 37.6 | 43.8 | 48.2 | 50.1 | 56.4 |
| | | Int. Cap. | 16.4 | 20.6 | 24.8 | 27.8 | 33.0 | 43.8 | 48.2 | 50.1 | 56.4 |
| | 2000 | Capacity | 18.8 | 23.4 | 28.1 | 31.6 | 39.0 | 45.2 | 49.4 | 51.2 | 57.4 |
| | | Int. Cap. | 17.3 | 21.5 | 25.8 | 28.9 | 34.1 | 45.2 | 49.4 | 51.2 | 57.4 |
| 70 | 1200 | Capacity | 16.1 | 20.6 | 25.3 | 28.6 | 35.3 | 40.8 | 45.0 | 47.0 | 53.3 |
| | | Int. Cap. | 14.9 | 19.0 | 23.2 | 26.0 | 30.9 | 40.8 | 45.0 | 47.0 | 53.3 |
| | 1600 | Capacity | 16.2 | 20.8 | 25.6 | 29.0 | 35.9 | 41.6 | 46.1 | 48.1 | 54.2 |
| | | Int. Cap. | 15.0 | 19.2 | 23.5 | 26.4 | 31.4 | 41.6 | 46.1 | 48.1 | 54.2 |
| | 2000 | Capacity | 17.3 | 22.0 | 26.8 | 30.2 | 37.2 | 43.2 | 47.6 | 49.4 | 55.5 |
| | | Int. Cap. | 16.0 | 20.2 | 24.6 | 27.5 | 32.6 | 43.2 | 47.6 | 49.4 | 55.5 |
| 80 | 1200 | Capacity | 16.1 | 20.6 | 25.3 | 28.6 | 35.3 | 40.8 | 45.0 | 47.0 | 53.3 |
| | | Int. Cap. | 14.9 | 19.0 | 23.2 | 26.0 | 30.9 | 40.8 | 45.0 | 47.0 | 53.3 |
| | 1600 | Capacity | 14.7 | 19.4 | 24.2 | 27.7 | 34.5 | 40.1 | 44.5 | 46.4 | 52.7 |
| | | Int. Cap. | 13.6 | 17.9 | 22.2 | 25.3 | 30.3 | 40.1 | 44.5 | 46.4 | 52.7 |
| | 2000 | Capacity | 15.8 | 20.6 | 25.5 | 29.0 | 35.9 | 41.7 | 46.2 | 48.1 | 54.1 |
| | | Int. Cap. | 14.6 | 19.0 | 23.4 | 26.4 | 31.5 | 41.7 | 46.2 | 48.1 | 54.1 |

LEGEND

— Indicates standard rating point

Capacity — Instantaneous Capacity (1000 Btuh) - includes indoor fan motor heat at AHRI static conditions

Int. Cap. — Integrated Capacity = instantaneous capacity minus the effects of frost on the OD coil and the heat required to defrost it

rh — Relative Humidity

db — Dry Bulb

RHV060 Heating Capacities

| RHV060 (5 Tons) | | | | | | | | | | | |
|-----------------------|-----------------------|-----------|---|------|------|------|------|------|------|------|------|
| Return Air (°F db) | CFM (Standard Air) | | Temperature Air Entering Outdoor Coil (°F db at 70% rh) | | | | | | | | |
| | | | -10 | 0 | 10 | 17 | 30 | 40 | 47 | 50 | 60 |
| 55 | 1500 | Capacity | — | 26.7 | 32.6 | 37.0 | 45.8 | 52.7 | 58.4 | 61.0 | 68.7 |
| | | Int. Cap. | — | 24.6 | 30.0 | 33.7 | 40.1 | 52.7 | 58.4 | 61.0 | 68.7 |
| | 2000 | Capacity | — | 26.9 | 32.8 | 37.3 | 46.3 | 53.7 | 59.3 | 61.5 | 69.3 |
| | | Int. Cap. | — | 24.8 | 30.1 | 34.0 | 40.6 | 53.7 | 59.3 | 61.5 | 69.3 |
| | 2500 | Capacity | — | 28.4 | 34.3 | 38.8 | 48.0 | 55.3 | 60.7 | 62.8 | 70.4 |
| | | Int. Cap. | — | 26.1 | 31.5 | 35.4 | 42.1 | 55.3 | 60.7 | 62.8 | 70.4 |
| 70 | 1500 | Capacity | 18.3 | 24.2 | 30.3 | 34.7 | 43.6 | 50.1 | 56.0 | 58.4 | 66.3 |
| | | Int. Cap. | 16.9 | 22.3 | 27.8 | 31.7 | 38.2 | 50.1 | 56.0 | 58.4 | 66.3 |
| | 2000 | Capacity | 18.5 | 24.5 | 30.7 | 35.1 | 44.2 | 51.3 | 56.8 | 59.4 | 67.2 |
| | | Int. Cap. | 17.1 | 22.5 | 28.1 | 32.0 | 38.7 | 51.3 | 56.8 | 59.4 | 67.2 |
| | 2500 | Capacity | 19.9 | 26.0 | 32.2 | 36.7 | 45.9 | 53.1 | 58.8 | 61.1 | 68.6 |
| | | Int. Cap. | 18.4 | 23.9 | 29.6 | 33.5 | 40.2 | 53.1 | 58.8 | 61.1 | 68.6 |
| 80 | 1500 | Capacity | 16.0 | 22.1 | 28.4 | 33.0 | 41.9 | 48.6 | 54.1 | 56.6 | 64.5 |
| | | Int. Cap. | 14.8 | 20.4 | 26.1 | 30.0 | 36.7 | 48.6 | 54.1 | 56.6 | 64.5 |
| | 2000 | Capacity | 16.2 | 22.5 | 28.9 | 33.5 | 42.7 | 49.6 | 55.0 | 57.8 | 65.6 |
| | | Int. Cap. | 15.0 | 20.7 | 26.5 | 30.5 | 37.4 | 49.6 | 55.0 | 57.8 | 65.6 |
| | 2500 | Capacity | 17.7 | 24.0 | 30.5 | 35.2 | 44.4 | 51.5 | 57.2 | 59.5 | 67.2 |
| | | Int. Cap. | 16.3 | 22.1 | 28.0 | 32.1 | 38.9 | 51.5 | 57.2 | 59.5 | 67.2 |

LEGEND

— Indicates standard rating point

— Indicates operation not permissible

Capacity — Instantaneous Capacity (1000 Btuh) - includes indoor fan motor heat at AHRI static conditions

Int. Cap. — Integrated Capacity = instantaneous capacity minus the effects of frost on the OD coil and the heat required to defrost it

rh — Relative Humidity

db — Dry Bulb

Performance data (cont)

RHV072 Heating Capacities

| RHV072 (6 Tons) | | | | | | | | | | | |
|-----------------------|-----------------------|---|------|------|------|------|------|------|------|------|------|
| Return Air (°F db) | CFM (Standard Air) | Temperature Air Entering Outdoor Coil (°F db at 70% rh) | | | | | | | | | |
| | | -10 | 0 | 10 | 17 | 30 | 40 | 47 | 50 | 60 | |
| 55 | 1800 | Capacity | 20.9 | 28.1 | 35.9 | 40.7 | 50.1 | 59.7 | 66.0 | 68.6 | 77.7 |
| | | Int. Cap. | 19.3 | 25.9 | 33.0 | 37.1 | 43.9 | 59.7 | 66.0 | 68.6 | 77.7 |
| | 2400 | Capacity | 22.4 | 29.8 | 37.3 | 42.8 | 52.6 | 62.2 | 68.5 | 71.2 | 80.4 |
| | | Int. Cap. | 20.7 | 27.4 | 34.3 | 39.0 | 46.1 | 62.2 | 68.5 | 71.2 | 80.4 |
| | 3000 | Capacity | 25.2 | 31.5 | 39.0 | 44.6 | 55.1 | 64.3 | 70.3 | 72.9 | 81.7 |
| | | Int. Cap. | 23.3 | 28.9 | 35.8 | 40.7 | 48.3 | 64.3 | 70.3 | 72.9 | 81.7 |
| 70 | 1800 | Capacity | 16.0 | 23.5 | 31.1 | 36.5 | 45.6 | 54.7 | 62.0 | 64.7 | 73.6 |
| | | Int. Cap. | 14.8 | 21.6 | 28.5 | 33.3 | 40.0 | 54.7 | 62.0 | 64.7 | 73.6 |
| | 2400 | Capacity | 17.6 | 25.4 | 33.2 | 38.7 | 48.4 | 58.2 | 65.1 | 67.7 | 76.7 |
| | | Int. Cap. | 16.3 | 23.4 | 30.5 | 35.3 | 42.4 | 58.2 | 65.1 | 67.7 | 76.7 |
| | 3000 | Capacity | 19.2 | 27.2 | 35.1 | 40.7 | 50.7 | 61.0 | 67.2 | 69.8 | 78.7 |
| | | Int. Cap. | 17.7 | 25.0 | 32.3 | 37.1 | 44.4 | 61.0 | 67.2 | 69.8 | 78.7 |
| 80 | 1800 | Capacity | 12.2 | 19.8 | 27.6 | 33.1 | 42.1 | 51.0 | 58.0 | 61.3 | 70.5 |
| | | Int. Cap. | 11.2 | 18.2 | 25.3 | 30.1 | 36.9 | 51.0 | 58.0 | 61.3 | 70.5 |
| | 2400 | Capacity | 13.6 | 21.7 | 29.8 | 35.5 | 45.1 | 54.5 | 62.2 | 65.0 | 73.9 |
| | | Int. Cap. | 12.6 | 20.0 | 27.3 | 32.3 | 39.5 | 54.5 | 62.2 | 65.0 | 73.9 |
| | 3000 | Capacity | 15.3 | 23.5 | 31.8 | 37.6 | 47.5 | 57.3 | 64.8 | 67.4 | 76.2 |
| | | Int. Cap. | 14.1 | 21.7 | 29.2 | 34.3 | 41.6 | 57.3 | 64.8 | 67.4 | 76.2 |

LEGEND

— Indicates standard rating point

Capacity — Instantaneous Capacity (1000 Btuh) - includes indoor fan motor heat at AHRI static conditions

Int. Cap. — Integrated Capacity = instantaneous capacity minus the effects of frost on the OD coil and the heat required to defrost it

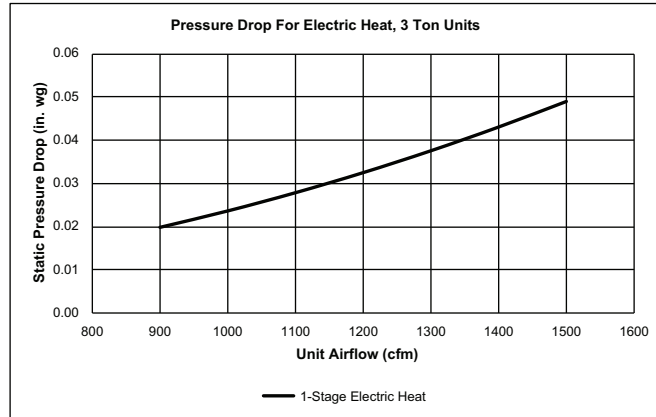
rh — Relative Humidity

db — Dry Bulb

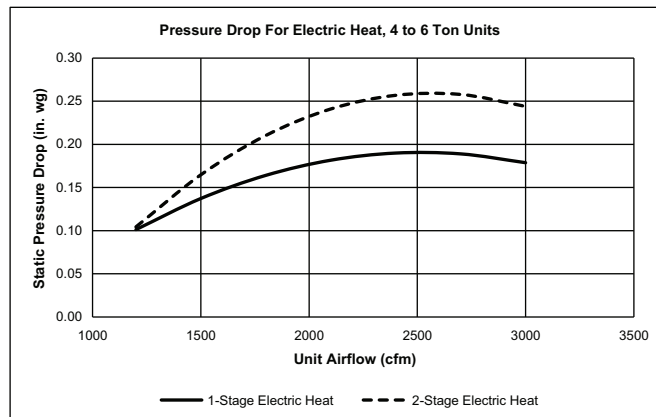
Performance data (cont)

Pressure Drops for Electric Heating Units

Pressure Drop for Electric Heat 3 to 5 Ton Units — 1 stage heat



Pressure Drop for Electric Heat 4 to 6 Ton Units — 1 and 2 Stage Heat



Performance data (cont)

Field-Installed Accessory Electric Heater Data

| RHV UNIT SIZE | VOLTAGE | HEATER MODEL NUMBER ^a | NUMBER OF STAGES |
|---------------|---------|----------------------------------|------------------|
| 036 | 208/230 | CRHEATER323A00 | 1 |
| | | CRHEATER324A00 | 1 |
| | | CRHEATER325A00 | 1 |
| | | CRHEATER326A00 | 1 |
| | | CRHEATER327A00 | 2 |
| | | CRHEATER328A00 | 1 |
| | 460 | CRHEATER333A00 | 1 |
| | | CRHEATER334A00 | 1 |
| | | CRHEATER335A00 | 1 |
| | | CRHEATER336A00 | 1 |
| | 575 | CRHEATER339A00 | 1 |
| | | CRHEATER340A00 | 1 |
| 048 | 208/230 | CRHEATER323A00 | 1 |
| | | CRHEATER324A00 | 1 |
| | | CRHEATER325A00 | 1 |
| | | CRHEATER326A00 | 1 |
| | | CRHEATER327A00 | 2 |
| | | CRHEATER328A00 | 1 |
| | | CRHEATER329A00 | 2 |
| | | CRHEATER330A00 ^b | 2 |
| | | CRHEATER331A00 ^c | 2 |
| | 460 | CRHEATER333A00 | 1 |
| | | CRHEATER335A00 | 1 |
| | | CRHEATER336A00 | 1 |
| | 575 | CRHEATER337A00 | 2 |
| | | CRHEATER339A00 | 1 |
| | | CRHEATER340A00 | 1 |
| 060, 072 | 208/230 | CRHEATER324A00 | 1 |
| | | CRHEATER325A00 | 1 |
| | | CRHEATER326A00 | 1 |
| | | CRHEATER327A00 | 2 |
| | | CRHEATER328A00 | 1 |
| | | CRHEATER329A00 | 2 |
| | | CRHEATER331A00 | 2 |
| | | CRHEATER332A00 | 2 |
| | 460 | CRHEATER333A00 | 1 |
| | | CRHEATER335A00 | 1 |
| | | CRHEATER336A00 | 1 |
| | | CRHEATER337A00 | 2 |
| | 575 | CRHEATER338A00 | 2 |
| | | CRHEATER340A00 | 1 |
| | | CRHEATER341A00 | 2 |

NOTE(S):

- a. Check heater nameplate for model number.
- b. Do not use with size 048 horizontal supply duct configuration units.
- c. Do not use with size 048 vertical supply duct configuration units.

Use of CRHEATER330A00 for RHV Units (With or Without Non-Fused Disconnect)

| DUCT CONFIGURATION | RHV UNIT SIZE | | | |
|--------------------|---------------|---------------|---------------|---------------|
| | 036 | 048/049 | 060 | 072 |
| Vertical Supply | Not available | Available | Not available | Not available |
| Horizontal Supply | Not available | Not available | Not available | Not available |

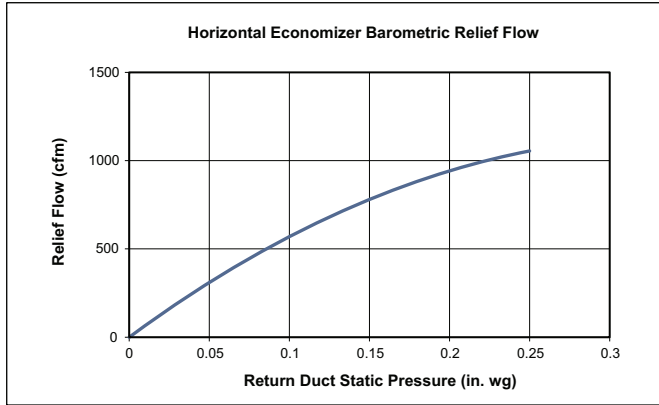
Use of CRHEATER331A00 for RHV Units (With or Without Non-Fused Disconnect)

| DUCT CONFIGURATION | RHV UNIT SIZE | | | |
|--------------------|---------------|---------------|-----------|-----------|
| | 036 | 048/049 | 060 | 072 |
| Vertical Supply | Not available | Not available | Available | Available |
| Horizontal Supply | Not available | Available | Available | Available |

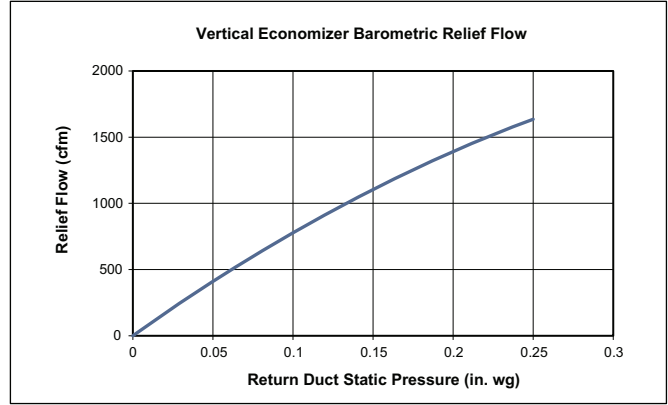
Performance data (cont)

Economizer Barometric Relief and Static Pressure

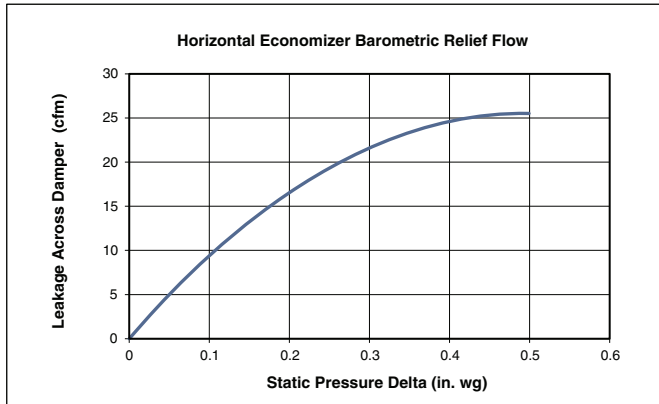
Horizontal Economizer Barometric Relief



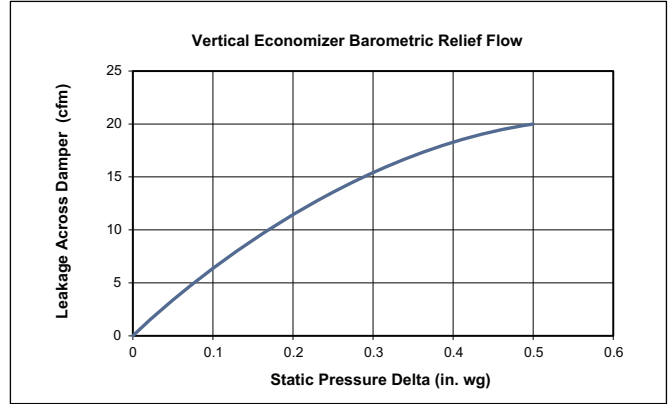
Vertical Economizer Barometric Relief



Horizontal Economizer Damper Leakage



Vertical Economizer Damper Leakage



MERV-8 filters pressure drop

NOTE: For factory-installed MERV-8 filters, no additional pressure drop adjustments are necessary. The standard fan tables accommodate usage.

Fan data

General Fan Performance Notes

1. Interpolation is permissible. Do not extrapolate.
2. External static pressure is the static pressure difference between the return duct and the supply duct plus the static pressure caused by any FIOPs or accessories.
3. Tabular data accounts for pressure loss due to clean filters, unit casing, and wet coils.
4. Factory options and accessories may effect static pressure losses. Selection software is available, through your salesperson, to help you select the best motor/drive combination for your application.
5. The fan performance tables offer motor/drive recommendations. In cases when two motor/drive combinations would work, we recommend the lower horsepower option.
6. For information on the electrical properties of our motors, please see the Electrical Data section of this book.
7. For more information on the performance limits of our motors, see the application data section of this book.
8. The EPACT (Energy Policy Act of 1992) regulates energy requirements for specific types of indoor fan motors. Motors regulated by EPACT include any general purpose, T-frame (three-digit, 143 and larger), single-speed, foot mounted, polyphase, squirrel cage induction motors of NEMA (National Electrical Manufacturers Association) design A and B, manufactured for use in the United States. Ranging from 1 to 200 hp, these continuous-duty motors operate on 230 and 460 volt, 60 Hz power. If a motor does not fit into these specifications, the motor does not have to be replaced by an EPACT compliant energy-efficient motor. Variable-speed motors are exempt from EPACT compliance requirements.

Fan data (cont)

RHV036K Single Phase — 3 Ton Vertical Supply (rpm - bhp)

| CFM | AVAILABLE EXTERNAL STATIC PRESSURE (in. wg) | | | | | | | | | |
|------|---|------|------|------|------|------|------|------|------|------|
| | 0.2 | | 0.4 | | 0.6 | | 0.8 | | 1.0 | |
| | rpm | bhp | rpm | bhp | rpm | bhp | rpm | bhp | rpm | bhp |
| 900 | 1060 | 0.08 | 1325 | 0.16 | 1541 | 0.25 | 1718 | 0.35 | 1871 | 0.46 |
| 975 | 1103 | 0.09 | 1355 | 0.17 | 1572 | 0.27 | 1752 | 0.37 | 1906 | 0.48 |
| 1050 | 1150 | 0.11 | 1387 | 0.19 | 1602 | 0.29 | 1784 | 0.40 | 1941 | 0.51 |
| 1125 | 1198 | 0.12 | 1422 | 0.20 | 1632 | 0.30 | 1815 | 0.42 | 1974 | 0.54 |
| 1200 | 1249 | 0.14 | 1459 | 0.22 | 1662 | 0.32 | 1845 | 0.44 | 2005 | 0.56 |
| 1275 | 1303 | 0.15 | 1499 | 0.23 | 1694 | 0.34 | 1874 | 0.46 | 2036 | 0.59 |
| 1350 | 1357 | 0.17 | 1542 | 0.26 | 1728 | 0.36 | 1905 | 0.48 | 2066 | 0.61 |
| 1425 | 1413 | 0.20 | 1587 | 0.28 | 1765 | 0.38 | 1936 | 0.51 | 2095 | 0.64 |
| 1500 | 1469 | 0.22 | 1635 | 0.30 | 1803 | 0.41 | 1969 | 0.53 | 2126 | 0.67 |

| CFM | AVAILABLE EXTERNAL STATIC PRESSURE (in. wg) | | | | | | | | | |
|------|---|------|------|------|------|------|------|------|------|------|
| | 1.2 | | 1.4 | | 1.6 | | 1.8 | | 2.0 | |
| | rpm | bhp | rpm | bhp | rpm | bhp | rpm | bhp | rpm | bhp |
| 900 | 2006 | 0.56 | 2130 | 0.67 | 2244 | 0.79 | 2352 | 0.91 | 2453 | 1.03 |
| 975 | 2044 | 0.59 | 2168 | 0.71 | 2283 | 0.83 | 2391 | 0.95 | — | — |
| 1050 | 2080 | 0.63 | 2206 | 0.75 | 2322 | 0.87 | 2430 | 1.00 | — | — |
| 1125 | 2115 | 0.66 | 2242 | 0.78 | 2359 | 0.91 | 2468 | 1.05 | — | — |
| 1200 | 2148 | 0.69 | 2277 | 0.82 | 2396 | 0.96 | — | — | — | — |
| 1275 | 2180 | 0.72 | 2311 | 0.86 | 2431 | 1.00 | — | — | — | — |
| 1350 | 2211 | 0.75 | 2343 | 0.90 | 2465 | 1.04 | — | — | — | — |
| 1425 | 2241 | 0.78 | 2375 | 0.93 | — | — | — | — | — | — |
| 1500 | 2271 | 0.82 | 2405 | 0.97 | — | — | — | — | — | — |

Standard Static 1060-1890 rpm, 0.44 max bhp

Medium Static 1060-2190 rpm, 0.71 max bhp

High Static 1060-2490 rpm, 1.07 max bhp

RHV036K Single Phase — Standard Static — 3 Ton Vertical Supply (rpm - vdc)

| CFM | AVAILABLE EXTERNAL STATIC PRESSURE (in. wg) | | | | | | | | | |
|------|---|-----|------|-----|------|-----|------|-----|------|-----|
| | 0.2 | | 0.4 | | 0.6 | | 0.8 | | 1.0 | |
| | rpm | vdc | rpm | vdc | rpm | vdc | rpm | vdc | rpm | vdc |
| 900 | 1060 | 5.6 | 1325 | 7.0 | 1541 | 8.2 | 1718 | 9.1 | 1871 | 9.9 |
| 975 | 1103 | 5.8 | 1355 | 7.2 | 1572 | 8.3 | 1752 | 9.3 | — | — |
| 1050 | 1150 | 6.1 | 1387 | 7.3 | 1602 | 8.5 | 1784 | 9.4 | — | — |
| 1125 | 1198 | 6.3 | 1422 | 7.5 | 1632 | 8.6 | 1815 | 9.6 | — | — |
| 1200 | 1249 | 6.6 | 1459 | 7.7 | 1662 | 8.8 | 1845 | 9.8 | — | — |
| 1275 | 1303 | 6.9 | 1499 | 7.9 | 1694 | 9.0 | 1874 | 9.9 | — | — |
| 1350 | 1357 | 7.2 | 1542 | 8.2 | 1728 | 9.1 | — | — | — | — |
| 1425 | 1413 | 7.5 | 1587 | 8.4 | 1765 | 9.3 | — | — | — | — |
| 1500 | 1469 | 7.8 | 1635 | 8.7 | 1803 | 9.5 | — | — | — | — |

| CFM | AVAILABLE EXTERNAL STATIC PRESSURE (in. wg) | | | | | | | | | |
|------|---|-----|-----|-----|-----|-----|-----|-----|-----|-----|
| | 1.2 | | 1.4 | | 1.6 | | 1.8 | | 2.0 | |
| | rpm | vdc | rpm | vdc | rpm | vdc | rpm | vdc | rpm | vdc |
| 900 | — | — | — | — | — | — | — | — | — | — |
| 975 | — | — | — | — | — | — | — | — | — | — |
| 1050 | — | — | — | — | — | — | — | — | — | — |
| 1125 | — | — | — | — | — | — | — | — | — | — |
| 1200 | — | — | — | — | — | — | — | — | — | — |
| 1275 | — | — | — | — | — | — | — | — | — | — |
| 1350 | — | — | — | — | — | — | — | — | — | — |
| 1425 | — | — | — | — | — | — | — | — | — | — |
| 1500 | — | — | — | — | — | — | — | — | — | — |

Standard Static 1060-1890 rpm

Fan data (cont)

RHV036K Single Phase — Medium Static — 3 Ton Vertical Supply (rpm - vdc)

| CFM | AVAILABLE EXTERNAL STATIC PRESSURE (in. wg) | | | | | | | | | |
|------|---|-----|------|-----|------|-----|------|-----|------|-----|
| | 0.2 | | 0.4 | | 0.6 | | 0.8 | | 1.0 | |
| | rpm | vdc | rpm | vdc | rpm | vdc | rpm | vdc | rpm | vdc |
| 900 | 1060 | 4.8 | 1325 | 6.1 | 1541 | 7.0 | 1718 | 7.8 | 1871 | 8.5 |
| 975 | 1103 | 5.0 | 1355 | 6.2 | 1572 | 7.2 | 1752 | 8.0 | 1906 | 8.7 |
| 1050 | 1150 | 5.3 | 1387 | 6.3 | 1602 | 7.3 | 1784 | 8.1 | 1941 | 8.9 |
| 1125 | 1198 | 5.5 | 1422 | 6.5 | 1632 | 7.5 | 1815 | 8.3 | 1974 | 9.0 |
| 1200 | 1249 | 5.7 | 1459 | 6.7 | 1662 | 7.6 | 1845 | 8.4 | 2005 | 9.2 |
| 1275 | 1303 | 5.9 | 1499 | 6.8 | 1694 | 7.7 | 1874 | 8.6 | 2036 | 9.3 |
| 1350 | 1357 | 6.2 | 1542 | 7.0 | 1728 | 7.9 | 1905 | 8.7 | 2066 | 9.4 |
| 1425 | 1413 | 6.5 | 1587 | 7.2 | 1765 | 8.1 | 1936 | 8.8 | 2095 | 9.6 |
| 1500 | 1469 | 6.7 | 1635 | 7.5 | 1803 | 8.2 | 1969 | 9.0 | 2126 | 9.7 |

| CFM | AVAILABLE EXTERNAL STATIC PRESSURE (in. wg) | | | | | | | | | |
|------|---|------|------|-----|-----|-----|-----|-----|-----|-----|
| | 1.2 | | 1.4 | | 1.6 | | 1.8 | | 2.0 | |
| | rpm | vdc | rpm | vdc | rpm | vdc | rpm | vdc | rpm | vdc |
| 900 | 2006 | 9.2 | 2130 | 9.7 | — | — | — | — | — | — |
| 975 | 2044 | 9.3 | 2168 | 9.9 | — | — | — | — | — | — |
| 1050 | 2080 | 9.5 | — | — | — | — | — | — | — | — |
| 1125 | 2115 | 9.7 | — | — | — | — | — | — | — | — |
| 1200 | 2148 | 9.8 | — | — | — | — | — | — | — | — |
| 1275 | 2180 | 10.0 | — | — | — | — | — | — | — | — |
| 1350 | — | — | — | — | — | — | — | — | — | — |
| 1425 | — | — | — | — | — | — | — | — | — | — |
| 1500 | — | — | — | — | — | — | — | — | — | — |

Medium Static 1060-2190 rpm

RHV036K Single Phase — High Static — 3 Ton Vertical Supply (rpm - vdc)

| CFM | AVAILABLE EXTERNAL STATIC PRESSURE (in. wg) | | | | | | | | | |
|------|---|-----|------|-----|------|-----|------|-----|------|-----|
| | 0.2 | | 0.4 | | 0.6 | | 0.8 | | 1.0 | |
| | rpm | vdc | rpm | vdc | rpm | vdc | rpm | vdc | rpm | vdc |
| 900 | 1060 | 4.3 | 1325 | 5.3 | 1541 | 6.2 | 1718 | 6.9 | 1871 | 7.5 |
| 975 | 1103 | 4.4 | 1355 | 5.4 | 1572 | 6.3 | 1752 | 7.0 | 1906 | 7.7 |
| 1050 | 1150 | 4.6 | 1387 | 5.6 | 1602 | 6.4 | 1784 | 7.2 | 1941 | 7.8 |
| 1125 | 1198 | 4.8 | 1422 | 5.7 | 1632 | 6.6 | 1815 | 7.3 | 1974 | 7.9 |
| 1200 | 1249 | 5.0 | 1459 | 5.9 | 1662 | 6.7 | 1845 | 7.4 | 2005 | 8.1 |
| 1275 | 1303 | 5.2 | 1499 | 6.0 | 1694 | 6.8 | 1874 | 7.5 | 2036 | 8.2 |
| 1350 | 1357 | 5.4 | 1542 | 6.2 | 1728 | 6.9 | 1905 | 7.7 | 2066 | 8.3 |
| 1425 | 1413 | 5.7 | 1587 | 6.4 | 1765 | 7.1 | 1936 | 7.8 | 2095 | 8.4 |
| 1500 | 1469 | 5.9 | 1635 | 6.6 | 1803 | 7.2 | 1969 | 7.9 | 2126 | 8.5 |

| CFM | AVAILABLE EXTERNAL STATIC PRESSURE (in. wg) | | | | | | | | | |
|------|---|-----|------|-----|------|-----|------|-----|------|-----|
| | 1.2 | | 1.4 | | 1.6 | | 1.8 | | 2.0 | |
| | rpm | vdc | rpm | vdc | rpm | vdc | rpm | vdc | rpm | vdc |
| 900 | 2006 | 8.1 | 2130 | 8.6 | 2244 | 9.0 | 2352 | 9.4 | 2453 | 9.9 |
| 975 | 2044 | 8.2 | 2168 | 8.7 | 2283 | 9.2 | 2391 | 9.6 | — | — |
| 1050 | 2080 | 8.4 | 2206 | 8.9 | 2322 | 9.3 | 2430 | 9.8 | — | — |
| 1125 | 2115 | 8.5 | 2242 | 9.0 | 2359 | 9.5 | 2468 | 9.9 | — | — |
| 1200 | 2148 | 8.6 | 2277 | 9.1 | 2396 | 9.6 | — | — | — | — |
| 1275 | 2180 | 8.8 | 2311 | 9.3 | 2431 | 9.8 | — | — | — | — |
| 1350 | 2211 | 8.9 | 2343 | 9.4 | 2465 | 9.9 | — | — | — | — |
| 1425 | 2241 | 9.0 | 2375 | 9.5 | — | — | — | — | — | — |
| 1500 | 2271 | 9.1 | 2405 | 9.7 | — | — | — | — | — | — |

High Static 1060-2490 rpm

Fan data (cont)

RHV036H/S/L Three Phase — 3 Ton Vertical Supply (rpm - bhp)

| CFM | AVAILABLE EXTERNAL STATIC PRESSURE (in. wg) | | | | | | | | | |
|------|---|------|------|------|------|------|------|------|------|------|
| | 0.2 | | 0.4 | | 0.6 | | 0.8 | | 1.0 | |
| | rpm | bhp | rpm | bhp | rpm | bhp | rpm | bhp | rpm | bhp |
| 900 | 1060 | 0.08 | 1325 | 0.16 | 1541 | 0.25 | 1718 | 0.35 | 1871 | 0.46 |
| 975 | 1103 | 0.09 | 1355 | 0.17 | 1572 | 0.27 | 1752 | 0.37 | 1906 | 0.48 |
| 1050 | 1150 | 0.11 | 1387 | 0.19 | 1602 | 0.29 | 1784 | 0.40 | 1941 | 0.51 |
| 1125 | 1198 | 0.12 | 1422 | 0.20 | 1632 | 0.30 | 1815 | 0.42 | 1974 | 0.54 |
| 1200 | 1249 | 0.14 | 1460 | 0.22 | 1662 | 0.32 | 1845 | 0.44 | 2005 | 0.56 |
| 1275 | 1303 | 0.15 | 1499 | 0.23 | 1694 | 0.34 | 1874 | 0.46 | 2036 | 0.59 |
| 1350 | 1357 | 0.17 | 1542 | 0.26 | 1728 | 0.36 | 1905 | 0.48 | 2066 | 0.61 |
| 1425 | 1413 | 0.20 | 1587 | 0.28 | 1765 | 0.38 | 1936 | 0.51 | 2095 | 0.64 |
| 1500 | 1469 | 0.22 | 1635 | 0.30 | 1803 | 0.41 | 1969 | 0.53 | 2126 | 0.67 |

| CFM | AVAILABLE EXTERNAL STATIC PRESSURE (in. wg) | | | | | | | | | |
|------|---|------|------|------|------|------|------|------|------|------|
| | 1.2 | | 1.4 | | 1.6 | | 1.8 | | 2.0 | |
| | rpm | bhp | rpm | bhp | rpm | bhp | rpm | bhp | rpm | bhp |
| 900 | 2006 | 0.56 | 2130 | 0.67 | 2245 | 0.79 | 2352 | 0.91 | 2454 | 1.03 |
| 975 | 2044 | 0.59 | 2169 | 0.71 | 2284 | 0.83 | 2391 | 0.95 | — | — |
| 1050 | 2080 | 0.63 | 2206 | 0.75 | 2322 | 0.87 | 2430 | 1.00 | — | — |
| 1125 | 2115 | 0.66 | 2242 | 0.78 | 2360 | 0.92 | 2469 | 1.05 | — | — |
| 1200 | 2148 | 0.69 | 2277 | 0.82 | 2396 | 0.96 | — | — | — | — |
| 1275 | 2180 | 0.72 | 2311 | 0.86 | 2431 | 1.00 | — | — | — | — |
| 1350 | 2211 | 0.75 | 2343 | 0.90 | 2465 | 1.04 | — | — | — | — |
| 1425 | 2241 | 0.78 | 2375 | 0.93 | — | — | — | — | — | — |
| 1500 | 2271 | 0.82 | 2405 | 0.97 | — | — | — | — | — | — |

Standard Static 1060-1890 rpm, 0.44 max bhp

Medium Static 1060-2190 rpm, 0.71 max bhp

High Static 1060-2490 rpm, 1.07 max bhp

RHV036H/S/L Three Phase — Standard Static — 3 Ton Vertical Supply (rpm - vdc)

| CFM | AVAILABLE EXTERNAL STATIC PRESSURE (in. wg) | | | | | | | | | |
|------|---|-----|------|-----|------|-----|------|-----|------|-----|
| | 0.2 | | 0.4 | | 0.6 | | 0.8 | | 1.0 | |
| | rpm | vdc | rpm | vdc | rpm | vdc | rpm | vdc | rpm | vdc |
| 900 | 1060 | 5.6 | 1325 | 7.0 | 1541 | 8.2 | 1718 | 9.1 | 1871 | 9.9 |
| 975 | 1103 | 5.8 | 1355 | 7.2 | 1572 | 8.3 | 1752 | 9.3 | — | — |
| 1050 | 1150 | 6.1 | 1387 | 7.3 | 1602 | 8.5 | 1784 | 9.4 | — | — |
| 1125 | 1198 | 6.3 | 1422 | 7.5 | 1632 | 8.6 | 1815 | 9.6 | — | — |
| 1200 | 1249 | 6.6 | 1460 | 7.7 | 1662 | 8.8 | 1845 | 9.8 | — | — |
| 1275 | 1303 | 6.9 | 1499 | 7.9 | 1694 | 9.0 | 1874 | 9.9 | — | — |
| 1350 | 1357 | 7.2 | 1542 | 8.2 | 1728 | 9.1 | — | — | — | — |
| 1425 | 1413 | 7.5 | 1587 | 8.4 | 1765 | 9.3 | — | — | — | — |
| 1500 | 1469 | 7.8 | 1635 | 8.7 | 1803 | 9.5 | — | — | — | — |

| CFM | AVAILABLE EXTERNAL STATIC PRESSURE (in. wg) | | | | | | | | | |
|------|---|-----|-----|-----|-----|-----|-----|-----|-----|-----|
| | 1.2 | | 1.4 | | 1.6 | | 1.8 | | 2.0 | |
| | rpm | vdc | rpm | vdc | rpm | vdc | rpm | vdc | rpm | vdc |
| 900 | — | — | — | — | — | — | — | — | — | — |
| 975 | — | — | — | — | — | — | — | — | — | — |
| 1050 | — | — | — | — | — | — | — | — | — | — |
| 1125 | — | — | — | — | — | — | — | — | — | — |
| 1200 | — | — | — | — | — | — | — | — | — | — |
| 1275 | — | — | — | — | — | — | — | — | — | — |
| 1350 | — | — | — | — | — | — | — | — | — | — |
| 1425 | — | — | — | — | — | — | — | — | — | — |
| 1500 | — | — | — | — | — | — | — | — | — | — |

Standard Static 1060-1890 rpm

Fan data (cont)

RHV036H/S/L Three Phase — Medium Static — 3 Ton Vertical Supply (rpm - vdc)

| CFM | AVAILABLE EXTERNAL STATIC PRESSURE (in. wg) | | | | | | | | | |
|------|---|-----|------|-----|------|-----|------|-----|------|-----|
| | 0.2 | | 0.4 | | 0.6 | | 0.8 | | 1.0 | |
| | rpm | vdc | rpm | vdc | rpm | vdc | rpm | vdc | rpm | vdc |
| 900 | 1060 | 4.8 | 1325 | 6.1 | 1541 | 7.0 | 1718 | 7.8 | 1871 | 8.5 |
| 975 | 1103 | 5.0 | 1355 | 6.2 | 1572 | 7.2 | 1752 | 8.0 | 1906 | 8.7 |
| 1050 | 1150 | 5.3 | 1387 | 6.3 | 1602 | 7.3 | 1784 | 8.1 | 1941 | 8.9 |
| 1125 | 1198 | 5.5 | 1422 | 6.5 | 1632 | 7.5 | 1815 | 8.3 | 1974 | 9.0 |
| 1200 | 1249 | 5.7 | 1460 | 6.7 | 1662 | 7.6 | 1845 | 8.4 | 2005 | 9.2 |
| 1275 | 1303 | 5.9 | 1499 | 6.8 | 1694 | 7.7 | 1874 | 8.6 | 2036 | 9.3 |
| 1350 | 1357 | 6.2 | 1542 | 7.0 | 1728 | 7.9 | 1905 | 8.7 | 2066 | 9.4 |
| 1425 | 1413 | 6.5 | 1587 | 7.2 | 1765 | 8.1 | 1936 | 8.8 | 2095 | 9.6 |
| 1500 | 1469 | 6.7 | 1635 | 7.5 | 1803 | 8.2 | 1969 | 9.0 | 2126 | 9.7 |

| CFM | AVAILABLE EXTERNAL STATIC PRESSURE (in. wg) | | | | | | | | | |
|------|---|------|------|-----|-----|-----|-----|-----|-----|-----|
| | 1.2 | | 1.4 | | 1.6 | | 1.8 | | 2.0 | |
| | rpm | vdc | rpm | vdc | rpm | vdc | rpm | vdc | rpm | vdc |
| 900 | 2006 | 9.2 | 2130 | 9.7 | — | — | — | — | — | — |
| 975 | 2044 | 9.3 | 2169 | 9.9 | — | — | — | — | — | — |
| 1050 | 2080 | 9.5 | — | — | — | — | — | — | — | — |
| 1125 | 2115 | 9.7 | — | — | — | — | — | — | — | — |
| 1200 | 2148 | 9.8 | — | — | — | — | — | — | — | — |
| 1275 | 2180 | 10.0 | — | — | — | — | — | — | — | — |
| 1350 | — | — | — | — | — | — | — | — | — | — |
| 1425 | — | — | — | — | — | — | — | — | — | — |
| 1500 | — | — | — | — | — | — | — | — | — | — |

Medium Static 1060-2190 rpm

RHV036H/S/L Three Phase — High Static — 3 Ton Vertical Supply (rpm - vdc)

| CFM | AVAILABLE EXTERNAL STATIC PRESSURE (in. wg) | | | | | | | | | |
|------|---|-----|------|-----|------|-----|------|-----|------|-----|
| | 0.2 | | 0.4 | | 0.6 | | 0.8 | | 1.0 | |
| | rpm | vdc | rpm | vdc | rpm | vdc | rpm | vdc | rpm | vdc |
| 900 | 1060 | 4.3 | 1325 | 5.3 | 1541 | 6.2 | 1718 | 6.9 | 1871 | 7.5 |
| 975 | 1103 | 4.4 | 1355 | 5.4 | 1572 | 6.3 | 1752 | 7.0 | 1906 | 7.7 |
| 1050 | 1150 | 4.6 | 1387 | 5.6 | 1602 | 6.4 | 1784 | 7.2 | 1941 | 7.8 |
| 1125 | 1198 | 4.8 | 1422 | 5.7 | 1632 | 6.6 | 1815 | 7.3 | 1974 | 7.9 |
| 1200 | 1249 | 5.0 | 1460 | 5.9 | 1662 | 6.7 | 1845 | 7.4 | 2005 | 8.1 |
| 1275 | 1303 | 5.2 | 1499 | 6.0 | 1694 | 6.8 | 1874 | 7.5 | 2036 | 8.2 |
| 1350 | 1357 | 5.4 | 1542 | 6.2 | 1728 | 6.9 | 1905 | 7.7 | 2066 | 8.3 |
| 1425 | 1413 | 5.7 | 1587 | 6.4 | 1765 | 7.1 | 1936 | 7.8 | 2095 | 8.4 |
| 1500 | 1469 | 5.9 | 1635 | 6.6 | 1803 | 7.2 | 1969 | 7.9 | 2126 | 8.5 |

| CFM | AVAILABLE EXTERNAL STATIC PRESSURE (in. wg) | | | | | | | | | |
|------|---|-----|------|-----|------|-----|------|-----|------|-----|
| | 1.2 | | 1.4 | | 1.6 | | 1.8 | | 2.0 | |
| | rpm | vdc | rpm | vdc | rpm | vdc | rpm | vdc | rpm | vdc |
| 900 | 2006 | 8.1 | 2130 | 8.6 | 2245 | 9.0 | 2352 | 9.4 | 2454 | 9.9 |
| 975 | 2044 | 8.2 | 2169 | 8.7 | 2284 | 9.2 | 2391 | 9.6 | — | — |
| 1050 | 2080 | 8.4 | 2206 | 8.9 | 2322 | 9.3 | 2430 | 9.8 | — | — |
| 1125 | 2115 | 8.5 | 2242 | 9.0 | 2360 | 9.5 | 2469 | 9.9 | — | — |
| 1200 | 2148 | 8.6 | 2277 | 9.1 | 2396 | 9.6 | — | — | — | — |
| 1275 | 2180 | 8.8 | 2311 | 9.3 | 2431 | 9.8 | — | — | — | — |
| 1350 | 2211 | 8.9 | 2343 | 9.4 | 2465 | 9.9 | — | — | — | — |
| 1425 | 2241 | 9.0 | 2375 | 9.5 | — | — | — | — | — | — |
| 1500 | 2271 | 9.1 | 2405 | 9.7 | — | — | — | — | — | — |

High Static 1060-2490 rpm

Fan data (cont)

RHV049 Single Phase — 4 Ton Vertical Supply (rpm - bhp)

| CFM | AVAILABLE EXTERNAL STATIC PRESSURE (in. wg) | | | | | | | | | |
|------|---|------|------|------|------|------|------|------|------|------|
| | 0.2 | | 0.4 | | 0.6 | | 0.8 | | 1.0 | |
| | rpm | bhp | rpm | bhp | rpm | bhp | rpm | bhp | rpm | bhp |
| 1200 | 1095 | 0.14 | 1302 | 0.24 | 1484 | 0.35 | 1646 | 0.48 | 1794 | 0.63 |
| 1300 | 1151 | 0.16 | 1347 | 0.26 | 1523 | 0.38 | 1681 | 0.51 | 1826 | 0.66 |
| 1400 | 1209 | 0.19 | 1395 | 0.29 | 1565 | 0.41 | 1719 | 0.55 | 1860 | 0.69 |
| 1500 | 1269 | 0.22 | 1444 | 0.32 | 1608 | 0.45 | 1758 | 0.58 | 1897 | 0.73 |
| 1600 | 1331 | 0.25 | 1496 | 0.36 | 1654 | 0.48 | 1800 | 0.62 | 1935 | 0.78 |
| 1700 | 1396 | 0.29 | 1550 | 0.40 | 1701 | 0.53 | 1843 | 0.67 | 1975 | 0.82 |
| 1800 | 1462 | 0.33 | 1605 | 0.44 | 1750 | 0.57 | 1888 | 0.72 | 2017 | 0.87 |
| 1900 | 1528 | 0.38 | 1663 | 0.49 | 1801 | 0.62 | 1934 | 0.77 | 2060 | 0.93 |
| 2000 | 1596 | 0.43 | 1722 | 0.54 | 1854 | 0.68 | 1982 | 0.83 | 2105 | 0.99 |

| CFM | AVAILABLE EXTERNAL STATIC PRESSURE (in. wg) | | | | | | | | | |
|------|---|------|------|------|------|------|------|------|------|------|
| | 1.2 | | 1.4 | | 1.6 | | 1.8 | | 2.0 | |
| | rpm | bhp | rpm | bhp | rpm | bhp | rpm | bhp | rpm | bhp |
| 1200 | 1931 | 0.78 | 2058 | 0.95 | 2177 | 1.12 | 2288 | 1.30 | 2394 | 1.49 |
| 1300 | 1961 | 0.82 | 2086 | 0.98 | 2205 | 1.16 | 2316 | 1.34 | 2422 | 1.54 |
| 1400 | 1993 | 0.85 | 2116 | 1.02 | 2233 | 1.20 | 2344 | 1.39 | 2450 | 1.58 |
| 1500 | 2026 | 0.89 | 2148 | 1.06 | 2264 | 1.25 | 2373 | 1.44 | — | — |
| 1600 | 2062 | 0.94 | 2181 | 1.11 | 2296 | 1.30 | 2404 | 1.49 | — | — |
| 1700 | 2099 | 0.99 | 2217 | 1.16 | 2328 | 1.35 | 2435 | 1.54 | — | — |
| 1800 | 2138 | 1.04 | 2254 | 1.22 | 2363 | 1.41 | — | — | — | — |
| 1900 | 2179 | 1.10 | 2292 | 1.28 | 2400 | 1.47 | — | — | — | — |
| 2000 | 2221 | 1.16 | 2332 | 1.34 | 2438 | 1.54 | — | — | — | — |

Standard Static 1095-1900 rpm, 0.72 max bhp

Medium Static 1095-2170 rpm, 1.06 max bhp

High Static 1095-2460 rpm, 1.53 max bhp

RHV049 Single Phase — Standard Static — 4 Ton Vertical Supply (rpm - vdc)

| CFM | AVAILABLE EXTERNAL STATIC PRESSURE (in. wg) | | | | | | | | | |
|------|---|-----|------|-----|------|-----|------|-----|------|------|
| | 0.2 | | 0.4 | | 0.6 | | 0.8 | | 1.0 | |
| | rpm | vdc | rpm | vdc | rpm | vdc | rpm | vdc | rpm | vdc |
| 1200 | 1094 | 5.8 | 1302 | 6.9 | 1484 | 7.8 | 1646 | 8.7 | 1794 | 9.4 |
| 1300 | 1150 | 6.1 | 1347 | 7.1 | 1523 | 8.0 | 1681 | 8.8 | 1826 | 9.6 |
| 1400 | 1209 | 6.4 | 1395 | 7.3 | 1565 | 8.2 | 1719 | 9.0 | 1860 | 9.8 |
| 1500 | 1269 | 6.7 | 1444 | 7.6 | 1608 | 8.5 | 1758 | 9.3 | 1897 | 10.0 |
| 1600 | 1332 | 7.0 | 1496 | 7.9 | 1654 | 8.7 | 1800 | 9.5 | — | — |
| 1700 | 1396 | 7.3 | 1549 | 8.2 | 1701 | 9.0 | 1843 | 9.7 | — | — |
| 1800 | 1461 | 7.7 | 1605 | 8.4 | 1750 | 9.2 | 1888 | 9.9 | — | — |
| 1900 | 1528 | 8.0 | 1662 | 8.7 | 1801 | 9.5 | — | — | — | — |
| 2000 | 1596 | 8.4 | 1721 | 9.1 | 1853 | 9.8 | — | — | — | — |

| CFM | AVAILABLE EXTERNAL STATIC PRESSURE (in. wg) | | | | | | | | | |
|------|---|-----|-----|-----|-----|-----|-----|-----|-----|-----|
| | 1.2 | | 1.4 | | 1.6 | | 1.8 | | 2.0 | |
| | rpm | vdc | rpm | vdc | rpm | vdc | rpm | vdc | rpm | vdc |
| 1200 | — | — | — | — | — | — | — | — | — | — |
| 1300 | — | — | — | — | — | — | — | — | — | — |
| 1400 | — | — | — | — | — | — | — | — | — | — |
| 1500 | — | — | — | — | — | — | — | — | — | — |
| 1600 | — | — | — | — | — | — | — | — | — | — |
| 1700 | — | — | — | — | — | — | — | — | — | — |
| 1800 | — | — | — | — | — | — | — | — | — | — |
| 1900 | — | — | — | — | — | — | — | — | — | — |
| 2000 | — | — | — | — | — | — | — | — | — | — |

Standard Static 1094-1900 rpm

Fan data (cont)

RHV049 Single Phase — Medium Static — 4 Ton Vertical Supply (rpm - vdc)

| CFM | AVAILABLE EXTERNAL STATIC PRESSURE (in. wg) | | | | | | | | | |
|------|---|-----|------|-----|------|-----|------|-----|------|-----|
| | 0.2 | | 0.4 | | 0.6 | | 0.8 | | 1.0 | |
| | rpm | vdc | rpm | vdc | rpm | vdc | rpm | vdc | rpm | vdc |
| 1200 | 1094 | 5.0 | 1302 | 6.0 | 1484 | 6.8 | 1646 | 7.6 | 1794 | 8.3 |
| 1300 | 1150 | 5.3 | 1347 | 6.2 | 1523 | 7.0 | 1681 | 7.7 | 1826 | 8.4 |
| 1400 | 1209 | 5.6 | 1395 | 6.4 | 1565 | 7.2 | 1719 | 7.9 | 1860 | 8.6 |
| 1500 | 1269 | 5.8 | 1444 | 6.7 | 1608 | 7.4 | 1758 | 8.1 | 1897 | 8.7 |
| 1600 | 1332 | 6.1 | 1496 | 6.9 | 1654 | 7.6 | 1800 | 8.3 | 1935 | 8.9 |
| 1700 | 1396 | 6.4 | 1549 | 7.1 | 1701 | 7.8 | 1843 | 8.5 | 1975 | 9.1 |
| 1800 | 1461 | 6.7 | 1605 | 7.4 | 1750 | 8.1 | 1888 | 8.7 | 2017 | 9.3 |
| 1900 | 1528 | 7.0 | 1662 | 7.7 | 1801 | 8.3 | 1934 | 8.9 | 2060 | 9.5 |
| 2000 | 1596 | 7.4 | 1721 | 7.9 | 1853 | 8.5 | 1982 | 9.1 | 2105 | 9.7 |

| CFM | AVAILABLE EXTERNAL STATIC PRESSURE (in. wg) | | | | | | | | | |
|------|---|-----|------|-----|-----|-----|-----|-----|-----|-----|
| | 1.2 | | 1.4 | | 1.6 | | 1.8 | | 2.0 | |
| | rpm | vdc | rpm | vdc | rpm | vdc | rpm | vdc | rpm | vdc |
| 1200 | 1930 | 8.9 | 2058 | 9.5 | — | — | — | — | — | — |
| 1300 | 1960 | 9.0 | 2086 | 9.6 | — | — | — | — | — | — |
| 1400 | 1992 | 9.2 | 2116 | 9.8 | — | — | — | — | — | — |
| 1500 | 2026 | 9.3 | 2148 | 9.9 | — | — | — | — | — | — |
| 1600 | 2062 | 9.5 | — | — | — | — | — | — | — | — |
| 1700 | 2099 | 9.7 | — | — | — | — | — | — | — | — |
| 1800 | 2138 | 9.9 | — | — | — | — | — | — | — | — |
| 1900 | — | — | — | — | — | — | — | — | — | — |
| 2000 | — | — | — | — | — | — | — | — | — | — |

Medium Static 1094-2170 rpm

RHV049 Single Phase — High Static — 4 Ton Vertical Supply (rpm - vdc)

| CFM | AVAILABLE EXTERNAL STATIC PRESSURE (in. wg) | | | | | | | | | |
|------|---|-----|------|-----|------|-----|------|-----|------|-----|
| | 0.2 | | 0.4 | | 0.6 | | 0.8 | | 1.0 | |
| | rpm | vdc | rpm | vdc | rpm | vdc | rpm | vdc | rpm | vdc |
| 1200 | 1094 | 4.4 | 1302 | 5.3 | 1484 | 6.0 | 1646 | 6.7 | 1794 | 7.3 |
| 1300 | 1150 | 4.7 | 1347 | 5.5 | 1523 | 6.2 | 1681 | 6.8 | 1826 | 7.4 |
| 1400 | 1209 | 4.9 | 1395 | 5.7 | 1565 | 6.4 | 1719 | 7.0 | 1860 | 7.6 |
| 1500 | 1269 | 5.2 | 1444 | 5.9 | 1608 | 6.5 | 1758 | 7.1 | 1897 | 7.7 |
| 1600 | 1332 | 5.4 | 1496 | 6.1 | 1654 | 6.7 | 1800 | 7.3 | 1935 | 7.9 |
| 1700 | 1396 | 5.7 | 1549 | 6.3 | 1701 | 6.9 | 1843 | 7.5 | 1975 | 8.0 |
| 1800 | 1461 | 5.9 | 1605 | 6.5 | 1750 | 7.1 | 1888 | 7.7 | 2017 | 8.2 |
| 1900 | 1528 | 6.2 | 1662 | 6.8 | 1801 | 7.3 | 1934 | 7.9 | 2060 | 8.4 |
| 2000 | 1596 | 6.5 | 1721 | 7.0 | 1853 | 7.5 | 1982 | 8.1 | 2105 | 8.6 |

| CFM | AVAILABLE EXTERNAL STATIC PRESSURE (in. wg) | | | | | | | | | |
|------|---|-----|------|-----|------|-----|------|-----|------|------|
| | 1.2 | | 1.4 | | 1.6 | | 1.8 | | 2.0 | |
| | rpm | vdc | rpm | vdc | rpm | vdc | rpm | vdc | rpm | vdc |
| 1200 | 1930 | 7.8 | 2058 | 8.4 | 2177 | 8.8 | 2288 | 9.3 | 2394 | 9.7 |
| 1300 | 1960 | 8.0 | 2086 | 8.5 | 2205 | 9.0 | 2316 | 9.4 | 2422 | 9.8 |
| 1400 | 1992 | 8.1 | 2116 | 8.6 | 2233 | 9.1 | 2344 | 9.5 | 2450 | 10.0 |
| 1500 | 2026 | 8.2 | 2148 | 8.7 | 2263 | 9.2 | 2373 | 9.6 | — | — |
| 1600 | 2062 | 8.4 | 2181 | 8.9 | 2295 | 9.3 | 2403 | 9.8 | — | — |
| 1700 | 2099 | 8.5 | 2217 | 9.0 | 2328 | 9.5 | 2435 | 9.9 | — | — |
| 1800 | 2138 | 8.7 | 2254 | 9.2 | 2363 | 9.6 | — | — | — | — |
| 1900 | 2179 | 8.9 | 2292 | 9.3 | 2400 | 9.8 | — | — | — | — |
| 2000 | 2221 | 9.0 | 2332 | 9.5 | 2438 | 9.9 | — | — | — | — |

High Static 1094-2460 rpm

Fan data (cont)

RHV048 Three Phase — 4 Ton Vertical Supply (rpm - bhp)

| CFM | AVAILABLE EXTERNAL STATIC PRESSURE (in. wg) | | | | | | | | | |
|------|---|------|------|------|------|------|------|------|------|------|
| | 0.2 | | 0.4 | | 0.6 | | 0.8 | | 1.0 | |
| | rpm | bhp | rpm | bhp | rpm | bhp | rpm | bhp | rpm | bhp |
| 1200 | 1094 | 0.14 | 1302 | 0.24 | 1484 | 0.35 | 1646 | 0.48 | 1794 | 0.63 |
| 1300 | 1150 | 0.16 | 1347 | 0.26 | 1524 | 0.38 | 1681 | 0.51 | 1826 | 0.66 |
| 1400 | 1209 | 0.19 | 1395 | 0.29 | 1565 | 0.41 | 1719 | 0.55 | 1860 | 0.69 |
| 1500 | 1269 | 0.22 | 1444 | 0.32 | 1608 | 0.45 | 1759 | 0.58 | 1897 | 0.73 |
| 1600 | 1332 | 0.25 | 1496 | 0.36 | 1654 | 0.48 | 1800 | 0.62 | 1935 | 0.78 |
| 1700 | 1396 | 0.29 | 1549 | 0.40 | 1701 | 0.53 | 1843 | 0.67 | 1976 | 0.82 |
| 1800 | 1461 | 0.33 | 1605 | 0.44 | 1750 | 0.57 | 1888 | 0.72 | 2017 | 0.87 |
| 1900 | 1528 | 0.38 | 1662 | 0.49 | 1801 | 0.62 | 1934 | 0.77 | 2060 | 0.93 |
| 2000 | 1596 | 0.43 | 1721 | 0.54 | 1853 | 0.67 | 1982 | 0.83 | 2105 | 0.99 |

| CFM | AVAILABLE EXTERNAL STATIC PRESSURE (in. wg) | | | | | | | | | |
|------|---|------|------|------|------|------|------|------|------|------|
| | 1.2 | | 1.4 | | 1.6 | | 1.8 | | 2.0 | |
| | rpm | bhp | rpm | bhp | rpm | bhp | rpm | bhp | rpm | bhp |
| 1200 | 1930 | 0.78 | 2058 | 0.95 | 2177 | 1.12 | 2288 | 1.30 | 2394 | 1.49 |
| 1300 | 1960 | 0.81 | 2086 | 0.98 | 2205 | 1.16 | 2316 | 1.34 | 2422 | 1.54 |
| 1400 | 1992 | 0.85 | 2116 | 1.02 | 2233 | 1.20 | 2344 | 1.39 | 2450 | 1.58 |
| 1500 | 2026 | 0.89 | 2148 | 1.06 | 2263 | 1.24 | 2373 | 1.44 | 2478 | 1.63 |
| 1600 | 2062 | 0.94 | 2181 | 1.11 | 2295 | 1.29 | 2403 | 1.49 | 2507 | 1.69 |
| 1700 | 2099 | 0.99 | 2217 | 1.16 | 2328 | 1.35 | 2435 | 1.54 | 2538 | 1.75 |
| 1800 | 2138 | 1.04 | 2254 | 1.22 | 2363 | 1.40 | 2469 | 1.60 | 2570 | 1.81 |
| 1900 | 2180 | 1.10 | 2292 | 1.28 | 2400 | 1.47 | 2503 | 1.67 | 2603 | 1.87 |
| 2000 | 2222 | 1.16 | 2332 | 1.34 | 2438 | 1.54 | 2540 | 1.74 | 2638 | 1.95 |

Standard Static 1094-1900 rpm, 0.72 max bhp

Medium Static 1094-2170 rpm, 1.06 max bhp

High Static 1094-2660 rpm, 1.96 max bhp

RHV048 Three Phase — Standard Static — 4 Ton Vertical Supply (rpm - vdc)

| CFM | AVAILABLE EXTERNAL STATIC PRESSURE (in. wg) | | | | | | | | | |
|------|---|-----|------|-----|------|-----|------|-----|------|------|
| | 0.2 | | 0.4 | | 0.6 | | 0.8 | | 1.0 | |
| | rpm | vdc | rpm | vdc | rpm | vdc | rpm | vdc | rpm | vdc |
| 1200 | 1094 | 5.8 | 1302 | 6.9 | 1484 | 7.8 | 1646 | 8.7 | 1794 | 9.4 |
| 1300 | 1150 | 6.1 | 1347 | 7.1 | 1524 | 8.0 | 1681 | 8.8 | 1826 | 9.6 |
| 1400 | 1209 | 6.4 | 1395 | 7.3 | 1565 | 8.2 | 1719 | 9.0 | 1860 | 9.8 |
| 1500 | 1269 | 6.7 | 1444 | 7.6 | 1608 | 8.5 | 1759 | 9.3 | 1897 | 10.0 |
| 1600 | 1332 | 7.0 | 1496 | 7.9 | 1654 | 8.7 | 1800 | 9.5 | — | — |
| 1700 | 1396 | 7.3 | 1549 | 8.2 | 1701 | 9.0 | 1843 | 9.7 | — | — |
| 1800 | 1461 | 7.7 | 1605 | 8.4 | 1750 | 9.2 | 1888 | 9.9 | — | — |
| 1900 | 1528 | 8.0 | 1662 | 8.7 | 1801 | 9.5 | — | — | — | — |
| 2000 | 1596 | 8.4 | 1721 | 9.1 | 1853 | 9.8 | — | — | — | — |

| CFM | AVAILABLE EXTERNAL STATIC PRESSURE (in. wg) | | | | | | | | | |
|------|---|-----|-----|-----|-----|-----|-----|-----|-----|-----|
| | 1.2 | | 1.4 | | 1.6 | | 1.8 | | 2.0 | |
| | rpm | vdc | rpm | vdc | rpm | vdc | rpm | vdc | rpm | vdc |
| 1200 | — | — | — | — | — | — | — | — | — | — |
| 1300 | — | — | — | — | — | — | — | — | — | — |
| 1400 | — | — | — | — | — | — | — | — | — | — |
| 1500 | — | — | — | — | — | — | — | — | — | — |
| 1600 | — | — | — | — | — | — | — | — | — | — |
| 1700 | — | — | — | — | — | — | — | — | — | — |
| 1800 | — | — | — | — | — | — | — | — | — | — |
| 1900 | — | — | — | — | — | — | — | — | — | — |
| 2000 | — | — | — | — | — | — | — | — | — | — |

Standard Static 1094-1900 rpm

Fan data (cont)

RHV048 Three Phase — Medium Static — 4 Ton Vertical Supply (rpm - vdc)

| CFM | AVAILABLE EXTERNAL STATIC PRESSURE (in. wg) | | | | | | | | | |
|------|---|-----|------|-----|------|-----|------|-----|------|-----|
| | 0.2 | | 0.4 | | 0.6 | | 0.8 | | 1.0 | |
| | rpm | vdc | rpm | vdc | rpm | vdc | rpm | vdc | rpm | vdc |
| 1200 | 1094 | 5.0 | 1302 | 6.0 | 1484 | 6.8 | 1646 | 7.6 | 1794 | 8.3 |
| 1300 | 1150 | 5.3 | 1347 | 6.2 | 1524 | 7.0 | 1681 | 7.7 | 1826 | 8.4 |
| 1400 | 1209 | 5.6 | 1395 | 6.4 | 1565 | 7.2 | 1719 | 7.9 | 1860 | 8.6 |
| 1500 | 1269 | 5.8 | 1444 | 6.7 | 1608 | 7.4 | 1759 | 8.1 | 1897 | 8.7 |
| 1600 | 1332 | 6.1 | 1496 | 6.9 | 1654 | 7.6 | 1800 | 8.3 | 1935 | 8.9 |
| 1700 | 1396 | 6.4 | 1549 | 7.1 | 1701 | 7.8 | 1843 | 8.5 | 1976 | 9.1 |
| 1800 | 1461 | 6.7 | 1605 | 7.4 | 1750 | 8.1 | 1888 | 8.7 | 2017 | 9.3 |
| 1900 | 1528 | 7.0 | 1662 | 7.7 | 1801 | 8.3 | 1934 | 8.9 | 2060 | 9.5 |
| 2000 | 1596 | 7.4 | 1721 | 7.9 | 1853 | 8.5 | 1982 | 9.1 | 2105 | 9.7 |

| CFM | AVAILABLE EXTERNAL STATIC PRESSURE (in. wg) | | | | | | | | | |
|------|---|-----|------|-----|-----|-----|-----|-----|-----|-----|
| | 1.2 | | 1.4 | | 1.6 | | 1.8 | | 2.0 | |
| | rpm | vdc | rpm | vdc | rpm | vdc | rpm | vdc | rpm | vdc |
| 1200 | 1930 | 8.9 | 2058 | 9.5 | — | — | — | — | — | — |
| 1300 | 1960 | 9.0 | 2086 | 9.6 | — | — | — | — | — | — |
| 1400 | 1992 | 9.2 | 2116 | 9.8 | — | — | — | — | — | — |
| 1500 | 2026 | 9.3 | 2148 | 9.9 | — | — | — | — | — | — |
| 1600 | 2062 | 9.5 | — | — | — | — | — | — | — | — |
| 1700 | 2099 | 9.7 | — | — | — | — | — | — | — | — |
| 1800 | 2138 | 9.9 | — | — | — | — | — | — | — | — |
| 1900 | — | — | — | — | — | — | — | — | — | — |
| 2000 | — | — | — | — | — | — | — | — | — | — |

Medium Static 1094-2170 rpm

RHV048 Three Phase — High Static — 4 Ton Vertical Supply (rpm - vdc)

| CFM | AVAILABLE EXTERNAL STATIC PRESSURE (in. wg) | | | | | | | | | |
|------|---|-----|------|-----|------|-----|------|-----|------|-----|
| | 0.2 | | 0.4 | | 0.6 | | 0.8 | | 1.0 | |
| | rpm | vdc | rpm | vdc | rpm | vdc | rpm | vdc | rpm | vdc |
| 1200 | 1094 | 4.1 | 1302 | 4.9 | 1484 | 5.6 | 1646 | 6.2 | 1794 | 6.7 |
| 1300 | 1150 | 4.3 | 1347 | 5.1 | 1524 | 5.7 | 1681 | 6.3 | 1826 | 6.9 |
| 1400 | 1209 | 4.5 | 1395 | 5.2 | 1565 | 5.9 | 1719 | 6.5 | 1860 | 7.0 |
| 1500 | 1269 | 4.8 | 1444 | 5.4 | 1608 | 6.0 | 1759 | 6.6 | 1897 | 7.1 |
| 1600 | 1332 | 5.0 | 1496 | 5.6 | 1654 | 6.2 | 1800 | 6.8 | 1935 | 7.3 |
| 1700 | 1396 | 5.2 | 1549 | 5.8 | 1701 | 6.4 | 1843 | 6.9 | 1976 | 7.4 |
| 1800 | 1461 | 5.5 | 1605 | 6.0 | 1750 | 6.6 | 1888 | 7.1 | 2017 | 7.6 |
| 1900 | 1528 | 5.7 | 1662 | 6.2 | 1801 | 6.8 | 1934 | 7.3 | 2060 | 7.7 |
| 2000 | 1596 | 6.0 | 1721 | 6.5 | 1853 | 7.0 | 1982 | 7.5 | 2105 | 7.9 |

| CFM | AVAILABLE EXTERNAL STATIC PRESSURE (in. wg) | | | | | | | | | |
|------|---|-----|------|-----|------|-----|------|-----|------|-----|
| | 1.2 | | 1.4 | | 1.6 | | 1.8 | | 2.0 | |
| | rpm | vdc | rpm | vdc | rpm | vdc | rpm | vdc | rpm | vdc |
| 1200 | 1930 | 7.3 | 2058 | 7.7 | 2177 | 8.2 | 2288 | 8.6 | 2394 | 9.0 |
| 1300 | 1960 | 7.4 | 2086 | 7.8 | 2205 | 8.3 | 2316 | 8.7 | 2422 | 9.1 |
| 1400 | 1992 | 7.5 | 2116 | 8.0 | 2233 | 8.4 | 2344 | 8.8 | 2450 | 9.2 |
| 1500 | 2026 | 7.6 | 2148 | 8.1 | 2263 | 8.5 | 2373 | 8.9 | 2478 | 9.3 |
| 1600 | 2062 | 7.8 | 2181 | 8.2 | 2295 | 8.6 | 2403 | 9.0 | 2507 | 9.4 |
| 1700 | 2099 | 7.9 | 2217 | 8.3 | 2328 | 8.8 | 2435 | 9.2 | 2538 | 9.5 |
| 1800 | 2138 | 8.0 | 2254 | 8.5 | 2363 | 8.9 | 2469 | 9.3 | 2570 | 9.7 |
| 1900 | 2180 | 8.2 | 2292 | 8.6 | 2400 | 9.0 | 2503 | 9.4 | 2603 | 9.8 |
| 2000 | 2222 | 8.4 | 2332 | 8.8 | 2438 | 9.2 | 2540 | 9.5 | 2638 | 9.9 |

High Static 1094-2660 rpm

Fan data (cont)

RHV060K Single Phase — 5 Ton Vertical Supply (rpm - bhp)

| CFM | AVAILABLE EXTERNAL STATIC PRESSURE (in. wg) | | | | | | | | | |
|------|---|------|------|------|------|------|------|------|------|------|
| | 0.2 | | 0.4 | | 0.6 | | 0.8 | | 1.0 | |
| | rpm | bhp | rpm | bhp | rpm | bhp | rpm | bhp | rpm | bhp |
| 1500 | 1228 | 0.20 | 1394 | 0.29 | 1554 | 0.40 | 1701 | 0.53 | 1836 | 0.66 |
| 1625 | 1305 | 0.24 | 1457 | 0.33 | 1609 | 0.44 | 1750 | 0.57 | 1882 | 0.71 |
| 1750 | 1384 | 0.28 | 1523 | 0.37 | 1666 | 0.49 | 1802 | 0.62 | 1930 | 0.76 |
| 1875 | 1466 | 0.33 | 1592 | 0.43 | 1726 | 0.54 | 1857 | 0.67 | 1981 | 0.82 |
| 2000 | 1549 | 0.39 | 1664 | 0.48 | 1789 | 0.60 | 1914 | 0.74 | 2034 | 0.88 |
| 2125 | 1633 | 0.46 | 1739 | 0.55 | 1855 | 0.67 | 1974 | 0.81 | 2089 | 0.95 |
| 2250 | 1718 | 0.53 | 1816 | 0.63 | 1924 | 0.74 | 2036 | 0.88 | 2146 | 1.03 |
| 2375 | 1803 | 0.61 | 1894 | 0.71 | 1995 | 0.83 | 2100 | 0.97 | 2206 | 1.12 |
| 2500 | 1890 | 0.70 | 1974 | 0.80 | 2068 | 0.92 | 2167 | 1.06 | 2268 | 1.21 |

| CFM | AVAILABLE EXTERNAL STATIC PRESSURE (in. wg) | | | | | | | | | |
|------|---|------|------|------|------|------|------|------|-----|-----|
| | 1.2 | | 1.4 | | 1.6 | | 1.8 | | 2.0 | |
| | rpm | bhp | rpm | bhp | rpm | bhp | rpm | bhp | rpm | bhp |
| 1500 | 1961 | 0.80 | 2079 | 0.96 | 2191 | 1.12 | 2297 | 1.29 | — | — |
| 1625 | 2004 | 0.85 | 2120 | 1.01 | 2229 | 1.18 | 2334 | 1.35 | — | — |
| 1750 | 2050 | 0.91 | 2163 | 1.07 | 2270 | 1.24 | 2373 | 1.41 | — | — |
| 1875 | 2098 | 0.97 | 2208 | 1.13 | 2314 | 1.31 | — | — | — | — |
| 2000 | 2148 | 1.04 | 2256 | 1.21 | 2359 | 1.38 | — | — | — | — |
| 2125 | 2200 | 1.11 | 2305 | 1.28 | — | — | — | — | — | — |
| 2250 | 2254 | 1.20 | 2357 | 1.37 | — | — | — | — | — | — |
| 2375 | 2310 | 1.28 | — | — | — | — | — | — | — | — |
| 2500 | 2368 | 1.38 | — | — | — | — | — | — | — | — |

Standard Static 1228-2150 rpm, 1.06 max bhp

Medium Static 1228-2390 rpm, 1.44 max bhp

RHV060K Single Phase — Standard Static — 5 Ton Vertical Supply (rpm - vdc)

| CFM | AVAILABLE EXTERNAL STATIC PRESSURE (in. wg) | | | | | | | | | |
|------|---|-----|------|-----|------|-----|------|-----|------|------|
| | 0.2 | | 0.4 | | 0.6 | | 0.8 | | 1.0 | |
| | rpm | vdc | rpm | vdc | rpm | vdc | rpm | vdc | rpm | vdc |
| 1500 | 1228 | 5.7 | 1394 | 6.5 | 1554 | 7.2 | 1701 | 7.9 | 1836 | 8.5 |
| 1625 | 1305 | 6.1 | 1457 | 6.8 | 1609 | 7.5 | 1750 | 8.1 | 1882 | 8.8 |
| 1750 | 1384 | 6.4 | 1523 | 7.1 | 1666 | 7.7 | 1802 | 8.4 | 1930 | 9.0 |
| 1875 | 1466 | 6.8 | 1592 | 7.4 | 1726 | 8.0 | 1857 | 8.6 | 1981 | 9.2 |
| 2000 | 1549 | 7.2 | 1664 | 7.7 | 1789 | 8.3 | 1914 | 8.9 | 2034 | 9.5 |
| 2125 | 1633 | 7.6 | 1739 | 8.1 | 1855 | 8.6 | 1974 | 9.2 | 2089 | 9.7 |
| 2250 | 1718 | 8.0 | 1816 | 8.4 | 1924 | 8.9 | 2036 | 9.5 | 2146 | 10.0 |
| 2375 | 1803 | 8.4 | 1894 | 8.8 | 1995 | 9.3 | 2100 | 9.8 | — | — |
| 2500 | 1890 | 8.8 | 1974 | 9.2 | 2068 | 9.6 | — | — | — | — |

| CFM | AVAILABLE EXTERNAL STATIC PRESSURE (in. wg) | | | | | | | | | |
|------|---|------|------|-----|-----|-----|-----|-----|-----|-----|
| | 1.2 | | 1.4 | | 1.6 | | 1.8 | | 2.0 | |
| | rpm | vdc | rpm | vdc | rpm | vdc | rpm | vdc | rpm | vdc |
| 1500 | 1961 | 9.1 | 2079 | 9.7 | — | — | — | — | — | — |
| 1625 | 2004 | 9.3 | 2120 | 9.9 | — | — | — | — | — | — |
| 1750 | 2050 | 9.5 | — | — | — | — | — | — | — | — |
| 1875 | 2098 | 9.8 | — | — | — | — | — | — | — | — |
| 2000 | 2148 | 10.0 | — | — | — | — | — | — | — | — |
| 2125 | — | — | — | — | — | — | — | — | — | — |
| 2250 | — | — | — | — | — | — | — | — | — | — |
| 2375 | — | — | — | — | — | — | — | — | — | — |
| 2500 | — | — | — | — | — | — | — | — | — | — |

Standard Static 1228-2150 rpm

Fan data (cont)

RHV060K Single Phase — Medium Static — 5 Ton Vertical Supply (rpm - vdc)

| CFM | AVAILABLE EXTERNAL STATIC PRESSURE (in. wg) | | | | | | | | | |
|------|---|-----|------|-----|------|-----|------|-----|------|-----|
| | 0.2 | | 0.4 | | 0.6 | | 0.8 | | 1.0 | |
| | rpm | vdc | rpm | vdc | rpm | vdc | rpm | vdc | rpm | vdc |
| 1500 | 1228 | 5.1 | 1394 | 5.8 | 1554 | 6.5 | 1701 | 7.1 | 1836 | 7.7 |
| 1625 | 1305 | 5.5 | 1457 | 6.1 | 1609 | 6.7 | 1750 | 7.3 | 1882 | 7.9 |
| 1750 | 1384 | 5.8 | 1523 | 6.4 | 1666 | 7.0 | 1802 | 7.5 | 1930 | 8.1 |
| 1875 | 1466 | 6.1 | 1592 | 6.7 | 1726 | 7.2 | 1857 | 7.8 | 1981 | 8.3 |
| 2000 | 1549 | 6.5 | 1664 | 7.0 | 1789 | 7.5 | 1914 | 8.0 | 2034 | 8.5 |
| 2125 | 1633 | 6.8 | 1739 | 7.3 | 1855 | 7.8 | 1974 | 8.3 | 2089 | 8.7 |
| 2250 | 1718 | 7.2 | 1816 | 7.6 | 1924 | 8.1 | 2036 | 8.5 | 2146 | 9.0 |
| 2375 | 1803 | 7.5 | 1894 | 7.9 | 1995 | 8.3 | 2100 | 8.8 | 2206 | 9.2 |
| 2500 | 1890 | 7.9 | 1974 | 8.3 | 2068 | 8.7 | 2167 | 9.1 | 2268 | 9.5 |

| CFM | AVAILABLE EXTERNAL STATIC PRESSURE (in. wg) | | | | | | | | | |
|------|---|-----|------|-----|------|-----|------|-----|-----|-----|
| | 1.2 | | 1.4 | | 1.6 | | 1.8 | | 2.0 | |
| | rpm | vdc | rpm | vdc | rpm | vdc | rpm | vdc | rpm | vdc |
| 1500 | 1961 | 8.2 | 2079 | 8.7 | 2191 | 9.2 | 2297 | 9.6 | — | — |
| 1625 | 2004 | 8.4 | 2120 | 8.9 | 2229 | 9.3 | 2334 | 9.8 | — | — |
| 1750 | 2050 | 8.6 | 2163 | 9.1 | 2270 | 9.5 | 2373 | 9.9 | — | — |
| 1875 | 2098 | 8.8 | 2208 | 9.2 | 2314 | 9.7 | — | — | — | — |
| 2000 | 2148 | 9.0 | 2256 | 9.4 | 2359 | 9.9 | — | — | — | — |
| 2125 | 2200 | 9.2 | 2305 | 9.6 | — | — | — | — | — | — |
| 2250 | 2254 | 9.4 | 2357 | 9.9 | — | — | — | — | — | — |
| 2375 | 2310 | 9.7 | — | — | — | — | — | — | — | — |
| 2500 | 2368 | 9.9 | — | — | — | — | — | — | — | — |

Medium Static 1228-2390 rpm

Fan data (cont)

RHV060H/S/L Three Phase — 5 Ton Vertical Supply (rpm - bhp)

| CFM | AVAILABLE EXTERNAL STATIC PRESSURE (in. wg) | | | | | | | | | |
|------|---|------|------|------|------|------|------|------|------|------|
| | 0.2 | | 0.4 | | 0.6 | | 0.8 | | 1.0 | |
| | rpm | bhp | rpm | bhp | rpm | bhp | rpm | bhp | rpm | bhp |
| 1500 | 1228 | 0.20 | 1394 | 0.29 | 1554 | 0.40 | 1701 | 0.53 | 1836 | 0.66 |
| 1625 | 1305 | 0.24 | 1457 | 0.33 | 1609 | 0.44 | 1750 | 0.57 | 1882 | 0.71 |
| 1750 | 1384 | 0.28 | 1523 | 0.37 | 1666 | 0.49 | 1802 | 0.62 | 1930 | 0.76 |
| 1875 | 1466 | 0.33 | 1592 | 0.43 | 1726 | 0.54 | 1857 | 0.67 | 1981 | 0.82 |
| 2000 | 1549 | 0.39 | 1664 | 0.48 | 1789 | 0.60 | 1914 | 0.74 | 2034 | 0.88 |
| 2125 | 1633 | 0.46 | 1739 | 0.55 | 1855 | 0.67 | 1974 | 0.81 | 2089 | 0.95 |
| 2250 | 1718 | 0.53 | 1816 | 0.63 | 1924 | 0.74 | 2036 | 0.88 | 2146 | 1.03 |
| 2375 | 1803 | 0.61 | 1894 | 0.71 | 1995 | 0.83 | 2100 | 0.97 | 2206 | 1.12 |
| 2500 | 1889 | 0.70 | 1974 | 0.80 | 2068 | 0.92 | 2167 | 1.06 | 2268 | 1.21 |

| CFM | AVAILABLE EXTERNAL STATIC PRESSURE (in. wg) | | | | | | | | | |
|------|---|------|------|------|------|------|------|------|------|------|
| | 1.2 | | 1.4 | | 1.6 | | 1.8 | | 2.0 | |
| | rpm | bhp | rpm | bhp | rpm | bhp | rpm | bhp | rpm | bhp |
| 1500 | 1961 | 0.80 | 2079 | 0.96 | 2191 | 1.12 | 2297 | 1.29 | 2399 | 1.47 |
| 1625 | 2004 | 0.85 | 2120 | 1.01 | 2229 | 1.18 | 2334 | 1.35 | 2434 | 1.53 |
| 1750 | 2050 | 0.91 | 2163 | 1.07 | 2271 | 1.24 | 2373 | 1.41 | 2472 | 1.60 |
| 1875 | 2098 | 0.97 | 2208 | 1.13 | 2314 | 1.31 | 2415 | 1.48 | 2511 | 1.67 |
| 2000 | 2148 | 1.04 | 2256 | 1.21 | 2359 | 1.38 | 2458 | 1.56 | 2553 | 1.75 |
| 2125 | 2200 | 1.11 | 2305 | 1.28 | 2407 | 1.46 | 2504 | 1.64 | 2597 | 1.83 |
| 2250 | 2254 | 1.20 | 2357 | 1.37 | 2456 | 1.55 | 2551 | 1.73 | 2643 | 1.93 |
| 2375 | 2310 | 1.28 | 2410 | 1.46 | 2507 | 1.64 | 2600 | 1.83 | 2690 | 2.03 |
| 2500 | 2368 | 1.38 | 2465 | 1.56 | 2560 | 1.75 | 2651 | 1.94 | 2739 | 2.14 |

Standard Static 1228-2150 rpm, 1.06 max bhp

Medium Static 1228-2390 rpm, 1.44 max bhp

High Static 1228-2836 rpm, 2.43 max bhp

RHV060H/S/L Three Phase — Standard Static — 5 Ton Vertical Supply (rpm - vdc)

| CFM | AVAILABLE EXTERNAL STATIC PRESSURE (in. wg) | | | | | | | | | |
|------|---|-----|------|-----|------|-----|------|-----|------|------|
| | 0.2 | | 0.4 | | 0.6 | | 0.8 | | 1.0 | |
| | rpm | vdc | rpm | vdc | rpm | vdc | rpm | vdc | rpm | vdc |
| 1500 | 1228 | 5.7 | 1394 | 6.5 | 1554 | 7.2 | 1701 | 7.9 | 1836 | 8.5 |
| 1625 | 1305 | 6.1 | 1457 | 6.8 | 1609 | 7.5 | 1750 | 8.1 | 1882 | 8.8 |
| 1750 | 1384 | 6.4 | 1523 | 7.1 | 1666 | 7.7 | 1802 | 8.4 | 1930 | 9.0 |
| 1875 | 1466 | 6.8 | 1592 | 7.4 | 1726 | 8.0 | 1857 | 8.6 | 1981 | 9.2 |
| 2000 | 1549 | 7.2 | 1664 | 7.7 | 1789 | 8.3 | 1914 | 8.9 | 2034 | 9.5 |
| 2125 | 1633 | 7.6 | 1739 | 8.1 | 1855 | 8.6 | 1974 | 9.2 | 2089 | 9.7 |
| 2250 | 1718 | 8.0 | 1816 | 8.4 | 1924 | 8.9 | 2036 | 9.5 | 2146 | 10.0 |
| 2375 | 1803 | 8.4 | 1894 | 8.8 | 1995 | 9.3 | 2100 | 9.8 | — | — |
| 2500 | 1889 | 8.8 | 1974 | 9.2 | 2068 | 9.6 | — | — | — | — |

| CFM | AVAILABLE EXTERNAL STATIC PRESSURE (in. wg) | | | | | | | | | |
|------|---|------|------|-----|-----|-----|-----|-----|-----|-----|
| | 1.2 | | 1.4 | | 1.6 | | 1.8 | | 2.0 | |
| | rpm | vdc | rpm | vdc | rpm | vdc | rpm | vdc | rpm | vdc |
| 1500 | 1961 | 9.1 | 2079 | 9.7 | — | — | — | — | — | — |
| 1625 | 2004 | 9.3 | 2120 | 9.9 | — | — | — | — | — | — |
| 1750 | 2050 | 9.5 | — | — | — | — | — | — | — | — |
| 1875 | 2098 | 9.8 | — | — | — | — | — | — | — | — |
| 2000 | 2148 | 10.0 | — | — | — | — | — | — | — | — |
| 2125 | — | — | — | — | — | — | — | — | — | — |
| 2250 | — | — | — | — | — | — | — | — | — | — |
| 2375 | — | — | — | — | — | — | — | — | — | — |
| 2500 | — | — | — | — | — | — | — | — | — | — |

Standard Static 1228-2150 rpm

Fan data (cont)

RHV060H/S/L Three Phase — Medium Static — 5 Ton Vertical Supply (rpm - vdc)

| CFM | AVAILABLE EXTERNAL STATIC PRESSURE (in. wg) | | | | | | | | | |
|------|---|-----|------|-----|------|-----|------|-----|------|-----|
| | 0.2 | | 0.4 | | 0.6 | | 0.8 | | 1.0 | |
| | rpm | vdc | rpm | vdc | rpm | vdc | rpm | vdc | rpm | vdc |
| 1500 | 1228 | 5.1 | 1394 | 5.8 | 1554 | 6.5 | 1701 | 7.1 | 1836 | 7.7 |
| 1625 | 1305 | 5.5 | 1457 | 6.1 | 1609 | 6.7 | 1750 | 7.3 | 1882 | 7.9 |
| 1750 | 1384 | 5.8 | 1523 | 6.4 | 1666 | 7.0 | 1802 | 7.5 | 1930 | 8.1 |
| 1875 | 1466 | 6.1 | 1592 | 6.7 | 1726 | 7.2 | 1857 | 7.8 | 1981 | 8.3 |
| 2000 | 1549 | 6.5 | 1664 | 7.0 | 1789 | 7.5 | 1914 | 8.0 | 2034 | 8.5 |
| 2125 | 1633 | 6.8 | 1739 | 7.3 | 1855 | 7.8 | 1974 | 8.3 | 2089 | 8.7 |
| 2250 | 1718 | 7.2 | 1816 | 7.6 | 1924 | 8.1 | 2036 | 8.5 | 2146 | 9.0 |
| 2375 | 1803 | 7.5 | 1894 | 7.9 | 1995 | 8.3 | 2100 | 8.8 | 2206 | 9.2 |
| 2500 | 1889 | 7.9 | 1974 | 8.3 | 2068 | 8.7 | 2167 | 9.1 | 2268 | 9.5 |

| CFM | AVAILABLE EXTERNAL STATIC PRESSURE (in. wg) | | | | | | | | | |
|------|---|-----|------|-----|------|-----|------|-----|-----|-----|
| | 1.2 | | 1.4 | | 1.6 | | 1.8 | | 2.0 | |
| | rpm | vdc | rpm | vdc | rpm | vdc | rpm | vdc | rpm | vdc |
| 1500 | 1961 | 8.2 | 2079 | 8.7 | 2191 | 9.2 | 2297 | 9.6 | — | — |
| 1625 | 2004 | 8.4 | 2120 | 8.9 | 2229 | 9.3 | 2334 | 9.8 | — | — |
| 1750 | 2050 | 8.6 | 2163 | 9.1 | 2271 | 9.5 | 2373 | 9.9 | — | — |
| 1875 | 2098 | 8.8 | 2208 | 9.2 | 2314 | 9.7 | — | — | — | — |
| 2000 | 2148 | 9.0 | 2256 | 9.4 | 2359 | 9.9 | — | — | — | — |
| 2125 | 2200 | 9.2 | 2305 | 9.6 | — | — | — | — | — | — |
| 2250 | 2254 | 9.4 | 2357 | 9.9 | — | — | — | — | — | — |
| 2375 | 2310 | 9.7 | — | — | — | — | — | — | — | — |
| 2500 | 2368 | 9.9 | — | — | — | — | — | — | — | — |

Medium Static 1228-2390 rpm

RHV060H/S/L Three Phase — High Static — 5 Ton Vertical Supply (rpm - vdc)

| CFM | AVAILABLE EXTERNAL STATIC PRESSURE (in. wg) | | | | | | | | | |
|------|---|-----|------|-----|------|-----|------|-----|------|-----|
| | 0.2 | | 0.4 | | 0.6 | | 0.8 | | 1.0 | |
| | rpm | vdc | rpm | vdc | rpm | vdc | rpm | vdc | rpm | vdc |
| 1500 | 1228 | 4.3 | 1394 | 4.9 | 1554 | 5.5 | 1701 | 6.0 | 1836 | 6.5 |
| 1625 | 1305 | 4.6 | 1457 | 5.1 | 1609 | 5.7 | 1750 | 6.2 | 1882 | 6.6 |
| 1750 | 1384 | 4.9 | 1523 | 5.4 | 1666 | 5.9 | 1802 | 6.4 | 1930 | 6.8 |
| 1875 | 1466 | 5.2 | 1592 | 5.6 | 1726 | 6.1 | 1857 | 6.5 | 1981 | 7.0 |
| 2000 | 1549 | 5.5 | 1664 | 5.9 | 1789 | 6.3 | 1914 | 6.7 | 2034 | 7.2 |
| 2125 | 1633 | 5.8 | 1739 | 6.1 | 1855 | 6.5 | 1974 | 7.0 | 2089 | 7.4 |
| 2250 | 1718 | 6.1 | 1816 | 6.4 | 1924 | 6.8 | 2036 | 7.2 | 2146 | 7.6 |
| 2375 | 1803 | 6.4 | 1894 | 6.7 | 1995 | 7.0 | 2100 | 7.4 | 2206 | 7.8 |
| 2500 | 1889 | 6.7 | 1974 | 7.0 | 2068 | 7.3 | 2167 | 7.6 | 2268 | 8.0 |

| CFM | AVAILABLE EXTERNAL STATIC PRESSURE (in. wg) | | | | | | | | | |
|------|---|-----|------|-----|------|-----|------|-----|------|-----|
| | 1.2 | | 1.4 | | 1.6 | | 1.8 | | 2.0 | |
| | rpm | vdc | rpm | vdc | rpm | vdc | rpm | vdc | rpm | vdc |
| 1500 | 1961 | 6.9 | 2079 | 7.3 | 2191 | 7.7 | 2297 | 8.1 | 2399 | 8.5 |
| 1625 | 2004 | 7.1 | 2120 | 7.5 | 2229 | 7.9 | 2334 | 8.2 | 2434 | 8.6 |
| 1750 | 2050 | 7.2 | 2163 | 7.6 | 2271 | 8.0 | 2373 | 8.4 | 2472 | 8.7 |
| 1875 | 2098 | 7.4 | 2208 | 7.8 | 2314 | 8.2 | 2415 | 8.5 | 2511 | 8.9 |
| 2000 | 2148 | 7.6 | 2256 | 8.0 | 2359 | 8.3 | 2458 | 8.7 | 2553 | 9.0 |
| 2125 | 2200 | 7.8 | 2305 | 8.1 | 2407 | 8.5 | 2504 | 8.8 | 2597 | 9.2 |
| 2250 | 2254 | 7.9 | 2357 | 8.3 | 2456 | 8.7 | 2551 | 9.0 | 2643 | 9.3 |
| 2375 | 2310 | 8.1 | 2410 | 8.5 | 2507 | 8.8 | 2600 | 9.2 | 2690 | 9.5 |
| 2500 | 2368 | 8.3 | 2465 | 8.7 | 2560 | 9.0 | 2651 | 9.3 | 2739 | 9.7 |

High Static 1228-2836 rpm

Fan data (cont)

RHV072 Three Phase — 6 Ton Vertical Supply (rpm - bhp)

| CFM | AVAILABLE EXTERNAL STATIC PRESSURE (in. wg) | | | | | | | | | |
|------|---|------|------|------|------|------|------|------|------|------|
| | 0.2 | | 0.4 | | 0.6 | | 0.8 | | 1.0 | |
| | rpm | bhp | rpm | bhp | rpm | bhp | rpm | bhp | rpm | bhp |
| 1800 | 1416 | 0.30 | 1549 | 0.39 | 1690 | 0.51 | 1824 | 0.64 | 1950 | 0.78 |
| 1950 | 1516 | 0.37 | 1635 | 0.46 | 1764 | 0.58 | 1891 | 0.71 | 2012 | 0.86 |
| 2100 | 1616 | 0.44 | 1724 | 0.54 | 1841 | 0.65 | 1961 | 0.79 | 2078 | 0.94 |
| 2250 | 1718 | 0.53 | 1815 | 0.62 | 1924 | 0.74 | 2036 | 0.88 | 2146 | 1.03 |
| 2400 | 1820 | 0.63 | 1910 | 0.73 | 2009 | 0.84 | 2113 | 0.98 | 2218 | 1.14 |
| 2550 | 1924 | 0.74 | 2007 | 0.84 | 2098 | 0.96 | 2195 | 1.10 | 2293 | 1.25 |
| 2700 | 2028 | 0.87 | 2105 | 0.97 | 2189 | 1.09 | 2279 | 1.23 | 2371 | 1.38 |
| 2850 | 2133 | 1.01 | 2205 | 1.11 | 2282 | 1.23 | 2366 | 1.37 | 2453 | 1.53 |
| 3000 | 2239 | 1.16 | 2306 | 1.27 | 2378 | 1.39 | 2456 | 1.53 | 2537 | 1.69 |

| CFM | AVAILABLE EXTERNAL STATIC PRESSURE (in. wg) | | | | | | | | | |
|------|---|------|------|------|------|------|------|------|------|------|
| | 1.2 | | 1.4 | | 1.6 | | 1.8 | | 2.0 | |
| | rpm | bhp | rpm | bhp | rpm | bhp | rpm | bhp | rpm | bhp |
| 1800 | 2069 | 0.93 | 2181 | 1.10 | 2287 | 1.26 | 2389 | 1.44 | 2487 | 1.62 |
| 1950 | 2127 | 1.01 | 2237 | 1.18 | 2341 | 1.35 | 2440 | 1.53 | 2536 | 1.71 |
| 2100 | 2189 | 1.10 | 2295 | 1.27 | 2397 | 1.44 | 2494 | 1.63 | 2588 | 1.82 |
| 2250 | 2254 | 1.20 | 2357 | 1.37 | 2456 | 1.55 | 2551 | 1.73 | 2643 | 1.93 |
| 2400 | 2321 | 1.30 | 2421 | 1.48 | 2517 | 1.66 | 2610 | 1.85 | 2700 | 2.05 |
| 2550 | 2392 | 1.42 | 2488 | 1.60 | 2581 | 1.79 | 2672 | 1.98 | 2759 | 2.18 |
| 2700 | 2465 | 1.55 | 2557 | 1.73 | 2648 | 1.93 | 2736 | 2.13 | 2821 | 2.33 |
| 2850 | 2541 | 1.70 | 2630 | 1.88 | 2717 | 2.08 | 2802 | 2.28 | — | — |
| 3000 | 2621 | 1.86 | 2705 | 2.05 | 2788 | 2.24 | — | — | — | — |

Standard Static 1416-2300 rpm, 1.31 max bhp

Medium Static 1416-2530 rpm, 1.76 max bhp

High Static 1416-2836 rpm, 2.43 max bhp

RHV072 Three Phase — Standard Static — 6 Ton Vertical Supply (rpm - vdc)

| CFM | AVAILABLE EXTERNAL STATIC PRESSURE (in. wg) | | | | | | | | | |
|------|---|-----|------|-----|------|-----|------|-----|------|------|
| | 0.2 | | 0.4 | | 0.6 | | 0.8 | | 1.0 | |
| | rpm | vdc | rpm | vdc | rpm | vdc | rpm | vdc | rpm | vdc |
| 1800 | 1416 | 6.2 | 1549 | 6.7 | 1690 | 7.3 | 1824 | 7.9 | 1950 | 8.5 |
| 1950 | 1516 | 6.6 | 1635 | 7.1 | 1764 | 7.7 | 1891 | 8.2 | 2012 | 8.7 |
| 2100 | 1616 | 7.0 | 1724 | 7.5 | 1841 | 8.0 | 1961 | 8.5 | 2078 | 9.0 |
| 2250 | 1718 | 7.5 | 1815 | 7.9 | 1924 | 8.4 | 2036 | 8.9 | 2146 | 9.3 |
| 2400 | 1820 | 7.9 | 1910 | 8.3 | 2009 | 8.7 | 2113 | 9.2 | 2218 | 9.6 |
| 2550 | 1924 | 8.4 | 2007 | 8.7 | 2098 | 9.1 | 2195 | 9.5 | 2293 | 10.0 |
| 2700 | 2028 | 8.8 | 2105 | 9.2 | 2189 | 9.5 | 2279 | 9.9 | — | — |
| 2850 | 2133 | 9.3 | 2205 | 9.6 | 2282 | 9.9 | — | — | — | — |
| 3000 | 2239 | 9.7 | — | — | — | — | — | — | — | — |

| CFM | AVAILABLE EXTERNAL STATIC PRESSURE (in. wg) | | | | | | | | | |
|------|---|-----|------|------|------|-----|-----|-----|-----|-----|
| | 1.2 | | 1.4 | | 1.6 | | 1.8 | | 2.0 | |
| | rpm | vdc | rpm | vdc | rpm | vdc | rpm | vdc | rpm | vdc |
| 1800 | 2069 | 9.0 | 2181 | 9.5 | 2287 | 9.9 | — | — | — | — |
| 1950 | 2127 | 9.2 | 2237 | 9.7 | — | — | — | — | — | — |
| 2100 | 2189 | 9.5 | 2295 | 10.0 | — | — | — | — | — | — |
| 2250 | 2254 | 9.8 | — | — | — | — | — | — | — | — |
| 2400 | — | — | — | — | — | — | — | — | — | — |
| 2550 | — | — | — | — | — | — | — | — | — | — |
| 2700 | — | — | — | — | — | — | — | — | — | — |
| 2850 | — | — | — | — | — | — | — | — | — | — |
| 3000 | — | — | — | — | — | — | — | — | — | — |

Standard Static 1416-2300 rpm

Fan data (cont)

RHV072 Three Phase — Medium Static — 6 Ton Vertical Supply (rpm - vdc)

| CFM | AVAILABLE EXTERNAL STATIC PRESSURE (in. wg) | | | | | | | | | |
|------|---|-----|------|-----|------|-----|------|-----|------|-----|
| | 0.2 | | 0.4 | | 0.6 | | 0.8 | | 1.0 | |
| | rpm | vdc | rpm | vdc | rpm | vdc | rpm | vdc | rpm | vdc |
| 1800 | 1416 | 5.6 | 1549 | 6.1 | 1690 | 6.7 | 1824 | 7.2 | 1950 | 7.7 |
| 1950 | 1516 | 6.0 | 1635 | 6.5 | 1764 | 7.0 | 1891 | 7.5 | 2012 | 8.0 |
| 2100 | 1616 | 6.4 | 1724 | 6.8 | 1841 | 7.3 | 1961 | 7.8 | 2078 | 8.2 |
| 2250 | 1718 | 6.8 | 1815 | 7.2 | 1924 | 7.6 | 2036 | 8.0 | 2146 | 8.5 |
| 2400 | 1820 | 7.2 | 1910 | 7.5 | 2009 | 7.9 | 2113 | 8.4 | 2218 | 8.8 |
| 2550 | 1924 | 7.6 | 2007 | 7.9 | 2098 | 8.3 | 2195 | 8.7 | 2293 | 9.1 |
| 2700 | 2028 | 8.0 | 2105 | 8.3 | 2189 | 8.7 | 2279 | 9.0 | 2371 | 9.4 |
| 2850 | 2133 | 8.4 | 2205 | 8.7 | 2282 | 9.0 | 2366 | 9.4 | 2453 | 9.7 |
| 3000 | 2239 | 8.8 | 2306 | 9.1 | 2378 | 9.4 | 2456 | 9.7 | — | — |

| CFM | AVAILABLE EXTERNAL STATIC PRESSURE (in. wg) | | | | | | | | | |
|------|---|-----|------|-----|------|-----|------|-----|------|-----|
| | 1.2 | | 1.4 | | 1.6 | | 1.8 | | 2.0 | |
| | rpm | vdc | rpm | vdc | rpm | vdc | rpm | vdc | rpm | vdc |
| 1800 | 2069 | 8.2 | 2181 | 8.6 | 2287 | 9.0 | 2389 | 9.4 | 2487 | 9.8 |
| 1950 | 2127 | 8.4 | 2237 | 8.8 | 2341 | 9.3 | 2440 | 9.6 | — | — |
| 2100 | 2189 | 8.7 | 2295 | 9.1 | 2397 | 9.5 | 2494 | 9.9 | — | — |
| 2250 | 2254 | 8.9 | 2357 | 9.3 | 2456 | 9.7 | — | — | — | — |
| 2400 | 2321 | 9.2 | 2421 | 9.6 | 2517 | 9.9 | — | — | — | — |
| 2550 | 2392 | 9.5 | 2488 | 9.8 | — | — | — | — | — | — |
| 2700 | 2465 | 9.7 | — | — | — | — | — | — | — | — |
| 2850 | — | — | — | — | — | — | — | — | — | — |
| 3000 | — | — | — | — | — | — | — | — | — | — |

Medium Static 1416-2530 rpm

RHV072 Three Phase — High Static — 6 Ton Vertical Supply (rpm - vdc)

| CFM | AVAILABLE EXTERNAL STATIC PRESSURE (in. wg) | | | | | | | | | |
|------|---|-----|------|-----|------|-----|------|-----|------|-----|
| | 0.2 | | 0.4 | | 0.6 | | 0.8 | | 1.0 | |
| | rpm | vdc | rpm | vdc | rpm | vdc | rpm | vdc | rpm | vdc |
| 1800 | 1416 | 5.0 | 1549 | 5.5 | 1690 | 6.0 | 1824 | 6.4 | 1950 | 6.9 |
| 1950 | 1516 | 5.3 | 1635 | 5.8 | 1764 | 6.2 | 1891 | 6.7 | 2012 | 7.1 |
| 2100 | 1616 | 5.7 | 1724 | 6.1 | 1841 | 6.5 | 1961 | 6.9 | 2078 | 7.3 |
| 2250 | 1718 | 6.1 | 1815 | 6.4 | 1924 | 6.8 | 2036 | 7.2 | 2146 | 7.6 |
| 2400 | 1820 | 6.4 | 1910 | 6.7 | 2009 | 7.1 | 2113 | 7.5 | 2218 | 7.8 |
| 2550 | 1924 | 6.8 | 2007 | 7.1 | 2098 | 7.4 | 2195 | 7.7 | 2293 | 8.1 |
| 2700 | 2028 | 7.2 | 2105 | 7.4 | 2189 | 7.7 | 2279 | 8.0 | 2371 | 8.4 |
| 2850 | 2133 | 7.5 | 2205 | 7.8 | 2282 | 8.0 | 2366 | 8.3 | 2453 | 8.6 |
| 3000 | 2239 | 7.9 | 2306 | 8.1 | 2378 | 8.4 | 2456 | 8.7 | 2537 | 8.9 |

| CFM | AVAILABLE EXTERNAL STATIC PRESSURE (in. wg) | | | | | | | | | |
|------|---|-----|------|-----|------|-----|------|-----|------|-----|
| | 1.2 | | 1.4 | | 1.6 | | 1.8 | | 2.0 | |
| | rpm | vdc | rpm | vdc | rpm | vdc | rpm | vdc | rpm | vdc |
| 1800 | 2069 | 7.3 | 2181 | 7.7 | 2287 | 8.1 | 2389 | 8.4 | 2487 | 8.8 |
| 1950 | 2127 | 7.5 | 2237 | 7.9 | 2341 | 8.3 | 2440 | 8.6 | 2536 | 8.9 |
| 2100 | 2189 | 7.7 | 2295 | 8.1 | 2397 | 8.5 | 2494 | 8.8 | 2588 | 9.1 |
| 2250 | 2254 | 7.9 | 2357 | 8.3 | 2456 | 8.7 | 2551 | 9.0 | 2643 | 9.3 |
| 2400 | 2321 | 8.2 | 2421 | 8.5 | 2517 | 8.9 | 2610 | 9.2 | 2700 | 9.5 |
| 2550 | 2392 | 8.4 | 2488 | 8.8 | 2581 | 9.1 | 2672 | 9.4 | 2759 | 9.7 |
| 2700 | 2465 | 8.7 | 2557 | 9.0 | 2648 | 9.3 | 2736 | 9.6 | 2821 | 9.9 |
| 2850 | 2541 | 9.0 | 2630 | 9.3 | 2717 | 9.6 | 2802 | 9.9 | — | — |
| 3000 | 2621 | 9.2 | 2705 | 9.5 | 2788 | 9.8 | — | — | — | — |

High Static 1416-2836 rpm

Fan data (cont)

RHV036K Single Phase — 3 Ton Horizontal Supply (rpm - bhp)

| CFM | AVAILABLE EXTERNAL STATIC PRESSURE (in. wg) | | | | | | | | | |
|------|---|------|------|------|------|------|------|------|------|------|
| | 0.2 | | 0.4 | | 0.6 | | 0.8 | | 1.0 | |
| | rpm | bhp | rpm | bhp | rpm | bhp | rpm | bhp | rpm | bhp |
| 900 | 1036 | 0.08 | 1301 | 0.15 | 1517 | 0.24 | 1698 | 0.34 | 1855 | 0.44 |
| 975 | 1077 | 0.09 | 1331 | 0.16 | 1546 | 0.26 | 1727 | 0.36 | 1885 | 0.47 |
| 1050 | 1119 | 0.10 | 1362 | 0.18 | 1574 | 0.27 | 1755 | 0.38 | 1915 | 0.49 |
| 1125 | 1164 | 0.11 | 1394 | 0.19 | 1603 | 0.29 | 1783 | 0.39 | 1944 | 0.51 |
| 1200 | 1211 | 0.12 | 1429 | 0.20 | 1632 | 0.30 | 1813 | 0.41 | 1972 | 0.53 |
| 1275 | 1261 | 0.14 | 1466 | 0.22 | 1663 | 0.32 | 1841 | 0.43 | 2000 | 0.56 |
| 1350 | 1312 | 0.16 | 1506 | 0.24 | 1695 | 0.34 | 1870 | 0.46 | 2029 | 0.58 |
| 1425 | 1365 | 0.18 | 1547 | 0.26 | 1729 | 0.36 | 1901 | 0.48 | 2057 | 0.61 |
| 1500 | 1419 | 0.20 | 1591 | 0.28 | 1765 | 0.38 | 1932 | 0.50 | 2087 | 0.63 |

| CFM | AVAILABLE EXTERNAL STATIC PRESSURE (in. wg) | | | | | | | | | |
|------|---|------|------|------|------|------|------|------|------|------|
| | 1.2 | | 1.4 | | 1.6 | | 1.8 | | 2.0 | |
| | rpm | bhp | rpm | bhp | rpm | bhp | rpm | bhp | rpm | bhp |
| 900 | 1996 | 0.55 | 2123 | 0.67 | 2242 | 0.78 | 2352 | 0.91 | 2455 | 1.03 |
| 975 | 2027 | 0.58 | 2157 | 0.70 | 2276 | 0.82 | 2387 | 0.95 | — | — |
| 1050 | 2058 | 0.61 | 2189 | 0.73 | 2309 | 0.86 | 2421 | 0.99 | — | — |
| 1125 | 2088 | 0.63 | 2219 | 0.76 | 2341 | 0.89 | 2454 | 1.03 | — | — |
| 1200 | 2117 | 0.66 | 2249 | 0.79 | 2372 | 0.93 | 2486 | 1.07 | — | — |
| 1275 | 2146 | 0.69 | 2278 | 0.82 | 2402 | 0.97 | — | — | — | — |
| 1350 | 2174 | 0.72 | 2307 | 0.86 | 2431 | 1.00 | — | — | — | — |
| 1425 | 2202 | 0.74 | 2336 | 0.89 | 2460 | 1.04 | — | — | — | — |
| 1500 | 2230 | 0.77 | 2364 | 0.92 | 2488 | 1.07 | — | — | — | — |

Standard Static 1036-1890 rpm, 0.44 max bhp

Medium Static 1036-2190 rpm, 0.71 max bhp

High Static 1036-2490 rpm, 1.07 max bhp

RHV036K Single Phase — Standard Static — 3 Ton Horizontal Supply (rpm - vdc)

| CFM | AVAILABLE EXTERNAL STATIC PRESSURE (in. wg) | | | | | | | | | |
|------|---|-----|------|-----|------|-----|------|-----|------|------|
| | 0.2 | | 0.4 | | 0.6 | | 0.8 | | 1.0 | |
| | rpm | vdc | rpm | vdc | rpm | vdc | rpm | vdc | rpm | vdc |
| 900 | 1036 | 5.5 | 1301 | 6.9 | 1517 | 8.0 | 1698 | 9.0 | 1855 | 9.8 |
| 975 | 1077 | 5.7 | 1331 | 7.0 | 1546 | 8.2 | 1727 | 9.1 | 1885 | 10.0 |
| 1050 | 1119 | 5.9 | 1362 | 7.2 | 1574 | 8.3 | 1755 | 9.3 | — | — |
| 1125 | 1164 | 6.2 | 1394 | 7.4 | 1603 | 8.5 | 1783 | 9.4 | — | — |
| 1200 | 1211 | 6.4 | 1429 | 7.6 | 1632 | 8.6 | 1813 | 9.6 | — | — |
| 1275 | 1261 | 6.7 | 1466 | 7.8 | 1663 | 8.8 | 1841 | 9.7 | — | — |
| 1350 | 1312 | 6.9 | 1506 | 8.0 | 1695 | 9.0 | 1870 | 9.9 | — | — |
| 1425 | 1365 | 7.2 | 1547 | 8.2 | 1729 | 9.1 | — | — | — | — |
| 1500 | 1419 | 7.5 | 1591 | 8.4 | 1765 | 9.3 | — | — | — | — |

| CFM | AVAILABLE EXTERNAL STATIC PRESSURE (in. wg) | | | | | | | | | |
|------|---|-----|-----|-----|-----|-----|-----|-----|-----|-----|
| | 1.2 | | 1.4 | | 1.6 | | 1.8 | | 2.0 | |
| | rpm | vdc | rpm | vdc | rpm | vdc | rpm | vdc | rpm | vdc |
| 900 | — | — | — | — | — | — | — | — | — | — |
| 975 | — | — | — | — | — | — | — | — | — | — |
| 1050 | — | — | — | — | — | — | — | — | — | — |
| 1125 | — | — | — | — | — | — | — | — | — | — |
| 1200 | — | — | — | — | — | — | — | — | — | — |
| 1275 | — | — | — | — | — | — | — | — | — | — |
| 1350 | — | — | — | — | — | — | — | — | — | — |
| 1425 | — | — | — | — | — | — | — | — | — | — |
| 1500 | — | — | — | — | — | — | — | — | — | — |

Standard Static 1036-1890 rpm

Fan data (cont)

RHV036K Single Phase — Medium Static — 3 Ton Horizontal Supply (rpm - vdc)

| CFM | AVAILABLE EXTERNAL STATIC PRESSURE (in. wg) | | | | | | | | | |
|------|---|-----|------|-----|------|-----|------|-----|------|-----|
| | 0.2 | | 0.4 | | 0.6 | | 0.8 | | 1.0 | |
| | rpm | vdc | rpm | vdc | rpm | vdc | rpm | vdc | rpm | vdc |
| 900 | 1036 | 4.7 | 1301 | 5.9 | 1517 | 6.9 | 1698 | 7.8 | 1855 | 8.5 |
| 975 | 1077 | 4.9 | 1331 | 6.1 | 1546 | 7.1 | 1727 | 7.9 | 1885 | 8.6 |
| 1050 | 1119 | 5.1 | 1362 | 6.2 | 1574 | 7.2 | 1755 | 8.0 | 1915 | 8.7 |
| 1125 | 1164 | 5.3 | 1394 | 6.4 | 1603 | 7.3 | 1783 | 8.1 | 1944 | 8.9 |
| 1200 | 1211 | 5.5 | 1429 | 6.5 | 1632 | 7.5 | 1813 | 8.3 | 1972 | 9.0 |
| 1275 | 1261 | 5.8 | 1466 | 6.7 | 1663 | 7.6 | 1841 | 8.4 | 2000 | 9.1 |
| 1350 | 1312 | 6.0 | 1506 | 6.9 | 1695 | 7.7 | 1870 | 8.5 | 2029 | 9.3 |
| 1425 | 1365 | 6.2 | 1547 | 7.1 | 1729 | 7.9 | 1901 | 8.7 | 2057 | 9.4 |
| 1500 | 1419 | 6.5 | 1591 | 7.3 | 1765 | 8.1 | 1932 | 8.8 | 2087 | 9.5 |

| CFM | AVAILABLE EXTERNAL STATIC PRESSURE (in. wg) | | | | | | | | | |
|------|---|-----|------|------|-----|-----|-----|-----|-----|-----|
| | 1.2 | | 1.4 | | 1.6 | | 1.8 | | 2.0 | |
| | rpm | vdc | rpm | vdc | rpm | vdc | rpm | vdc | rpm | vdc |
| 900 | 1996 | 9.1 | 2123 | 9.7 | — | — | — | — | — | — |
| 975 | 2027 | 9.3 | 2157 | 9.8 | — | — | — | — | — | — |
| 1050 | 2058 | 9.4 | 2189 | 10.0 | — | — | — | — | — | — |
| 1125 | 2088 | 9.5 | — | — | — | — | — | — | — | — |
| 1200 | 2117 | 9.7 | — | — | — | — | — | — | — | — |
| 1275 | 2146 | 9.8 | — | — | — | — | — | — | — | — |
| 1350 | 2174 | 9.9 | — | — | — | — | — | — | — | — |
| 1425 | — | — | — | — | — | — | — | — | — | — |
| 1500 | — | — | — | — | — | — | — | — | — | — |

Medium Static 1036-2190 rpm

RHV036K Single Phase — High Static — 3 Ton Horizontal Supply (rpm - vdc)

| CFM | AVAILABLE EXTERNAL STATIC PRESSURE (in. wg) | | | | | | | | | |
|------|---|-----|------|-----|------|-----|------|-----|------|-----|
| | 0.2 | | 0.4 | | 0.6 | | 0.8 | | 1.0 | |
| | rpm | vdc | rpm | vdc | rpm | vdc | rpm | vdc | rpm | vdc |
| 900 | 1036 | 4.2 | 1301 | 5.2 | 1517 | 6.1 | 1698 | 6.8 | 1855 | 7.4 |
| 975 | 1077 | 4.3 | 1331 | 5.3 | 1546 | 6.2 | 1727 | 6.9 | 1885 | 7.6 |
| 1050 | 1119 | 4.5 | 1362 | 5.5 | 1574 | 6.3 | 1755 | 7.0 | 1915 | 7.7 |
| 1125 | 1164 | 4.7 | 1394 | 5.6 | 1603 | 6.4 | 1783 | 7.2 | 1944 | 7.8 |
| 1200 | 1211 | 4.9 | 1429 | 5.7 | 1632 | 6.6 | 1813 | 7.3 | 1972 | 7.9 |
| 1275 | 1261 | 5.1 | 1466 | 5.9 | 1663 | 6.7 | 1841 | 7.4 | 2000 | 8.0 |
| 1350 | 1312 | 5.3 | 1506 | 6.0 | 1695 | 6.8 | 1870 | 7.5 | 2029 | 8.1 |
| 1425 | 1365 | 5.5 | 1547 | 6.2 | 1729 | 6.9 | 1901 | 7.6 | 2057 | 8.3 |
| 1500 | 1419 | 5.7 | 1591 | 6.4 | 1765 | 7.1 | 1932 | 7.8 | 2087 | 8.4 |

| CFM | AVAILABLE EXTERNAL STATIC PRESSURE (in. wg) | | | | | | | | | |
|------|---|-----|------|-----|------|------|------|------|------|-----|
| | 1.2 | | 1.4 | | 1.6 | | 1.8 | | 2.0 | |
| | rpm | vdc | rpm | vdc | rpm | vdc | rpm | vdc | rpm | vdc |
| 900 | 1996 | 8.0 | 2123 | 8.5 | 2242 | 9.0 | 2352 | 9.4 | 2455 | 9.9 |
| 975 | 2027 | 8.1 | 2157 | 8.7 | 2276 | 9.1 | 2387 | 9.6 | — | — |
| 1050 | 2058 | 8.3 | 2189 | 8.8 | 2309 | 9.3 | 2421 | 9.7 | — | — |
| 1125 | 2088 | 8.4 | 2219 | 8.9 | 2341 | 9.4 | 2454 | 9.9 | — | — |
| 1200 | 2117 | 8.5 | 2249 | 9.0 | 2372 | 9.5 | 2486 | 10.0 | — | — |
| 1275 | 2146 | 8.6 | 2278 | 9.1 | 2402 | 9.6 | — | — | — | — |
| 1350 | 2174 | 8.7 | 2307 | 9.3 | 2431 | 9.8 | — | — | — | — |
| 1425 | 2202 | 8.8 | 2336 | 9.4 | 2460 | 9.9 | — | — | — | — |
| 1500 | 2230 | 9.0 | 2364 | 9.5 | 2488 | 10.0 | — | — | — | — |

High Static 1036-2490 rpm

Fan data (cont)

RHV036H/S/L Three Phase — 3 Ton Horizontal Supply (rpm - bhp)

| CFM | AVAILABLE EXTERNAL STATIC PRESSURE (in. wg) | | | | | | | | | |
|------|---|------|------|------|------|------|------|------|------|------|
| | 0.2 | | 0.4 | | 0.6 | | 0.8 | | 1.0 | |
| | rpm | bhp | rpm | bhp | rpm | bhp | rpm | bhp | rpm | bhp |
| 900 | 1036 | 0.08 | 1301 | 0.15 | 1517 | 0.24 | 1698 | 0.34 | 1855 | 0.44 |
| 975 | 1076 | 0.09 | 1330 | 0.16 | 1545 | 0.26 | 1727 | 0.36 | 1885 | 0.47 |
| 1050 | 1119 | 0.10 | 1361 | 0.18 | 1573 | 0.27 | 1756 | 0.38 | 1915 | 0.49 |
| 1125 | 1164 | 0.11 | 1395 | 0.19 | 1602 | 0.29 | 1784 | 0.40 | 1944 | 0.51 |
| 1200 | 1211 | 0.12 | 1429 | 0.20 | 1632 | 0.30 | 1812 | 0.41 | 1973 | 0.53 |
| 1275 | 1261 | 0.14 | 1466 | 0.22 | 1663 | 0.32 | 1841 | 0.43 | 2001 | 0.56 |
| 1350 | 1313 | 0.16 | 1506 | 0.24 | 1695 | 0.34 | 1870 | 0.46 | 2029 | 0.58 |
| 1425 | 1366 | 0.18 | 1548 | 0.26 | 1729 | 0.36 | 1900 | 0.48 | 2058 | 0.61 |
| 1500 | 1420 | 0.20 | 1591 | 0.28 | 1765 | 0.38 | 1932 | 0.50 | 2087 | 0.63 |

| CFM | AVAILABLE EXTERNAL STATIC PRESSURE (in. wg) | | | | | | | | | |
|------|---|------|------|------|------|------|------|------|------|------|
| | 1.2 | | 1.4 | | 1.6 | | 1.8 | | 2.0 | |
| | rpm | bhp | rpm | bhp | rpm | bhp | rpm | bhp | rpm | bhp |
| 900 | 1995 | 0.55 | 2124 | 0.67 | 2242 | 0.78 | 2352 | 0.91 | 2455 | 1.03 |
| 975 | 2027 | 0.58 | 2157 | 0.70 | 2276 | 0.82 | 2387 | 0.95 | — | — |
| 1050 | 2058 | 0.61 | 2189 | 0.73 | 2309 | 0.86 | 2421 | 0.99 | — | — |
| 1125 | 2088 | 0.63 | 2219 | 0.76 | 2341 | 0.89 | 2454 | 1.03 | — | — |
| 1200 | 2117 | 0.66 | 2249 | 0.79 | 2372 | 0.93 | 2485 | 1.07 | — | — |
| 1275 | 2146 | 0.69 | 2278 | 0.82 | 2401 | 0.96 | — | — | — | — |
| 1350 | 2174 | 0.72 | 2307 | 0.86 | 2431 | 1.00 | — | — | — | — |
| 1425 | 2202 | 0.74 | 2335 | 0.89 | 2460 | 1.04 | — | — | — | — |
| 1500 | 2231 | 0.77 | 2364 | 0.92 | 2488 | 1.07 | — | — | — | — |

Standard Static 1136-1890 rpm, 0.44 max bhp

Medium Static 1136-2190 rpm, 0.71 max bhp

High Static 1136-2490 rpm, 1.07 max bhp

RHV036H/S/L Three Phase — Standard Static — 3 Ton Horizontal Supply (rpm - vdc)

| CFM | AVAILABLE EXTERNAL STATIC PRESSURE (in. wg) | | | | | | | | | |
|------|---|-----|------|-----|------|-----|------|-----|------|------|
| | 0.2 | | 0.4 | | 0.6 | | 0.8 | | 1.0 | |
| | rpm | vdc | rpm | vdc | rpm | vdc | rpm | vdc | rpm | vdc |
| 900 | 1036 | 5.5 | 1301 | 6.9 | 1517 | 8.0 | 1698 | 9.0 | 1855 | 9.8 |
| 975 | 1076 | 5.7 | 1330 | 7.0 | 1545 | 8.2 | 1727 | 9.1 | 1885 | 10.0 |
| 1050 | 1119 | 5.9 | 1361 | 7.2 | 1573 | 8.3 | 1756 | 9.3 | — | — |
| 1125 | 1164 | 6.2 | 1395 | 7.4 | 1602 | 8.5 | 1784 | 9.4 | — | — |
| 1200 | 1211 | 6.4 | 1429 | 7.6 | 1632 | 8.6 | 1812 | 9.6 | — | — |
| 1275 | 1261 | 6.7 | 1466 | 7.8 | 1663 | 8.8 | 1841 | 9.7 | — | — |
| 1350 | 1313 | 6.9 | 1506 | 8.0 | 1695 | 9.0 | 1870 | 9.9 | — | — |
| 1425 | 1366 | 7.2 | 1548 | 8.2 | 1729 | 9.1 | — | — | — | — |
| 1500 | 1420 | 7.5 | 1591 | 8.4 | 1765 | 9.3 | — | — | — | — |

| CFM | AVAILABLE EXTERNAL STATIC PRESSURE (in. wg) | | | | | | | | | |
|------|---|-----|-----|-----|-----|-----|-----|-----|-----|-----|
| | 1.2 | | 1.4 | | 1.6 | | 1.8 | | 2.0 | |
| | rpm | vdc | rpm | vdc | rpm | vdc | rpm | vdc | rpm | vdc |
| 900 | — | — | — | — | — | — | — | — | — | — |
| 975 | — | — | — | — | — | — | — | — | — | — |
| 1050 | — | — | — | — | — | — | — | — | — | — |
| 1125 | — | — | — | — | — | — | — | — | — | — |
| 1200 | — | — | — | — | — | — | — | — | — | — |
| 1275 | — | — | — | — | — | — | — | — | — | — |
| 1350 | — | — | — | — | — | — | — | — | — | — |
| 1425 | — | — | — | — | — | — | — | — | — | — |
| 1500 | — | — | — | — | — | — | — | — | — | — |

Standard Static 1136-1890 rpm

Fan data (cont)

RHV036H/S/L Three Phase — Medium Static — 3 Ton Horizontal Supply (rpm - vdc)

| CFM | AVAILABLE EXTERNAL STATIC PRESSURE (in. wg) | | | | | | | | | |
|------|---|-----|------|-----|------|-----|------|-----|------|-----|
| | 0.2 | | 0.4 | | 0.6 | | 0.8 | | 1.0 | |
| | rpm | vdc | rpm | vdc | rpm | vdc | rpm | vdc | rpm | vdc |
| 900 | 1036 | 4.7 | 1301 | 5.9 | 1517 | 6.9 | 1698 | 7.8 | 1855 | 8.5 |
| 975 | 1076 | 4.9 | 1330 | 6.1 | 1545 | 7.1 | 1727 | 7.9 | 1885 | 8.6 |
| 1050 | 1119 | 5.1 | 1361 | 6.2 | 1573 | 7.2 | 1756 | 8.0 | 1915 | 8.7 |
| 1125 | 1164 | 5.3 | 1395 | 6.4 | 1602 | 7.3 | 1784 | 8.1 | 1944 | 8.9 |
| 1200 | 1211 | 5.5 | 1429 | 6.5 | 1632 | 7.5 | 1812 | 8.3 | 1973 | 9.0 |
| 1275 | 1261 | 5.8 | 1466 | 6.7 | 1663 | 7.6 | 1841 | 8.4 | 2001 | 9.1 |
| 1350 | 1313 | 6.0 | 1506 | 6.9 | 1695 | 7.7 | 1870 | 8.5 | 2029 | 9.3 |
| 1425 | 1366 | 6.2 | 1548 | 7.1 | 1729 | 7.9 | 1900 | 8.7 | 2058 | 9.4 |
| 1500 | 1420 | 6.5 | 1591 | 7.3 | 1765 | 8.1 | 1932 | 8.8 | 2087 | 9.5 |

| CFM | AVAILABLE EXTERNAL STATIC PRESSURE (in. wg) | | | | | | | | | |
|------|---|-----|------|------|-----|-----|-----|-----|-----|-----|
| | 1.2 | | 1.4 | | 1.6 | | 1.8 | | 2.0 | |
| | rpm | vdc | rpm | vdc | rpm | vdc | rpm | vdc | rpm | vdc |
| 900 | 1995 | 9.1 | 2124 | 9.7 | — | — | — | — | — | — |
| 975 | 2027 | 9.3 | 2157 | 9.8 | — | — | — | — | — | — |
| 1050 | 2058 | 9.4 | 2189 | 10.0 | — | — | — | — | — | — |
| 1125 | 2088 | 9.5 | — | — | — | — | — | — | — | — |
| 1200 | 2117 | 9.7 | — | — | — | — | — | — | — | — |
| 1275 | 2146 | 9.8 | — | — | — | — | — | — | — | — |
| 1350 | 2174 | 9.9 | — | — | — | — | — | — | — | — |
| 1425 | — | — | — | — | — | — | — | — | — | — |
| 1500 | — | — | — | — | — | — | — | — | — | — |

Medium Static 1136-2190 rpm

RHV036H/S/L Three Phase — High Static — 3 Ton Horizontal Supply (rpm - vdc)

| CFM | AVAILABLE EXTERNAL STATIC PRESSURE (in. wg) | | | | | | | | | |
|------|---|-----|------|-----|------|-----|------|-----|------|-----|
| | 0.2 | | 0.4 | | 0.6 | | 0.8 | | 1.0 | |
| | rpm | vdc | rpm | vdc | rpm | vdc | rpm | vdc | rpm | vdc |
| 900 | 1036 | 4.2 | 1301 | 5.2 | 1517 | 6.1 | 1698 | 6.8 | 1855 | 7.4 |
| 975 | 1076 | 4.3 | 1330 | 5.3 | 1545 | 6.2 | 1727 | 6.9 | 1885 | 7.6 |
| 1050 | 1119 | 4.5 | 1361 | 5.5 | 1573 | 6.3 | 1756 | 7.1 | 1915 | 7.7 |
| 1125 | 1164 | 4.7 | 1395 | 5.6 | 1602 | 6.4 | 1784 | 7.2 | 1944 | 7.8 |
| 1200 | 1211 | 4.9 | 1429 | 5.7 | 1632 | 6.6 | 1812 | 7.3 | 1973 | 7.9 |
| 1275 | 1261 | 5.1 | 1466 | 5.9 | 1663 | 6.7 | 1841 | 7.4 | 2001 | 8.0 |
| 1350 | 1313 | 5.3 | 1506 | 6.0 | 1695 | 6.8 | 1870 | 7.5 | 2029 | 8.1 |
| 1425 | 1366 | 5.5 | 1548 | 6.2 | 1729 | 6.9 | 1900 | 7.6 | 2058 | 8.3 |
| 1500 | 1420 | 5.7 | 1591 | 6.4 | 1765 | 7.1 | 1932 | 7.8 | 2087 | 8.4 |

| CFM | AVAILABLE EXTERNAL STATIC PRESSURE (in. wg) | | | | | | | | | |
|------|---|-----|------|-----|------|------|------|------|------|-----|
| | 1.2 | | 1.4 | | 1.6 | | 1.8 | | 2.0 | |
| | rpm | vdc | rpm | vdc | rpm | vdc | rpm | vdc | rpm | vdc |
| 900 | 1995 | 8.0 | 2124 | 8.5 | 2242 | 9.0 | 2352 | 9.4 | 2455 | 9.9 |
| 975 | 2027 | 8.1 | 2157 | 8.7 | 2276 | 9.1 | 2387 | 9.6 | — | — |
| 1050 | 2058 | 8.3 | 2189 | 8.8 | 2309 | 9.3 | 2421 | 9.7 | — | — |
| 1125 | 2088 | 8.4 | 2219 | 8.9 | 2341 | 9.4 | 2454 | 9.9 | — | — |
| 1200 | 2117 | 8.5 | 2249 | 9.0 | 2372 | 9.5 | 2485 | 10.0 | — | — |
| 1275 | 2146 | 8.6 | 2278 | 9.1 | 2401 | 9.6 | — | — | — | — |
| 1350 | 2174 | 8.7 | 2307 | 9.3 | 2431 | 9.8 | — | — | — | — |
| 1425 | 2202 | 8.8 | 2335 | 9.4 | 2460 | 9.9 | — | — | — | — |
| 1500 | 2231 | 9.0 | 2364 | 9.5 | 2488 | 10.0 | — | — | — | — |

High Static 1136-2490 rpm

Fan data (cont)

RHV049 Single Phase — 4 Ton Horizontal Supply (rpm - bhp)

| CFM | AVAILABLE EXTERNAL STATIC PRESSURE (in. wg) | | | | | | | | | |
|------|---|------|------|------|------|------|------|------|------|------|
| | 0.2 | | 0.4 | | 0.6 | | 0.8 | | 1.0 | |
| | rpm | bhp | rpm | bhp | rpm | bhp | rpm | bhp | rpm | bhp |
| 1200 | 1066 | 0.13 | 1280 | 0.22 | 1473 | 0.34 | 1644 | 0.47 | 1798 | 0.61 |
| 1300 | 1120 | 0.15 | 1320 | 0.24 | 1506 | 0.36 | 1674 | 0.49 | 1826 | 0.64 |
| 1400 | 1177 | 0.17 | 1363 | 0.26 | 1541 | 0.38 | 1705 | 0.52 | 1856 | 0.67 |
| 1500 | 1236 | 0.20 | 1409 | 0.29 | 1579 | 0.41 | 1739 | 0.55 | 1886 | 0.70 |
| 1600 | 1297 | 0.23 | 1458 | 0.32 | 1620 | 0.44 | 1774 | 0.58 | 1918 | 0.73 |
| 1700 | 1359 | 0.26 | 1509 | 0.35 | 1663 | 0.47 | 1811 | 0.61 | 1952 | 0.77 |
| 1800 | 1423 | 0.30 | 1563 | 0.39 | 1708 | 0.51 | 1851 | 0.65 | 1987 | 0.81 |
| 1900 | 1487 | 0.34 | 1619 | 0.44 | 1756 | 0.56 | 1893 | 0.70 | 2025 | 0.85 |
| 2000 | 1552 | 0.38 | 1677 | 0.48 | 1806 | 0.60 | 1937 | 0.74 | 2064 | 0.90 |

| CFM | AVAILABLE EXTERNAL STATIC PRESSURE (in. wg) | | | | | | | | | |
|------|---|------|------|------|------|------|------|------|------|------|
| | 1.2 | | 1.4 | | 1.6 | | 1.8 | | 2.0 | |
| | rpm | bhp | rpm | bhp | rpm | bhp | rpm | bhp | rpm | bhp |
| 1200 | 1938 | 0.77 | 2069 | 0.93 | 2192 | 1.11 | 2309 | 1.29 | 2420 | 1.49 |
| 1300 | 1965 | 0.79 | 2095 | 0.96 | 2216 | 1.14 | 2331 | 1.33 | 2441 | 1.52 |
| 1400 | 1993 | 0.82 | 2121 | 0.99 | 2242 | 1.17 | 2356 | 1.36 | — | — |
| 1500 | 2023 | 0.86 | 2149 | 1.03 | 2269 | 1.21 | 2382 | 1.40 | — | — |
| 1600 | 2053 | 0.89 | 2178 | 1.07 | 2297 | 1.25 | 2409 | 1.45 | — | — |
| 1700 | 2084 | 0.93 | 2209 | 1.11 | 2326 | 1.30 | 2437 | 1.49 | — | — |
| 1800 | 2117 | 0.98 | 2239 | 1.15 | 2356 | 1.34 | — | — | — | — |
| 1900 | 2151 | 1.02 | 2272 | 1.20 | 2386 | 1.39 | — | — | — | — |
| 2000 | 2187 | 1.07 | 2305 | 1.25 | 2418 | 1.45 | — | — | — | — |

Standard Static 1066-1900 rpm, 0.72 max bhp

Medium Static 1066-2170 rpm, 1.06 max bhp

High Static 1066-2460 rpm, 1.53 max bhp

RHV049 Single Phase — Standard Static — 4 Ton Horizontal Supply (Rpm - vdc)

| CFM | AVAILABLE EXTERNAL STATIC PRESSURE (in. wg) | | | | | | | | | |
|------|---|-----|------|-----|------|-----|------|------|------|-----|
| | 0.2 | | 0.4 | | 0.6 | | 0.8 | | 1.0 | |
| | rpm | vdc | rpm | vdc | rpm | vdc | rpm | vdc | rpm | vdc |
| 1200 | 1066 | 5.6 | 1280 | 6.7 | 1473 | 7.8 | 1644 | 8.7 | 1798 | 9.5 |
| 1300 | 1120 | 5.9 | 1320 | 6.9 | 1506 | 7.9 | 1674 | 8.8 | 1826 | 9.6 |
| 1400 | 1177 | 6.2 | 1363 | 7.2 | 1541 | 8.1 | 1705 | 9.0 | 1856 | 9.8 |
| 1500 | 1236 | 6.5 | 1409 | 7.4 | 1579 | 8.3 | 1739 | 9.2 | 1886 | 9.9 |
| 1600 | 1297 | 6.8 | 1458 | 7.7 | 1620 | 8.5 | 1774 | 9.3 | — | — |
| 1700 | 1359 | 7.2 | 1509 | 7.9 | 1663 | 8.8 | 1811 | 9.5 | — | — |
| 1800 | 1423 | 7.5 | 1563 | 8.2 | 1708 | 9.0 | 1851 | 9.7 | — | — |
| 1900 | 1487 | 7.8 | 1619 | 8.5 | 1756 | 9.2 | 1893 | 10.0 | — | — |
| 2000 | 1552 | 8.2 | 1677 | 8.8 | 1806 | 9.5 | — | — | — | — |

| CFM | AVAILABLE EXTERNAL STATIC PRESSURE (in. wg) | | | | | | | | | |
|------|---|-----|-----|-----|-----|-----|-----|-----|-----|-----|
| | 1.2 | | 1.4 | | 1.6 | | 1.8 | | 2.0 | |
| | rpm | vdc | rpm | vdc | rpm | vdc | rpm | vdc | rpm | vdc |
| 1200 | — | — | — | — | — | — | — | — | — | — |
| 1300 | — | — | — | — | — | — | — | — | — | — |
| 1400 | — | — | — | — | — | — | — | — | — | — |
| 1500 | — | — | — | — | — | — | — | — | — | — |
| 1600 | — | — | — | — | — | — | — | — | — | — |
| 1700 | — | — | — | — | — | — | — | — | — | — |
| 1800 | — | — | — | — | — | — | — | — | — | — |
| 1900 | — | — | — | — | — | — | — | — | — | — |
| 2000 | — | — | — | — | — | — | — | — | — | — |

Standard Static 1066-1900 rpm

Fan data (cont)

RHV049 Single Phase — Medium Static — 4 Ton Horizontal Supply (rpm - vdc)

| CFM | AVAILABLE EXTERNAL STATIC PRESSURE (in. wg) | | | | | | | | | |
|------|---|-----|------|-----|------|-----|------|-----|------|-----|
| | 0.2 | | 0.4 | | 0.6 | | 0.8 | | 1.0 | |
| | rpm | vdc | rpm | vdc | rpm | vdc | rpm | vdc | rpm | vdc |
| 1200 | 1066 | 4.9 | 1280 | 5.9 | 1473 | 6.8 | 1644 | 7.6 | 1798 | 8.3 |
| 1300 | 1120 | 5.2 | 1320 | 6.1 | 1506 | 6.9 | 1674 | 7.7 | 1826 | 8.4 |
| 1400 | 1177 | 5.4 | 1363 | 6.3 | 1541 | 7.1 | 1705 | 7.9 | 1856 | 8.6 |
| 1500 | 1236 | 5.7 | 1409 | 6.5 | 1579 | 7.3 | 1739 | 8.0 | 1886 | 8.7 |
| 1600 | 1297 | 6.0 | 1458 | 6.7 | 1620 | 7.5 | 1774 | 8.2 | 1918 | 8.8 |
| 1700 | 1359 | 6.3 | 1509 | 7.0 | 1663 | 7.7 | 1811 | 8.3 | 1952 | 9.0 |
| 1800 | 1423 | 6.6 | 1563 | 7.2 | 1708 | 7.9 | 1851 | 8.5 | 1987 | 9.2 |
| 1900 | 1487 | 6.9 | 1619 | 7.5 | 1756 | 8.1 | 1893 | 8.7 | 2025 | 9.3 |
| 2000 | 1552 | 7.2 | 1677 | 7.7 | 1806 | 8.3 | 1937 | 8.9 | 2064 | 9.5 |

| CFM | AVAILABLE EXTERNAL STATIC PRESSURE (in. wg) | | | | | | | | | |
|------|---|-----|------|-----|-----|-----|-----|-----|-----|-----|
| | 1.2 | | 1.4 | | 1.6 | | 1.8 | | 2.0 | |
| | rpm | vdc | rpm | vdc | rpm | vdc | rpm | vdc | rpm | vdc |
| 1200 | 1938 | 8.9 | 2069 | 9.5 | — | — | — | — | — | — |
| 1300 | 1965 | 9.1 | 2095 | 9.7 | — | — | — | — | — | — |
| 1400 | 1993 | 9.2 | 2121 | 9.8 | — | — | — | — | — | — |
| 1500 | 2023 | 9.3 | 2149 | 9.9 | — | — | — | — | — | — |
| 1600 | 2053 | 9.5 | — | — | — | — | — | — | — | — |
| 1700 | 2084 | 9.6 | — | — | — | — | — | — | — | — |
| 1800 | 2117 | 9.8 | — | — | — | — | — | — | — | — |
| 1900 | 2151 | 9.9 | — | — | — | — | — | — | — | — |
| 2000 | — | — | — | — | — | — | — | — | — | — |

Medium Static 1066-2170 rpm

RHV049 Single Phase — High Static — 4 Ton Horizontal Supply (rpm - vdc)

| CFM | AVAILABLE EXTERNAL STATIC PRESSURE (in. wg) | | | | | | | | | |
|------|---|-----|------|-----|------|-----|------|-----|------|-----|
| | 0.2 | | 0.4 | | 0.6 | | 0.8 | | 1.0 | |
| | rpm | vdc | rpm | vdc | rpm | vdc | rpm | vdc | rpm | vdc |
| 1200 | 1066 | 4.3 | 1280 | 5.2 | 1473 | 6.0 | 1644 | 6.7 | 1798 | 7.3 |
| 1300 | 1120 | 4.6 | 1320 | 5.4 | 1506 | 6.1 | 1674 | 6.8 | 1826 | 7.4 |
| 1400 | 1177 | 4.8 | 1363 | 5.5 | 1541 | 6.3 | 1705 | 6.9 | 1856 | 7.5 |
| 1500 | 1236 | 5.0 | 1409 | 5.7 | 1579 | 6.4 | 1739 | 7.1 | 1886 | 7.7 |
| 1600 | 1297 | 5.3 | 1458 | 5.9 | 1620 | 6.6 | 1774 | 7.2 | 1918 | 7.8 |
| 1700 | 1359 | 5.5 | 1509 | 6.1 | 1663 | 6.8 | 1811 | 7.4 | 1952 | 7.9 |
| 1800 | 1423 | 5.8 | 1563 | 6.4 | 1708 | 6.9 | 1851 | 7.5 | 1987 | 8.1 |
| 1900 | 1487 | 6.0 | 1619 | 6.6 | 1756 | 7.1 | 1893 | 7.7 | 2025 | 8.2 |
| 2000 | 1552 | 6.3 | 1677 | 6.8 | 1806 | 7.3 | 1937 | 7.9 | 2064 | 8.4 |

| CFM | AVAILABLE EXTERNAL STATIC PRESSURE (in. wg) | | | | | | | | | |
|------|---|-----|------|-----|------|-----|------|-----|------|-----|
| | 1.2 | | 1.4 | | 1.6 | | 1.8 | | 2.0 | |
| | rpm | vdc | rpm | vdc | rpm | vdc | rpm | vdc | rpm | vdc |
| 1200 | 1938 | 7.9 | 2069 | 8.4 | 2192 | 8.9 | 2309 | 9.4 | 2420 | 9.8 |
| 1300 | 1965 | 8.0 | 2095 | 8.5 | 2216 | 9.0 | 2331 | 9.5 | 2441 | 9.9 |
| 1400 | 1993 | 8.1 | 2121 | 8.6 | 2242 | 9.1 | 2356 | 9.6 | — | — |
| 1500 | 2023 | 8.2 | 2149 | 8.7 | 2269 | 9.2 | 2382 | 9.7 | — | — |
| 1600 | 2053 | 8.3 | 2178 | 8.9 | 2297 | 9.3 | 2409 | 9.8 | — | — |
| 1700 | 2084 | 8.5 | 2209 | 9.0 | 2326 | 9.5 | 2437 | 9.9 | — | — |
| 1800 | 2117 | 8.6 | 2239 | 9.1 | 2356 | 9.6 | — | — | — | — |
| 1900 | 2151 | 8.7 | 2272 | 9.2 | 2386 | 9.7 | — | — | — | — |
| 2000 | 2187 | 8.9 | 2305 | 9.4 | 2418 | 9.8 | — | — | — | — |

High Static 1066-2460 rpm

Fan data (cont)

RHV048 Three Phase — 4 Ton Horizontal Supply (rpm - bhp)

| CFM | AVAILABLE EXTERNAL STATIC PRESSURE (in. wg) | | | | | | | | | |
|------|---|------|------|------|------|------|------|------|------|------|
| | 0.2 | | 0.4 | | 0.6 | | 0.8 | | 1.0 | |
| | rpm | bhp | rpm | bhp | rpm | bhp | rpm | bhp | rpm | bhp |
| 1200 | 1067 | 0.13 | 1280 | 0.22 | 1473 | 0.34 | 1645 | 0.47 | 1798 | 0.61 |
| 1300 | 1121 | 0.15 | 1320 | 0.24 | 1506 | 0.36 | 1675 | 0.49 | 1827 | 0.64 |
| 1400 | 1177 | 0.17 | 1363 | 0.26 | 1542 | 0.38 | 1706 | 0.52 | 1856 | 0.67 |
| 1500 | 1237 | 0.20 | 1409 | 0.29 | 1579 | 0.41 | 1739 | 0.55 | 1887 | 0.70 |
| 1600 | 1297 | 0.23 | 1458 | 0.32 | 1620 | 0.44 | 1774 | 0.58 | 1919 | 0.73 |
| 1700 | 1359 | 0.26 | 1510 | 0.35 | 1663 | 0.47 | 1811 | 0.61 | 1952 | 0.77 |
| 1800 | 1423 | 0.30 | 1563 | 0.39 | 1708 | 0.51 | 1851 | 0.65 | 1988 | 0.81 |
| 1900 | 1487 | 0.34 | 1619 | 0.44 | 1756 | 0.56 | 1893 | 0.70 | 2025 | 0.85 |
| 2000 | 1552 | 0.38 | 1677 | 0.48 | 1807 | 0.60 | 1937 | 0.74 | 2064 | 0.90 |

| CFM | AVAILABLE EXTERNAL STATIC PRESSURE (in. wg) | | | | | | | | | |
|------|---|------|------|------|------|------|------|------|------|------|
| | 1.2 | | 1.4 | | 1.6 | | 1.8 | | 2.0 | |
| | rpm | bhp | rpm | bhp | rpm | bhp | rpm | bhp | rpm | bhp |
| 1200 | 1939 | 0.77 | 2070 | 0.93 | 2192 | 1.11 | 2309 | 1.29 | 2420 | 1.49 |
| 1300 | 1965 | 0.79 | 2095 | 0.96 | 2217 | 1.14 | 2332 | 1.33 | 2442 | 1.52 |
| 1400 | 1993 | 0.82 | 2121 | 0.99 | 2242 | 1.17 | 2356 | 1.36 | 2465 | 1.56 |
| 1500 | 2022 | 0.86 | 2149 | 1.03 | 2269 | 1.21 | 2382 | 1.40 | 2490 | 1.60 |
| 1600 | 2053 | 0.89 | 2178 | 1.07 | 2297 | 1.25 | 2409 | 1.45 | 2516 | 1.65 |
| 1700 | 2085 | 0.93 | 2208 | 1.11 | 2326 | 1.30 | 2437 | 1.49 | 2543 | 1.69 |
| 1800 | 2117 | 0.98 | 2240 | 1.16 | 2356 | 1.34 | 2466 | 1.54 | 2571 | 1.75 |
| 1900 | 2152 | 1.02 | 2272 | 1.20 | 2386 | 1.39 | 2496 | 1.59 | 2600 | 1.80 |
| 2000 | 2188 | 1.07 | 2306 | 1.25 | 2418 | 1.45 | 2526 | 1.65 | 2630 | 1.86 |

Standard Static 1067-1900 rpm, 0.72 max bhp

Medium Static 1067-2170 rpm, 1.06 max bhp

High Static 101672660 rpm, 1.96 max bhp

RHV048 Three Phase — Standard Static — 4 Ton Horizontal Supply (rpm - vdc)

| CFM | AVAILABLE EXTERNAL STATIC PRESSURE (in. wg) | | | | | | | | | |
|------|---|-----|------|-----|------|-----|------|------|------|-----|
| | 0.2 | | 0.4 | | 0.6 | | 0.8 | | 1.0 | |
| | rpm | vdc | rpm | vdc | rpm | vdc | rpm | vdc | rpm | vdc |
| 1200 | 1067 | 5.6 | 1280 | 6.7 | 1473 | 7.8 | 1645 | 8.7 | 1798 | 9.5 |
| 1300 | 1121 | 5.9 | 1320 | 6.9 | 1506 | 7.9 | 1675 | 8.8 | 1827 | 9.6 |
| 1400 | 1177 | 6.2 | 1363 | 7.2 | 1542 | 8.1 | 1706 | 9.0 | 1856 | 9.8 |
| 1500 | 1237 | 6.5 | 1409 | 7.4 | 1579 | 8.3 | 1739 | 9.2 | 1887 | 9.9 |
| 1600 | 1297 | 6.8 | 1458 | 7.7 | 1620 | 8.5 | 1774 | 9.3 | — | — |
| 1700 | 1359 | 7.2 | 1510 | 7.9 | 1663 | 8.8 | 1811 | 9.5 | — | — |
| 1800 | 1423 | 7.5 | 1563 | 8.2 | 1708 | 9.0 | 1851 | 9.7 | — | — |
| 1900 | 1487 | 7.8 | 1619 | 8.5 | 1756 | 9.2 | 1893 | 10.0 | — | — |
| 2000 | 1552 | 8.2 | 1677 | 8.8 | 1807 | 9.5 | — | — | — | — |

| CFM | AVAILABLE EXTERNAL STATIC PRESSURE (in. wg) | | | | | | | | | |
|------|---|-----|-----|-----|-----|-----|-----|-----|-----|-----|
| | 1.2 | | 1.4 | | 1.6 | | 1.8 | | 2.0 | |
| | rpm | vdc | rpm | vdc | rpm | vdc | rpm | vdc | rpm | vdc |
| 1200 | — | — | — | — | — | — | — | — | — | — |
| 1300 | — | — | — | — | — | — | — | — | — | — |
| 1400 | — | — | — | — | — | — | — | — | — | — |
| 1500 | — | — | — | — | — | — | — | — | — | — |
| 1600 | — | — | — | — | — | — | — | — | — | — |
| 1700 | — | — | — | — | — | — | — | — | — | — |
| 1800 | — | — | — | — | — | — | — | — | — | — |
| 1900 | — | — | — | — | — | — | — | — | — | — |
| 2000 | — | — | — | — | — | — | — | — | — | — |

Standard Static 1067-1900 rpm

Fan data (cont)

RHV048 Three Phase — Medium Static — 4 Ton Horizontal Supply (rpm - vdc)

| CFM | AVAILABLE EXTERNAL STATIC PRESSURE (in. wg) | | | | | | | | | |
|------|---|-----|------|-----|------|-----|------|-----|------|-----|
| | 0.2 | | 0.4 | | 0.6 | | 0.8 | | 1.0 | |
| | rpm | vdc | rpm | vdc | rpm | vdc | rpm | vdc | rpm | vdc |
| 1200 | 1067 | 4.9 | 1280 | 5.9 | 1473 | 6.8 | 1645 | 7.6 | 1798 | 8.3 |
| 1300 | 1121 | 5.2 | 1320 | 6.1 | 1506 | 6.9 | 1675 | 7.7 | 1827 | 8.4 |
| 1400 | 1177 | 5.4 | 1363 | 6.3 | 1542 | 7.1 | 1706 | 7.9 | 1856 | 8.6 |
| 1500 | 1237 | 5.7 | 1409 | 6.5 | 1579 | 7.3 | 1739 | 8.0 | 1887 | 8.7 |
| 1600 | 1297 | 6.0 | 1458 | 6.7 | 1620 | 7.5 | 1774 | 8.2 | 1919 | 8.8 |
| 1700 | 1359 | 6.3 | 1510 | 7.0 | 1663 | 7.7 | 1811 | 8.3 | 1952 | 9.0 |
| 1800 | 1423 | 6.6 | 1563 | 7.2 | 1708 | 7.9 | 1851 | 8.5 | 1988 | 9.2 |
| 1900 | 1487 | 6.9 | 1619 | 7.5 | 1756 | 8.1 | 1893 | 8.7 | 2025 | 9.3 |
| 2000 | 1552 | 7.2 | 1677 | 7.7 | 1807 | 8.3 | 1937 | 8.9 | 2064 | 9.5 |

| CFM | AVAILABLE EXTERNAL STATIC PRESSURE (in. wg) | | | | | | | | | |
|------|---|-----|------|-----|-----|-----|-----|-----|-----|-----|
| | 1.2 | | 1.4 | | 1.6 | | 1.8 | | 2.0 | |
| | rpm | vdc | rpm | vdc | rpm | vdc | rpm | vdc | rpm | vdc |
| 1200 | 1939 | 8.9 | 2070 | 9.5 | — | — | — | — | — | — |
| 1300 | 1965 | 9.1 | 2095 | 9.7 | — | — | — | — | — | — |
| 1400 | 1993 | 9.2 | 2121 | 9.8 | — | — | — | — | — | — |
| 1500 | 2022 | 9.3 | 2149 | 9.9 | — | — | — | — | — | — |
| 1600 | 2053 | 9.5 | — | — | — | — | — | — | — | — |
| 1700 | 2085 | 9.6 | — | — | — | — | — | — | — | — |
| 1800 | 2117 | 9.8 | — | — | — | — | — | — | — | — |
| 1900 | 2152 | 9.9 | — | — | — | — | — | — | — | — |
| 2000 | — | — | — | — | — | — | — | — | — | — |

Medium Static 1067-2170 rpm

RHV048 Three Phase — High Static — 4 Ton Horizontal Supply (rpm - vdc)

| CFM | AVAILABLE EXTERNAL STATIC PRESSURE (in. wg) | | | | | | | | | |
|------|---|-----|------|-----|------|-----|------|-----|------|-----|
| | 0.2 | | 0.4 | | 0.6 | | 0.8 | | 1.0 | |
| | rpm | vdc | rpm | vdc | rpm | vdc | rpm | vdc | rpm | vdc |
| 1200 | 1067 | 4.0 | 1280 | 4.8 | 1473 | 5.5 | 1645 | 6.2 | 1798 | 6.8 |
| 1300 | 1121 | 4.2 | 1320 | 5.0 | 1506 | 5.7 | 1675 | 6.3 | 1827 | 6.9 |
| 1400 | 1177 | 4.4 | 1363 | 5.1 | 1542 | 5.8 | 1706 | 6.4 | 1856 | 7.0 |
| 1500 | 1237 | 4.7 | 1409 | 5.3 | 1579 | 5.9 | 1739 | 6.5 | 1887 | 7.1 |
| 1600 | 1297 | 4.9 | 1458 | 5.5 | 1620 | 6.1 | 1774 | 6.7 | 1919 | 7.2 |
| 1700 | 1359 | 5.1 | 1510 | 5.7 | 1663 | 6.3 | 1811 | 6.8 | 1952 | 7.3 |
| 1800 | 1423 | 5.3 | 1563 | 5.9 | 1708 | 6.4 | 1851 | 7.0 | 1988 | 7.5 |
| 1900 | 1487 | 5.6 | 1619 | 6.1 | 1756 | 6.6 | 1893 | 7.1 | 2025 | 7.6 |
| 2000 | 1552 | 5.8 | 1677 | 6.3 | 1807 | 6.8 | 1937 | 7.3 | 2064 | 7.8 |

| CFM | AVAILABLE EXTERNAL STATIC PRESSURE (in. wg) | | | | | | | | | |
|------|---|-----|------|-----|------|-----|------|-----|------|-----|
| | 1.2 | | 1.4 | | 1.6 | | 1.8 | | 2.0 | |
| | rpm | vdc | rpm | vdc | rpm | vdc | rpm | vdc | rpm | vdc |
| 1200 | 1939 | 7.3 | 2070 | 7.8 | 2192 | 8.2 | 2309 | 8.7 | 2420 | 9.1 |
| 1300 | 1965 | 7.4 | 2095 | 7.9 | 2217 | 8.3 | 2332 | 8.8 | 2442 | 9.2 |
| 1400 | 1993 | 7.5 | 2121 | 8.0 | 2242 | 8.4 | 2356 | 8.9 | 2465 | 9.3 |
| 1500 | 2022 | 7.6 | 2149 | 8.1 | 2269 | 8.5 | 2382 | 9.0 | 2490 | 9.4 |
| 1600 | 2053 | 7.7 | 2178 | 8.2 | 2297 | 8.6 | 2409 | 9.1 | 2516 | 9.5 |
| 1700 | 2085 | 7.8 | 2208 | 8.3 | 2326 | 8.7 | 2437 | 9.2 | 2543 | 9.6 |
| 1800 | 2117 | 8.0 | 2240 | 8.4 | 2356 | 8.9 | 2466 | 9.3 | 2571 | 9.7 |
| 1900 | 2152 | 8.1 | 2272 | 8.5 | 2386 | 9.0 | 2496 | 9.4 | 2600 | 9.8 |
| 2000 | 2188 | 8.2 | 2306 | 8.7 | 2418 | 9.1 | 2526 | 9.5 | 2630 | 9.9 |

High Static 1067-2660 rpm

Fan data (cont)

RHV060K Single Phase — 5 Ton Horizontal Supply (rpm - bhp)

| CFM | AVAILABLE EXTERNAL STATIC PRESSURE (in. wg) | | | | | | | | | |
|------|---|------|------|------|------|------|------|------|------|------|
| | 0.2 | | 0.4 | | 0.6 | | 0.8 | | 1.0 | |
| | rpm | bhp | rpm | bhp | rpm | bhp | rpm | bhp | rpm | bhp |
| 1500 | 1197 | 0.18 | 1360 | 0.26 | 1525 | 0.37 | 1679 | 0.49 | 1822 | 0.62 |
| 1625 | 1271 | 0.21 | 1421 | 0.29 | 1574 | 0.40 | 1721 | 0.52 | 1860 | 0.66 |
| 1750 | 1348 | 0.25 | 1485 | 0.33 | 1627 | 0.44 | 1767 | 0.56 | 1901 | 0.70 |
| 1875 | 1425 | 0.29 | 1553 | 0.38 | 1684 | 0.49 | 1817 | 0.61 | 1945 | 0.75 |
| 2000 | 1504 | 0.35 | 1623 | 0.43 | 1745 | 0.54 | 1870 | 0.66 | 1992 | 0.80 |
| 2125 | 1585 | 0.40 | 1695 | 0.49 | 1809 | 0.60 | 1926 | 0.72 | 2043 | 0.86 |
| 2250 | 1666 | 0.47 | 1769 | 0.56 | 1876 | 0.67 | 1986 | 0.79 | 2096 | 0.93 |
| 2375 | 1747 | 0.54 | 1844 | 0.63 | 1945 | 0.74 | 2049 | 0.87 | 2153 | 1.01 |
| 2500 | 1830 | 0.62 | 1921 | 0.71 | 2016 | 0.82 | 2114 | 0.95 | 2213 | 1.09 |

| CFM | AVAILABLE EXTERNAL STATIC PRESSURE (in. wg) | | | | | | | | | |
|------|---|------|------|------|------|------|------|------|-----|-----|
| | 1.2 | | 1.4 | | 1.6 | | 1.8 | | 2.0 | |
| | rpm | bhp | rpm | bhp | rpm | bhp | rpm | bhp | rpm | bhp |
| 1500 | 1954 | 0.77 | 2078 | 0.92 | 2194 | 1.09 | 2304 | 1.26 | — | — |
| 1625 | 1990 | 0.81 | 2112 | 0.97 | 2227 | 1.13 | 2336 | 1.31 | — | — |
| 1750 | 2028 | 0.85 | 2148 | 1.01 | 2262 | 1.18 | 2370 | 1.36 | — | — |
| 1875 | 2069 | 0.90 | 2186 | 1.06 | 2298 | 1.23 | — | — | — | — |
| 2000 | 2111 | 0.95 | 2226 | 1.12 | 2336 | 1.29 | — | — | — | — |
| 2125 | 2157 | 1.02 | 2268 | 1.18 | 2375 | 1.36 | — | — | — | — |
| 2250 | 2206 | 1.08 | 2313 | 1.25 | — | — | — | — | — | — |
| 2375 | 2258 | 1.16 | 2361 | 1.33 | — | — | — | — | — | — |
| 2500 | 2312 | 1.24 | — | — | — | — | — | — | — | — |

Standard Static 1197-2150 rpm, 1.06 max bhp

Medium Static 1197-2390 rpm, 1.44 max bhp

RHV060K Single Phase — Standard Static — 5 Ton Horizontal Supply (rpm - vdc)

| CFM | AVAILABLE EXTERNAL STATIC PRESSURE (in. wg) | | | | | | | | | |
|------|---|-----|------|-----|------|-----|------|-----|------|-----|
| | 0.2 | | 0.4 | | 0.6 | | 0.8 | | 1.0 | |
| | rpm | vdc | rpm | vdc | rpm | vdc | rpm | vdc | rpm | vdc |
| 1500 | 1197 | 5.6 | 1360 | 6.3 | 1525 | 7.1 | 1679 | 7.8 | 1822 | 8.5 |
| 1625 | 1271 | 5.9 | 1421 | 6.6 | 1574 | 7.3 | 1721 | 8.0 | 1860 | 8.7 |
| 1750 | 1348 | 6.3 | 1485 | 6.9 | 1627 | 7.6 | 1767 | 8.2 | 1901 | 8.8 |
| 1875 | 1425 | 6.6 | 1553 | 7.2 | 1684 | 7.8 | 1817 | 8.5 | 1945 | 9.0 |
| 2000 | 1504 | 7.0 | 1623 | 7.5 | 1745 | 8.1 | 1870 | 8.7 | 1992 | 9.3 |
| 2125 | 1585 | 7.4 | 1695 | 7.9 | 1809 | 8.4 | 1926 | 9.0 | 2043 | 9.5 |
| 2250 | 1666 | 7.7 | 1769 | 8.2 | 1876 | 8.7 | 1986 | 9.2 | 2096 | 9.7 |
| 2375 | 1747 | 8.1 | 1844 | 8.6 | 1945 | 9.0 | 2049 | 9.5 | — | — |
| 2500 | 1830 | 8.5 | 1921 | 8.9 | 2016 | 9.4 | 2114 | 9.8 | — | — |

| CFM | AVAILABLE EXTERNAL STATIC PRESSURE (in. wg) | | | | | | | | | |
|------|---|-----|------|------|-----|-----|-----|-----|-----|-----|
| | 1.2 | | 1.4 | | 1.6 | | 1.8 | | 2.0 | |
| | rpm | vdc | rpm | vdc | rpm | vdc | rpm | vdc | rpm | vdc |
| 1500 | 1954 | 9.1 | 2078 | 9.7 | — | — | — | — | — | — |
| 1625 | 1990 | 9.3 | 2112 | 9.8 | — | — | — | — | — | — |
| 1750 | 2028 | 9.4 | 2148 | 10.0 | — | — | — | — | — | — |
| 1875 | 2069 | 9.6 | — | — | — | — | — | — | — | — |
| 2000 | 2111 | 9.8 | — | — | — | — | — | — | — | — |
| 2125 | — | — | — | — | — | — | — | — | — | — |
| 2250 | — | — | — | — | — | — | — | — | — | — |
| 2375 | — | — | — | — | — | — | — | — | — | — |
| 2500 | — | — | — | — | — | — | — | — | — | — |

Standard Static 1197-2150 rpm

Fan data (cont)

RHV060K Single Phase — Medium Static — 5 Ton Horizontal Supply (rpm - vdc)

| CFM | AVAILABLE EXTERNAL STATIC PRESSURE (in. wg) | | | | | | | | | |
|------|---|-----|------|-----|------|-----|------|-----|------|-----|
| | 0.2 | | 0.4 | | 0.6 | | 0.8 | | 1.0 | |
| | rpm | vdc | rpm | vdc | rpm | vdc | rpm | vdc | rpm | vdc |
| 1500 | 1197 | 5.0 | 1360 | 5.7 | 1525 | 6.4 | 1679 | 7.0 | 1822 | 7.6 |
| 1625 | 1271 | 5.3 | 1421 | 5.9 | 1574 | 6.6 | 1721 | 7.2 | 1860 | 7.8 |
| 1750 | 1348 | 5.6 | 1485 | 6.2 | 1627 | 6.8 | 1767 | 7.4 | 1901 | 8.0 |
| 1875 | 1425 | 6.0 | 1553 | 6.5 | 1684 | 7.0 | 1817 | 7.6 | 1945 | 8.1 |
| 2000 | 1504 | 6.3 | 1623 | 6.8 | 1745 | 7.3 | 1870 | 7.8 | 1992 | 8.3 |
| 2125 | 1585 | 6.6 | 1695 | 7.1 | 1809 | 7.6 | 1926 | 8.1 | 2043 | 8.5 |
| 2250 | 1666 | 7.0 | 1769 | 7.4 | 1876 | 7.8 | 1986 | 8.3 | 2096 | 8.8 |
| 2375 | 1747 | 7.3 | 1844 | 7.7 | 1945 | 8.1 | 2049 | 8.6 | 2153 | 9.0 |
| 2500 | 1830 | 7.7 | 1921 | 8.0 | 2016 | 8.4 | 2114 | 8.8 | 2213 | 9.3 |

| CFM | AVAILABLE EXTERNAL STATIC PRESSURE (in. wg) | | | | | | | | | |
|------|---|-----|------|-----|------|-----|------|-----|-----|-----|
| | 1.2 | | 1.4 | | 1.6 | | 1.8 | | 2.0 | |
| | rpm | vdc | rpm | vdc | rpm | vdc | rpm | vdc | rpm | vdc |
| 1500 | 1954 | 8.2 | 2078 | 8.7 | 2194 | 9.2 | 2304 | 9.6 | — | — |
| 1625 | 1990 | 8.3 | 2112 | 8.8 | 2227 | 9.3 | 2336 | 9.8 | — | — |
| 1750 | 2028 | 8.5 | 2148 | 9.0 | 2262 | 9.5 | 2370 | 9.9 | — | — |
| 1875 | 2069 | 8.7 | 2186 | 9.1 | 2298 | 9.6 | — | — | — | — |
| 2000 | 2111 | 8.8 | 2226 | 9.3 | 2336 | 9.8 | — | — | — | — |
| 2125 | 2157 | 9.0 | 2268 | 9.5 | 2375 | 9.9 | — | — | — | — |
| 2250 | 2206 | 9.2 | 2313 | 9.7 | — | — | — | — | — | — |
| 2375 | 2258 | 9.4 | 2361 | 9.9 | — | — | — | — | — | — |
| 2500 | 2312 | 9.7 | — | — | — | — | — | — | — | — |

Medium Static 1197-2390 rpm

Fan data (cont)

RHV060H/S/L Three Phase — 5 Ton Horizontal Supply (rpm - bhp)

| CFM | AVAILABLE EXTERNAL STATIC PRESSURE (in. wg) | | | | | | | | | |
|------|---|------|------|------|------|------|------|------|------|------|
| | 0.2 | | 0.4 | | 0.6 | | 0.8 | | 1.0 | |
| | rpm | bhp | rpm | bhp | rpm | bhp | rpm | bhp | rpm | bhp |
| 1500 | 1196 | 0.18 | 1360 | 0.26 | 1525 | 0.37 | 1679 | 0.49 | 1822 | 0.62 |
| 1625 | 1271 | 0.21 | 1421 | 0.29 | 1574 | 0.40 | 1721 | 0.52 | 1860 | 0.66 |
| 1750 | 1348 | 0.25 | 1485 | 0.33 | 1627 | 0.44 | 1767 | 0.56 | 1901 | 0.70 |
| 1875 | 1425 | 0.29 | 1553 | 0.38 | 1684 | 0.49 | 1817 | 0.61 | 1945 | 0.75 |
| 2000 | 1504 | 0.35 | 1622 | 0.43 | 1745 | 0.54 | 1870 | 0.66 | 1993 | 0.80 |
| 2125 | 1585 | 0.40 | 1695 | 0.49 | 1809 | 0.60 | 1926 | 0.72 | 2043 | 0.86 |
| 2250 | 1666 | 0.47 | 1769 | 0.56 | 1876 | 0.67 | 1986 | 0.79 | 2096 | 0.93 |
| 2375 | 1747 | 0.54 | 1844 | 0.63 | 1945 | 0.74 | 2049 | 0.87 | 2153 | 1.01 |
| 2500 | 1829 | 0.62 | 1921 | 0.71 | 2016 | 0.82 | 2114 | 0.95 | 2213 | 1.09 |

| CFM | AVAILABLE EXTERNAL STATIC PRESSURE (in. wg) | | | | | | | | | |
|------|---|------|------|------|------|------|------|------|------|------|
| | 1.2 | | 1.4 | | 1.6 | | 1.8 | | 2.0 | |
| | rpm | bhp | rpm | bhp | rpm | bhp | rpm | bhp | rpm | bhp |
| 1500 | 1954 | 0.77 | 2078 | 0.92 | 2194 | 1.09 | 2304 | 1.26 | 2408 | 1.44 |
| 1625 | 1990 | 0.81 | 2112 | 0.97 | 2227 | 1.13 | 2336 | 1.31 | 2439 | 1.49 |
| 1750 | 2028 | 0.85 | 2148 | 1.01 | 2262 | 1.18 | 2370 | 1.36 | 2472 | 1.54 |
| 1875 | 2069 | 0.90 | 2186 | 1.06 | 2298 | 1.23 | 2404 | 1.41 | 2506 | 1.60 |
| 2000 | 2112 | 0.96 | 2226 | 1.12 | 2336 | 1.29 | 2441 | 1.48 | 2541 | 1.66 |
| 2125 | 2157 | 1.02 | 2268 | 1.18 | 2376 | 1.36 | 2479 | 1.54 | 2578 | 1.73 |
| 2250 | 2206 | 1.08 | 2313 | 1.25 | 2418 | 1.43 | 2518 | 1.61 | 2616 | 1.81 |
| 2375 | 2258 | 1.16 | 2361 | 1.33 | 2462 | 1.50 | 2560 | 1.69 | 2656 | 1.89 |
| 2500 | 2312 | 1.24 | 2411 | 1.41 | 2508 | 1.59 | 2604 | 1.78 | 2698 | 1.97 |

Standard Static 1196-2150 rpm, 1.06 max bhp

Medium Static 1196-2390 rpm, 1.44 max bhp

High Static 1196-2836 rpm, 2.43 max bhp

RHV060H/S/L Three Phase — Standard Static — 5 Ton Horizontal Supply (rpm - vdc)

| CFM | AVAILABLE EXTERNAL STATIC PRESSURE (in. wg) | | | | | | | | | |
|------|---|-----|------|-----|------|-----|------|-----|------|-----|
| | 0.2 | | 0.4 | | 0.6 | | 0.8 | | 1.0 | |
| | rpm | vdc | rpm | vdc | rpm | vdc | rpm | vdc | rpm | vdc |
| 1500 | 1196 | 5.6 | 1360 | 6.3 | 1525 | 7.1 | 1679 | 7.8 | 1822 | 8.5 |
| 1625 | 1271 | 5.9 | 1421 | 6.6 | 1574 | 7.3 | 1721 | 8.0 | 1860 | 8.7 |
| 1750 | 1348 | 6.3 | 1485 | 6.9 | 1627 | 7.6 | 1767 | 8.2 | 1901 | 8.8 |
| 1875 | 1425 | 6.6 | 1553 | 7.2 | 1684 | 7.8 | 1817 | 8.5 | 1945 | 9.0 |
| 2000 | 1504 | 7.0 | 1622 | 7.5 | 1745 | 8.1 | 1870 | 8.7 | 1993 | 9.3 |
| 2125 | 1585 | 7.4 | 1695 | 7.9 | 1809 | 8.4 | 1926 | 9.0 | 2043 | 9.5 |
| 2250 | 1666 | 7.7 | 1769 | 8.2 | 1876 | 8.7 | 1986 | 9.2 | 2096 | 9.7 |
| 2375 | 1747 | 8.1 | 1844 | 8.6 | 1945 | 9.0 | 2049 | 9.5 | — | — |
| 2500 | 1829 | 8.5 | 1921 | 8.9 | 2016 | 9.4 | 2114 | 9.8 | — | — |

| CFM | AVAILABLE EXTERNAL STATIC PRESSURE (in. wg) | | | | | | | | | |
|------|---|-----|------|------|-----|-----|-----|-----|-----|-----|
| | 1.2 | | 1.4 | | 1.6 | | 1.8 | | 2.0 | |
| | rpm | vdc | rpm | vdc | rpm | vdc | rpm | vdc | rpm | vdc |
| 1500 | 1954 | 9.1 | 2078 | 9.7 | — | — | — | — | — | — |
| 1625 | 1990 | 9.3 | 2112 | 9.8 | — | — | — | — | — | — |
| 1750 | 2028 | 9.4 | 2148 | 10.0 | — | — | — | — | — | — |
| 1875 | 2069 | 9.6 | — | — | — | — | — | — | — | — |
| 2000 | 2112 | 9.8 | — | — | — | — | — | — | — | — |
| 2125 | — | — | — | — | — | — | — | — | — | — |
| 2250 | — | — | — | — | — | — | — | — | — | — |
| 2375 | — | — | — | — | — | — | — | — | — | — |
| 2500 | — | — | — | — | — | — | — | — | — | — |

Standard Static 1196-2150 rpm

Fan data (cont)

RHV060H/S/L Three Phase — Medium Static — 5 Ton Horizontal Supply (rpm - vdc)

| CFM | AVAILABLE EXTERNAL STATIC PRESSURE (in. wg) | | | | | | | | | |
|------|---|-----|------|-----|------|-----|------|-----|------|-----|
| | 0.2 | | 0.4 | | 0.6 | | 0.8 | | 1.0 | |
| | rpm | vdc | rpm | vdc | rpm | vdc | rpm | vdc | rpm | vdc |
| 1500 | 1196 | 5.0 | 1360 | 5.7 | 1525 | 6.4 | 1679 | 7.0 | 1822 | 7.6 |
| 1625 | 1271 | 5.3 | 1421 | 5.9 | 1574 | 6.6 | 1721 | 7.2 | 1860 | 7.8 |
| 1750 | 1348 | 5.6 | 1485 | 6.2 | 1627 | 6.8 | 1767 | 7.4 | 1901 | 8.0 |
| 1875 | 1425 | 6.0 | 1553 | 6.5 | 1684 | 7.0 | 1817 | 7.6 | 1945 | 8.1 |
| 2000 | 1504 | 6.3 | 1622 | 6.8 | 1745 | 7.3 | 1870 | 7.8 | 1993 | 8.3 |
| 2125 | 1585 | 6.6 | 1695 | 7.1 | 1809 | 7.6 | 1926 | 8.1 | 2043 | 8.5 |
| 2250 | 1666 | 7.0 | 1769 | 7.4 | 1876 | 7.8 | 1986 | 8.3 | 2096 | 8.8 |
| 2375 | 1747 | 7.3 | 1844 | 7.7 | 1945 | 8.1 | 2049 | 8.6 | 2153 | 9.0 |
| 2500 | 1829 | 7.7 | 1921 | 8.0 | 2016 | 8.4 | 2114 | 8.8 | 2213 | 9.3 |

| CFM | AVAILABLE EXTERNAL STATIC PRESSURE (in. wg) | | | | | | | | | |
|------|---|-----|------|-----|------|-----|------|-----|-----|-----|
| | 1.2 | | 1.4 | | 1.6 | | 1.8 | | 2.0 | |
| | rpm | vdc | rpm | vdc | rpm | vdc | rpm | vdc | rpm | vdc |
| 1500 | 1954 | 8.2 | 2078 | 8.7 | 2194 | 9.2 | 2304 | 9.6 | — | — |
| 1625 | 1990 | 8.3 | 2112 | 8.8 | 2227 | 9.3 | 2336 | 9.8 | — | — |
| 1750 | 2028 | 8.5 | 2148 | 9.0 | 2262 | 9.5 | 2370 | 9.9 | — | — |
| 1875 | 2069 | 8.7 | 2186 | 9.1 | 2298 | 9.6 | — | — | — | — |
| 2000 | 2112 | 8.8 | 2226 | 9.3 | 2336 | 9.8 | — | — | — | — |
| 2125 | 2157 | 9.0 | 2268 | 9.5 | 2376 | 9.9 | — | — | — | — |
| 2250 | 2206 | 9.2 | 2313 | 9.7 | — | — | — | — | — | — |
| 2375 | 2258 | 9.4 | 2361 | 9.9 | — | — | — | — | — | — |
| 2500 | 2312 | 9.7 | — | — | — | — | — | — | — | — |

Medium Static 1196-2390 rpm

RHV060H/S/L Three Phase — High Static — 5 Ton Horizontal Supply (rpm - vdc)

| CFM | AVAILABLE EXTERNAL STATIC PRESSURE (in. wg) | | | | | | | | | |
|------|---|-----|------|-----|------|-----|------|-----|------|-----|
| | 0.2 | | 0.4 | | 0.6 | | 0.8 | | 1.0 | |
| | rpm | vdc | rpm | vdc | rpm | vdc | rpm | vdc | rpm | vdc |
| 1500 | 1196 | 4.2 | 1360 | 4.8 | 1525 | 5.4 | 1679 | 5.9 | 1822 | 6.4 |
| 1625 | 1271 | 4.5 | 1421 | 5.0 | 1574 | 5.6 | 1721 | 6.1 | 1860 | 6.6 |
| 1750 | 1348 | 4.8 | 1485 | 5.2 | 1627 | 5.7 | 1767 | 6.2 | 1901 | 6.7 |
| 1875 | 1425 | 5.0 | 1553 | 5.5 | 1684 | 5.9 | 1817 | 6.4 | 1945 | 6.9 |
| 2000 | 1504 | 5.3 | 1622 | 5.7 | 1745 | 6.2 | 1870 | 6.6 | 1993 | 7.0 |
| 2125 | 1585 | 5.6 | 1695 | 6.0 | 1809 | 6.4 | 1926 | 6.8 | 2043 | 7.2 |
| 2250 | 1666 | 5.9 | 1769 | 6.2 | 1876 | 6.6 | 1986 | 7.0 | 2096 | 7.4 |
| 2375 | 1747 | 6.2 | 1844 | 6.5 | 1945 | 6.9 | 2049 | 7.2 | 2153 | 7.6 |
| 2500 | 1829 | 6.4 | 1921 | 6.8 | 2016 | 7.1 | 2114 | 7.5 | 2213 | 7.8 |

| CFM | AVAILABLE EXTERNAL STATIC PRESSURE (in. wg) | | | | | | | | | |
|------|---|-----|------|-----|------|-----|------|-----|------|-----|
| | 1.2 | | 1.4 | | 1.6 | | 1.8 | | 2.0 | |
| | rpm | vdc | rpm | vdc | rpm | vdc | rpm | vdc | rpm | vdc |
| 1500 | 1954 | 6.9 | 2078 | 7.3 | 2194 | 7.7 | 2304 | 8.1 | 2408 | 8.5 |
| 1625 | 1990 | 7.0 | 2112 | 7.4 | 2227 | 7.9 | 2336 | 8.2 | 2439 | 8.6 |
| 1750 | 2028 | 7.2 | 2148 | 7.6 | 2262 | 8.0 | 2370 | 8.4 | 2472 | 8.7 |
| 1875 | 2069 | 7.3 | 2186 | 7.7 | 2298 | 8.1 | 2404 | 8.5 | 2506 | 8.8 |
| 2000 | 2112 | 7.4 | 2226 | 7.8 | 2336 | 8.2 | 2441 | 8.6 | 2541 | 9.0 |
| 2125 | 2157 | 7.6 | 2268 | 8.0 | 2376 | 8.4 | 2479 | 8.7 | 2578 | 9.1 |
| 2250 | 2206 | 7.8 | 2313 | 8.2 | 2418 | 8.5 | 2518 | 8.9 | 2616 | 9.2 |
| 2375 | 2258 | 8.0 | 2361 | 8.3 | 2462 | 8.7 | 2560 | 9.0 | 2656 | 9.4 |
| 2500 | 2312 | 8.2 | 2411 | 8.5 | 2508 | 8.8 | 2604 | 9.2 | 2698 | 9.5 |

High Static 1196-2836 rpm

Fan data (cont)

RHV072 Three Phase — 6 Ton Horizontal Supply (rpm - bhp)

| CFM | AVAILABLE EXTERNAL STATIC PRESSURE (in. wg) | | | | | | | | | |
|------|---|------|------|------|------|------|------|------|------|------|
| | 0.2 | | 0.4 | | 0.6 | | 0.8 | | 1.0 | |
| | rpm | bhp | rpm | bhp | rpm | bhp | rpm | bhp | rpm | bhp |
| 1800 | 1378 | 0.27 | 1512 | 0.35 | 1649 | 0.46 | 1786 | 0.58 | 1918 | 0.72 |
| 1950 | 1473 | 0.32 | 1594 | 0.41 | 1721 | 0.52 | 1848 | 0.64 | 1973 | 0.78 |
| 2100 | 1569 | 0.39 | 1680 | 0.48 | 1796 | 0.59 | 1915 | 0.71 | 2032 | 0.85 |
| 2250 | 1666 | 0.47 | 1769 | 0.56 | 1876 | 0.67 | 1986 | 0.79 | 2096 | 0.93 |
| 2400 | 1764 | 0.55 | 1860 | 0.65 | 1959 | 0.76 | 2061 | 0.88 | 2165 | 1.02 |
| 2550 | 1863 | 0.65 | 1952 | 0.75 | 2045 | 0.86 | 2140 | 0.99 | 2237 | 1.13 |
| 2700 | 1962 | 0.76 | 2046 | 0.86 | 2133 | 0.97 | 2222 | 1.10 | 2313 | 1.24 |
| 2850 | 2062 | 0.88 | 2141 | 0.98 | 2223 | 1.10 | 2307 | 1.23 | 2392 | 1.37 |
| 3000 | 2163 | 1.01 | 2238 | 1.12 | 2315 | 1.24 | 2394 | 1.37 | 2474 | 1.52 |

| CFM | AVAILABLE EXTERNAL STATIC PRESSURE (in. wg) | | | | | | | | | |
|------|---|------|------|------|------|------|------|------|------|------|
| | 1.2 | | 1.4 | | 1.6 | | 1.8 | | 2.0 | |
| | rpm | bhp | rpm | bhp | rpm | bhp | rpm | bhp | rpm | bhp |
| 1800 | 2044 | 0.87 | 2163 | 1.03 | 2276 | 1.20 | 2383 | 1.38 | 2486 | 1.57 |
| 1950 | 2094 | 0.93 | 2210 | 1.10 | 2320 | 1.27 | 2426 | 1.45 | 2527 | 1.64 |
| 2100 | 2148 | 1.00 | 2259 | 1.17 | 2367 | 1.34 | 2471 | 1.53 | 2570 | 1.72 |
| 2250 | 2206 | 1.08 | 2313 | 1.25 | 2417 | 1.43 | 2518 | 1.61 | 2616 | 1.81 |
| 2400 | 2268 | 1.18 | 2370 | 1.34 | 2471 | 1.52 | 2568 | 1.71 | 2664 | 1.90 |
| 2550 | 2335 | 1.28 | 2432 | 1.45 | 2528 | 1.62 | 2622 | 1.81 | 2714 | 2.01 |
| 2700 | 2405 | 1.40 | 2497 | 1.56 | 2589 | 1.74 | 2679 | 1.93 | 2768 | 2.13 |
| 2850 | 2479 | 1.53 | 2566 | 1.69 | 2653 | 1.87 | 2740 | 2.06 | 2826 | 2.26 |
| 3000 | 2556 | 1.67 | 2639 | 1.84 | 2722 | 2.02 | 2804 | 2.21 | — | — |

Standard Static 1378-2300 rpm, 1.31 max bhp

Medium Static 1378-2530 rpm, 1.76 max bhp

High Static 1378-2836 rpm, 2.43 max bhp

RHV072 Three Phase — Standard Static — 6 Ton Horizontal Supply (rpm - vdc)

| CFM | AVAILABLE EXTERNAL STATIC PRESSURE (in. wg) | | | | | | | | | |
|------|---|-----|------|-----|------|-----|------|-----|------|-----|
| | 0.2 | | 0.4 | | 0.6 | | 0.8 | | 1.0 | |
| | rpm | vdc | rpm | vdc | rpm | vdc | rpm | vdc | rpm | vdc |
| 1800 | 1378 | 6.0 | 1512 | 6.6 | 1649 | 7.2 | 1786 | 7.8 | 1918 | 8.3 |
| 1950 | 1473 | 6.4 | 1594 | 6.9 | 1721 | 7.5 | 1848 | 8.0 | 1973 | 8.6 |
| 2100 | 1569 | 6.8 | 1680 | 7.3 | 1796 | 7.8 | 1915 | 8.3 | 2032 | 8.8 |
| 2250 | 1666 | 7.2 | 1769 | 7.7 | 1876 | 8.2 | 1986 | 8.6 | 2096 | 9.1 |
| 2400 | 1764 | 7.7 | 1860 | 8.1 | 1959 | 8.5 | 2061 | 9.0 | 2165 | 9.4 |
| 2550 | 1863 | 8.1 | 1952 | 8.5 | 2045 | 8.9 | 2140 | 9.3 | 2237 | 9.7 |
| 2700 | 1962 | 8.5 | 2046 | 8.9 | 2133 | 9.3 | 2222 | 9.7 | — | — |
| 2850 | 2062 | 9.0 | 2141 | 9.3 | 2223 | 9.7 | — | — | — | — |
| 3000 | 2163 | 9.4 | 2238 | 9.7 | — | — | — | — | — | — |

| CFM | AVAILABLE EXTERNAL STATIC PRESSURE (in. wg) | | | | | | | | | |
|------|---|-----|------|-----|------|-----|-----|-----|-----|-----|
| | 1.2 | | 1.4 | | 1.6 | | 1.8 | | 2.0 | |
| | rpm | vdc | rpm | vdc | rpm | vdc | rpm | vdc | rpm | vdc |
| 1800 | 2044 | 8.9 | 2163 | 9.4 | 2276 | 9.9 | — | — | — | — |
| 1950 | 2094 | 9.1 | 2210 | 9.6 | — | — | — | — | — | — |
| 2100 | 2148 | 9.3 | 2259 | 9.8 | — | — | — | — | — | — |
| 2250 | 2206 | 9.6 | — | — | — | — | — | — | — | — |
| 2400 | 2268 | 9.9 | — | — | — | — | — | — | — | — |
| 2550 | — | — | — | — | — | — | — | — | — | — |
| 2700 | — | — | — | — | — | — | — | — | — | — |
| 2850 | — | — | — | — | — | — | — | — | — | — |
| 3000 | — | — | — | — | — | — | — | — | — | — |

Standard Static 1378-2300 rpm

Fan data (cont)

RHV072 Three Phase — Medium Static — 6 Ton Horizontal Supply (rpm - vdc)

| CFM | AVAILABLE EXTERNAL STATIC PRESSURE (in. wg) | | | | | | | | | |
|------|---|-----|------|-----|------|-----|------|-----|------|-----|
| | 0.2 | | 0.4 | | 0.6 | | 0.8 | | 1.0 | |
| | rpm | vdc | rpm | vdc | rpm | vdc | rpm | vdc | rpm | vdc |
| 1800 | 1378 | 5.4 | 1512 | 6.0 | 1649 | 6.5 | 1786 | 7.1 | 1918 | 7.6 |
| 1950 | 1473 | 5.8 | 1594 | 6.3 | 1721 | 6.8 | 1848 | 7.3 | 1973 | 7.8 |
| 2100 | 1569 | 6.2 | 1680 | 6.6 | 1796 | 7.1 | 1915 | 7.6 | 2032 | 8.0 |
| 2250 | 1666 | 6.6 | 1769 | 7.0 | 1876 | 7.4 | 1986 | 7.8 | 2096 | 8.3 |
| 2400 | 1764 | 7.0 | 1860 | 7.4 | 1959 | 7.7 | 2061 | 8.1 | 2165 | 8.6 |
| 2550 | 1863 | 7.4 | 1952 | 7.7 | 2045 | 8.1 | 2140 | 8.5 | 2237 | 8.8 |
| 2700 | 1962 | 7.8 | 2046 | 8.1 | 2133 | 8.4 | 2222 | 8.8 | 2313 | 9.1 |
| 2850 | 2062 | 8.2 | 2141 | 8.5 | 2223 | 8.8 | 2307 | 9.1 | 2392 | 9.5 |
| 3000 | 2163 | 8.5 | 2238 | 8.8 | 2315 | 9.2 | 2394 | 9.5 | 2474 | 9.8 |

| CFM | AVAILABLE EXTERNAL STATIC PRESSURE (in. wg) | | | | | | | | | |
|------|---|-----|------|-----|------|------|------|------|------|------|
| | 1.2 | | 1.4 | | 1.6 | | 1.8 | | 2.0 | |
| | rpm | vdc | rpm | vdc | rpm | vdc | rpm | vdc | rpm | vdc |
| 1800 | 2044 | 8.1 | 2163 | 8.5 | 2276 | 9.0 | 2383 | 9.4 | 2486 | 9.8 |
| 1950 | 2094 | 8.3 | 2210 | 8.7 | 2320 | 9.2 | 2426 | 9.6 | 2527 | 10.0 |
| 2100 | 2148 | 8.5 | 2259 | 8.9 | 2367 | 9.4 | 2471 | 9.8 | — | — |
| 2250 | 2206 | 8.7 | 2313 | 9.1 | 2417 | 9.6 | 2518 | 10.0 | — | — |
| 2400 | 2268 | 9.0 | 2370 | 9.4 | 2471 | 9.8 | — | — | — | — |
| 2550 | 2335 | 9.2 | 2432 | 9.6 | 2528 | 10.0 | — | — | — | — |
| 2700 | 2405 | 9.5 | 2497 | 9.9 | — | — | — | — | — | — |
| 2850 | 2479 | 9.8 | — | — | — | — | — | — | — | — |
| 3000 | — | — | — | — | — | — | — | — | — | — |

Medium Static 1378-2530 rpm

RHV072 Three Phase — High Static — 6 Ton Horizontal Supply (rpm - vdc)

| CFM | AVAILABLE EXTERNAL STATIC PRESSURE (in. wg) | | | | | | | | | |
|------|---|-----|------|-----|------|-----|------|-----|------|-----|
| | 0.2 | | 0.4 | | 0.6 | | 0.8 | | 1.0 | |
| | rpm | vdc | rpm | vdc | rpm | vdc | rpm | vdc | rpm | vdc |
| 1800 | 1378 | 4.9 | 1512 | 5.3 | 1649 | 5.8 | 1786 | 6.3 | 1918 | 6.8 |
| 1950 | 1473 | 5.2 | 1594 | 5.6 | 1721 | 6.1 | 1848 | 6.5 | 1973 | 7.0 |
| 2100 | 1569 | 5.5 | 1680 | 5.9 | 1796 | 6.3 | 1915 | 6.8 | 2032 | 7.2 |
| 2250 | 1666 | 5.9 | 1769 | 6.2 | 1876 | 6.6 | 1986 | 7.0 | 2096 | 7.4 |
| 2400 | 1764 | 6.2 | 1860 | 6.6 | 1959 | 6.9 | 2061 | 7.3 | 2165 | 7.6 |
| 2550 | 1863 | 6.6 | 1952 | 6.9 | 2045 | 7.2 | 2140 | 7.5 | 2237 | 7.9 |
| 2700 | 1962 | 6.9 | 2046 | 7.2 | 2133 | 7.5 | 2222 | 7.8 | 2313 | 8.2 |
| 2850 | 2062 | 7.3 | 2141 | 7.5 | 2223 | 7.8 | 2307 | 8.1 | 2392 | 8.4 |
| 3000 | 2163 | 7.6 | 2238 | 7.9 | 2315 | 8.2 | 2394 | 8.4 | 2474 | 8.7 |

| CFM | AVAILABLE EXTERNAL STATIC PRESSURE (in. wg) | | | | | | | | | |
|------|---|-----|------|-----|------|-----|------|-----|------|------|
| | 1.2 | | 1.4 | | 1.6 | | 1.8 | | 2.0 | |
| | rpm | vdc | rpm | vdc | rpm | vdc | rpm | vdc | rpm | vdc |
| 1800 | 2044 | 7.2 | 2163 | 7.6 | 2276 | 8.0 | 2383 | 8.4 | 2486 | 8.8 |
| 1950 | 2094 | 7.4 | 2210 | 7.8 | 2320 | 8.2 | 2426 | 8.6 | 2527 | 8.9 |
| 2100 | 2148 | 7.6 | 2259 | 8.0 | 2367 | 8.3 | 2471 | 8.7 | 2570 | 9.1 |
| 2250 | 2206 | 7.8 | 2313 | 8.2 | 2417 | 8.5 | 2518 | 8.9 | 2616 | 9.2 |
| 2400 | 2268 | 8.0 | 2370 | 8.4 | 2471 | 8.7 | 2568 | 9.1 | 2664 | 9.4 |
| 2550 | 2335 | 8.2 | 2432 | 8.6 | 2528 | 8.9 | 2622 | 9.2 | 2714 | 9.6 |
| 2700 | 2405 | 8.5 | 2497 | 8.8 | 2589 | 9.1 | 2679 | 9.4 | 2768 | 9.8 |
| 2850 | 2479 | 8.7 | 2566 | 9.0 | 2653 | 9.4 | 2740 | 9.7 | 2826 | 10.0 |
| 3000 | 2556 | 9.0 | 2639 | 9.3 | 2722 | 9.6 | 2804 | 9.9 | — | — |

High Static 1378-2836 rpm

Electrical data

Legend and Notes

Applicable for Electrical Data Tables on pages 59-77

LEGEND

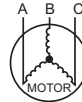
| | |
|-----------------|--------------------------------|
| BRKR | — Circuit Breaker |
| CO | — Convenience Outlet |
| FLA | — Full Load Amps |
| IFM | — Indoor Fan Motor |
| LRA | — Locked Rotor Amps |
| MCA | — Minimum Circuit Amps |
| PE | — Power Exhaust |
| PWRD CO | — Powered Convenience Outlet |
| RLA | — Rated Load Amps |
| UNPWR CO | — Unpowered Convenience Outlet |

NOTES:

1. In compliance with NEC requirements for multi-motor and combination load equipment (refer to NEC Articles 430 and 440), the overcurrent protective device for the unit shall be fuse or circuit breaker. Canadian units may be fuse or circuit breaker.
2. For 208/230 v units, where one value is shown it is the same for either 208 or 230 volts.
3. **Unbalanced 3-Phase Supply Voltage**
Never operate a motor where a phase imbalance in supply voltage is greater than 2%. Use the following formula to determine the percentage of voltage imbalance.

$$\% \text{ Voltage Imbalance} = 100 \times \frac{\text{max voltage deviation from average voltage}}{\text{average voltage}}$$

Example: Supply voltage is 230-3-60



$$AB = 224 \text{ v}$$

$$BC = 231 \text{ v}$$

$$AC = 226 \text{ v}$$

$$\text{Average Voltage} = \frac{(224 + 231 + 226)}{3} = \frac{681}{3} = 227$$

Determine maximum deviation from average voltage.

$$(AB) 227 - 224 = 3 \text{ v}$$

$$(BC) 231 - 227 = 4 \text{ v}$$

$$(AC) 227 - 226 = 1 \text{ v}$$

Maximum deviation is 4 v.

Determine percent of voltage imbalance.

$$\% \text{ Voltage Imbalance} = 100 \times \frac{4}{227} = 1.78\%$$

This amount of phase imbalance is satisfactory as it is below the maximum allowable 2%.

IMPORTANT: If the supply voltage phase imbalance is more than 2%, contact your local electric utility company immediately.

Electrical data (cont)

RHV036-072 Cooling Electrical Data

| RHV UNIT | V-Ph-Hz | UNIT VOLTAGE RANGE | | COMPRESSOR | | OFM (EA) | | IFM | | | POWER EXHAUST | | |
|----------|--------------|--------------------|-----|------------|------|----------|-----|------|-------------------------|-----|---------------|--------------|-----|
| | | Min | Max | RLA | LRA | Watts | FLA | Type | Efficiency at Full Load | FLA | Kit QTY | FLA (EA Kit) | |
| | | | | | | | | | | | | | |
| 036 | 208/230-1-60 | 187 | 253 | 15.4 | 84 | 190 | 1.5 | STD | 84% | 4.3 | 1 | 1.9 | |
| | | | | | | | | MED | 84% | 5.1 | | | |
| | | | | | | | | HIGH | 85% | 7.3 | | | |
| | 208/230-3-60 | 187 | 253 | 10.4 | 73 | 190 | 1.5 | STD | 84% | 4.3 | 1 | 1.9 | |
| | | | | | | | | MED | 84% | 5.1 | | | |
| | | | | | | | | HIGH | 85% | 7.3 | | | |
| | 460-3-60 | 414 | 506 | 5.8 | 38 | 190 | 0.8 | STD | 85% | 1.2 | 1 | 1.0 | |
| | | | | | | | | MED | 85% | 1.2 | | | |
| | | | | | | | | HIGH | 84% | 1.7 | | | |
| | 575-3-60 | 518 | 633 | 3.8 | 37 | 190 | 0.6 | STD | 84% | 1.1 | 1 | 1.9 | |
| | | | | | | | | MED | 84% | 1.1 | | | |
| | | | | | | | | HIGH | 85% | 1.5 | | | |
| 048 | 208/230-3-60 | 187 | 253 | 13.7 | 83 | 325 | 1.5 | STD | 87% | 5.0 | 1 | 1.9 | |
| | | | | | | | | MED | 86% | 7.1 | | | |
| | | | | | | | | HIGH | 85% | 5.5 | | | |
| | 460-3-60 | 414 | 506 | 6.2 | 41 | 325 | 0.8 | STD | 85% | 1.2 | 1 | 1.0 | |
| | | | | | | | | MED | 86% | 1.7 | | | |
| | | | | | | | | HIGH | 88% | 2.6 | | | |
| | 575-3-60 | 518 | 633 | 4.8 | 33 | 325 | 0.6 | STD | 84% | 1.1 | 1 | 1.9 | |
| | | | | | | | | MED | 85% | 1.5 | | | |
| | | | | | | | | HIGH | 88% | 2.3 | | | |
| | 049 | 208/230-1-60 | 187 | 253 | 25.0 | 120 | 325 | 1.58 | STD | 87% | 5.0 | 1 | 1.9 |
| | | | | | | | | | MED | 86% | 7.1 | | |
| | | | | | | | | | HIGH | 84% | 8.8 | | |
| 060 | 208/230-1-60 | 187 | 253 | 24.4 | 144 | 325 | 1.5 | STD | 86% | 7.2 | 1 | 1.9 | |
| | | | | | | | | MED | 84% | 9.2 | | | |
| | | | | | | | | HIGH | 84% | 9.2 | | | |
| | 208/230-3-60 | 187 | 253 | 16.0 | 110 | 325 | 1.5 | STD | 86% | 7.2 | 1 | 1.9 | |
| | | | | | | | | MED | 84% | 9.2 | | | |
| | | | | | | | | HIGH | 84% | 6.5 | | | |
| | 460-3-60 | 414 | 506 | 7.8 | 52 | 325 | 0.8 | STD | 86% | 1.7 | 1 | 1.0 | |
| | | | | | | | | MED | 86% | 2.1 | | | |
| | | | | | | | | HIGH | 88% | 3.1 | | | |
| | 575-3-60 | 518 | 633 | 5.7 | 39 | 325 | 0.6 | STD | 84% | 1.5 | 1 | 1.9 | |
| | | | | | | | | MED | 85% | 2.0 | | | |
| | | | | | | | | HIGH | 87% | 2.7 | | | |
| 072 | 208/230-3-60 | 187 | 253 | 18.0 | 136 | 325 | 1.5 | STD | 84% | 9.2 | 1 | 1.9 | |
| | | | | | | | | MED | 87% | 5.5 | | | |
| | | | | | | | | HIGH | 84% | 6.5 | | | |
| | 460-3-60 | 414 | 506 | 8.5 | 66 | 325 | 0.8 | STD | 85% | 2.1 | 1 | 1.0 | |
| | | | | | | | | MED | 88% | 2.6 | | | |
| | | | | | | | | HIGH | 88% | 3.1 | | | |
| | 575-3-60 | 518 | 633 | 7.3 | 55 | 325 | 0.6 | STD | 85% | 2.0 | 1 | 1.9 | |
| | | | | | | | | MED | 88% | 2.3 | | | |
| | | | | | | | | HIGH | 87% | 2.7 | | | |

Electrical data (cont)

RHV036 MCA MOCP Electrical Data

| RHV UNIT SIZE | NOM. V-Ph-Hz | IFM TYPE | ELECTRIC HEATER | | | NO CONVENIENCE OUTLET OR UNPOWERED CONVENIENCE OUTLET | | | | | | | |
|---------------------|-----------------|-------------|--------------------|-------------|-----------|---|-------------------------|-----------------|---------|--|-------------------------|-----------------|---------|
| | | | CRHEATER ****00 | NOM (kW) | FLA | No Power Exhaust | | | | With Power Exhaust (powered from unit) | | | |
| | | | | | | MCA | Fuse or HACR Brkr | Disconnect Size | | MCA | Fuse or HACR Brkr | Disconnect Size | |
| | | | | | | | | FLA | LRA | | | FLA | LRA |
| 036 | 208/230-1-60 | STD | NONE | — | — | 26 | 30 | 24 | 94 | 27 | 40 | 27 | 96 |
| | | | 323A | 3.3/4.4 | 15.9/18.3 | 45/48 | 50/50 | 43/45 | 110/112 | 47/50 | 50/60 | 45/48 | 112/114 |
| | | | 324A | 4.9/6.5 | 23.5/27.1 | 55/59 | 60/60 | 51/56 | 118/121 | 57/61 | 60/70 | 54/58 | 120/123 |
| | | | 325A | 6.5/8.7 | 31.4/36.3 | 65/71 | 70/80 | 60/66 | 125/130 | 67/73 | 70/80 | 63/68 | 127/132 |
| | | | 326A | 7.9/10.5 | 37.9/43.8 | 73/80 | 80/80 | 68/75 | 132/138 | 75/82 | 80/90 | 70/77 | 134/140 |
| | | 327A | 9.8/13.0 | 46.9/54.2 | 84/93 | 90/100 | 78/87 | 141/148 | 86/95 | 90/100 | 81/89 | 143/150 | |
| | | MED | NONE | — | — | 26 | 30 | 25 | 95 | 28 | 40 | 27 | 97 |
| | | | 323A | 3.3/4.4 | 15.9/18.3 | 46/49 | 50/50 | 44/46 | 111/113 | 48/51 | 50/60 | 46/49 | 113/115 |
| | | | 324A | 4.9/6.5 | 23.5/27.1 | 56/60 | 60/60 | 52/56 | 119/122 | 58/62 | 60/70 | 55/59 | 121/124 |
| | | | 325A | 6.5/8.7 | 31.4/36.3 | 66/72 | 70/80 | 61/67 | 126/131 | 67/74 | 70/80 | 64/69 | 128/133 |
| | | | 326A | 7.9/10.5 | 37.9/43.8 | 74/81 | 80/90 | 69/76 | 133/139 | 76/83 | 80/90 | 71/78 | 135/141 |
| | | 327A | 9.8/13.0 | 46.9/54.2 | 85/94 | 90/100 | 79/88 | 142/149 | 87/96 | 90/100 | 81/90 | 144/151 | |
| | | HIGH | NONE | — | — | 29 | 40 | 28 | 98 | 30 | 45 | 30 | 100 |
| | | | 323A | 3.3/4.4 | 15.9/18.3 | 48/51 | 50/60 | 46/49 | 114/116 | 50/53 | 60/60 | 48/51 | 116/118 |
| | | | 324A | 4.9/6.5 | 23.5/27.1 | 58/62 | 60/70 | 55/59 | 122/125 | 60/64 | 60/70 | 57/61 | 124/127 |
| | 325A | | 6.5/8.7 | 31.4/36.3 | 68/74 | 70/80 | 64/70 | 129/134 | 70/76 | 70/80 | 66/72 | 131/136 | |
| | 326A | | 7.9/10.5 | 37.9/43.8 | 76/83 | 80/90 | 71/78 | 136/142 | 78/85 | 80/90 | 74/80 | 138/144 | |
| | 327A | 9.8/13.0 | 46.9/54.2 | 87/96 | 90/100 | 82/90 | 145/152 | 89/98 | 90/100 | 84/92 | 147/154 | | |
| | 208/230-3-60 | STD | NONE | — | — | 19 | 25 | 19 | 83 | 21 | 30 | 21 | 85 |
| | | | 323A | 3.3/4.4 | 9.2/10.6 | 31/33 | 35/35 | 29/31 | 92/94 | 33/34 | 40/40 | 31/33 | 94/96 |
| | | | 324A | 4.9/6.5 | 13.6/15.6 | 36/39 | 40/40 | 34/37 | 97/99 | 38/41 | 40/45 | 36/39 | 99/101 |
| | | | 325A | 6.5/8.7 | 18.1/20.9 | 42/45 | 45/50 | 39/43 | 101/104 | 44/47 | 45/50 | 42/45 | 103/106 |
| | | | 326A | 7.9/10.5 | 21.9/25.3 | 47/51 | 50/60 | 44/48 | 105/108 | 49/53 | 50/60 | 46/50 | 107/110 |
| | | 328A | 12.0/16.0 | 33.4/38.5 | 61/67 | 70/70 | 57/63 | 116/122 | 63/69 | 70/70 | 59/65 | 118/124 | |
| | | MED | NONE | — | — | 20 | 30 | 20 | 84 | 22 | 30 | 22 | 86 |
| | | | 323A | 3.3/4.4 | 9.2/10.6 | 32/33 | 35/40 | 30/32 | 93/95 | 33/35 | 40/40 | 32/34 | 95/97 |
| | | | 324A | 4.9/6.5 | 13.6/15.6 | 37/40 | 40/45 | 35/37 | 98/100 | 39/41 | 45/45 | 37/40 | 100/102 |
| | | | 325A | 6.5/8.7 | 18.1/20.9 | 43/46 | 45/50 | 40/44 | 102/105 | 45/48 | 50/50 | 43/46 | 104/107 |
| | | | 326A | 7.9/10.5 | 21.9/25.3 | 47/52 | 50/60 | 45/49 | 106/109 | 49/54 | 50/60 | 47/51 | 108/111 |
| | | 328A | 12.0/16.0 | 33.4/38.5 | 62/68 | 70/70 | 58/64 | 117/123 | 64/70 | 70/70 | 60/66 | 119/125 | |
| | | HIGH | NONE | — | — | 22 | 30 | 22 | 87 | 24 | 30 | 24 | 89 |
| | | | 323A | 3.3/4.4 | 9.2/10.6 | 34/36 | 40/40 | 33/34 | 96/98 | 36/37 | 40/40 | 35/36 | 98/100 |
| | | | 324A | 4.9/6.5 | 13.6/15.6 | 39/42 | 45/45 | 38/40 | 101/103 | 41/44 | 45/45 | 40/42 | 103/105 |
| | 325A | | 6.5/8.7 | 18.1/20.9 | 45/48 | 50/50 | 43/46 | 105/108 | 47/50 | 50/50 | 45/48 | 107/110 | |
| | 326A | | 7.9/10.5 | 21.9/25.3 | 50/54 | 50/60 | 47/51 | 109/112 | 52/56 | 60/60 | 49/53 | 111/114 | |
| | 328A | 12.0/16.0 | 33.4/38.5 | 64/70 | 70/70 | 60/66 | 120/126 | 66/72 | 70/80 | 63/69 | 122/128 | | |
| | 460-3-60 | STD | NONE | — | — | 10 | 15 | 9 | 42 | 11 | 15 | 10 | 43 |
| | | | 333A | 6.0 | 7.2 | 19 | 20 | 17 | 49 | 20 | 20 | 18 | 50 |
| | | | 334A | 8.8 | 10.6 | 23 | 25 | 21 | 53 | 24 | 25 | 22 | 54 |
| | | | 335A | 11.5 | 13.8 | 27 | 30 | 25 | 56 | 28 | 30 | 26 | 57 |
| | | | 336A | 14.0 | 16.8 | 31 | 35 | 28 | 59 | 32 | 35 | 29 | 60 |
| | | MED | NONE | — | — | 10 | 15 | 9 | 42 | 11 | 15 | 10 | 43 |
| | | | 333A | 6.0 | 7.2 | 19 | 20 | 17 | 49 | 20 | 20 | 18 | 50 |
| | | | 334A | 8.8 | 10.6 | 23 | 25 | 21 | 53 | 24 | 25 | 22 | 54 |
| | | | 335A | 11.5 | 13.8 | 27 | 30 | 25 | 56 | 28 | 30 | 26 | 57 |
| 336A | | | 14.0 | 16.8 | 31 | 35 | 28 | 59 | 32 | 35 | 29 | 60 | |
| HIGH | | NONE | — | — | 10 | 15 | 10 | 42 | 11 | 15 | 11 | 43 | |
| | | 333A | 6.0 | 7.2 | 19 | 20 | 18 | 49 | 20 | 20 | 19 | 50 | |
| | | 334A | 8.8 | 10.6 | 23 | 25 | 22 | 53 | 24 | 25 | 23 | 54 | |
| | | 335A | 11.5 | 13.8 | 27 | 30 | 25 | 56 | 28 | 30 | 27 | 57 | |
| | | 336A | 14.0 | 16.8 | 31 | 35 | 29 | 59 | 32 | 35 | 30 | 60 | |
| 575-3-60 | STD | NONE | — | — | 7 | 15 | 6 | 41 | 9 | 15 | 9 | 43 | |
| | | 339A | 10.0 | 9.6 | 19 | 20 | 17 | 51 | 21 | 25 | 20 | 53 | |
| | | 340A | 15.0 | 14.4 | 25 | 25 | 23 | 55 | 27 | 30 | 25 | 57 | |
| | MED | NONE | — | — | 7 | 15 | 6 | 41 | 9 | 15 | 9 | 43 | |
| | | 339A | 10.0 | 9.6 | 19 | 20 | 17 | 51 | 21 | 25 | 20 | 53 | |
| | | 340A | 15.0 | 14.4 | 25 | 25 | 23 | 55 | 27 | 30 | 25 | 57 | |
| | HIGH | NONE | — | — | 7 | 15 | 7 | 41 | 9 | 15 | 9 | 43 | |
| | | 339A | 10.0 | 9.6 | 19 | 20 | 18 | 51 | 21 | 25 | 20 | 53 | |
| | | 340A | 15.0 | 14.4 | 25 | 25 | 23 | 55 | 27 | 30 | 26 | 57 | |

Electrical data (cont)

RHV036 MCA MOCP Electrical Data (cont)

| RHV UNIT SIZE | NOM. V-Ph-Hz | IFM TYPE | ELECTRIC HEATER | | | WITH POWERED CONVENIENCE OUTLET | | | | | | | | |
|---------------------|-----------------|-------------|--------------------|-----------|-----------|---------------------------------|-------------------------|-----------------|---------|--|-------------------------|-----------------|---------|---|
| | | | CRHEATER ****00 | NOM (kW) | FLA | No Power Exhaust | | | | With Power Exhaust (powered from unit) | | | | |
| | | | | | | MCA | Fuse or HACR Brkr | Disconnect Size | | MCA | Fuse or HACR Brkr | Disconnect Size | | |
| | | | | | | | | FLA | LRA | | | FLA | LRA | |
| 036 | 208/230-1-60 | STD | NONE | — | — | — | — | — | — | — | — | — | — | — |
| | | | 323A | 3.3/4.4 | 15.9/18.3 | — | — | — | — | — | — | — | — | — |
| | | | 324A | 4.9/6.5 | 23.5/27.1 | — | — | — | — | — | — | — | — | — |
| | | | 325A | 6.5/8.7 | 31.4/36.3 | — | — | — | — | — | — | — | — | — |
| | | | 326A | 7.9/10.5 | 37.9/43.8 | — | — | — | — | — | — | — | — | — |
| | | 327A | 9.8/13.0 | 46.9/54.2 | — | — | — | — | — | — | — | — | — | |
| | | MED | NONE | — | — | — | — | — | — | — | — | — | — | — |
| | | | 323A | 3.3/4.4 | 15.9/18.3 | — | — | — | — | — | — | — | — | — |
| | | | 324A | 4.9/6.5 | 23.5/27.1 | — | — | — | — | — | — | — | — | — |
| | | | 325A | 6.5/8.7 | 31.4/36.3 | — | — | — | — | — | — | — | — | — |
| | | | 326A | 7.9/10.5 | 37.9/43.8 | — | — | — | — | — | — | — | — | — |
| | | 327A | 9.8/13.0 | 46.9/54.2 | — | — | — | — | — | — | — | — | — | |
| | | HIGH | NONE | — | — | — | — | — | — | — | — | — | — | — |
| | | | 323A | 3.3/4.4 | 15.9/18.3 | — | — | — | — | — | — | — | — | — |
| | | | 324A | 4.9/6.5 | 23.5/27.1 | — | — | — | — | — | — | — | — | — |
| | 325A | | 6.5/8.7 | 31.4/36.3 | — | — | — | — | — | — | — | — | — | |
| | 326A | | 7.9/10.5 | 37.9/43.8 | — | — | — | — | — | — | — | — | — | |
| | 327A | 9.8/13.0 | 46.9/54.2 | — | — | — | — | — | — | — | — | — | | |
| | 208/230-3-60 | STD | NONE | — | — | 24 | 30 | 24 | 88 | 26 | 30 | 26 | 90 | |
| | | | 323A | 3.3/4.4 | 9.2/10.6 | 36/37 | 40/40 | 35/36 | 97/99 | 37/39 | 45/45 | 37/39 | 99/101 | |
| | | | 324A | 4.9/6.5 | 13.6/15.6 | 41/44 | 45/45 | 40/42 | 102/104 | 43/45 | 45/50 | 42/44 | 104/106 | |
| | | | 325A | 6.5/8.7 | 18.1/20.9 | 47/50 | 50/50 | 45/48 | 106/109 | 49/52 | 50/60 | 47/50 | 108/111 | |
| | | | 326A | 7.9/10.5 | 21.9/25.3 | 51/56 | 60/60 | 49/53 | 110/113 | 53/58 | 60/60 | 52/55 | 112/115 | |
| | | 328A | 12.0/16.0 | 33.4/38.5 | 66/72 | 70/80 | 63/68 | 121/127 | 68/74 | 70/80 | 65/71 | 123/129 | | |
| | | MED | NONE | — | — | 25 | 30 | 25 | 89 | 27 | 30 | 27 | 91 | |
| | | | 323A | 3.3/4.4 | 9.2/10.6 | 36/38 | 40/45 | 36/37 | 98/100 | 38/40 | 45/45 | 38/39 | 100/102 | |
| | | | 324A | 4.9/6.5 | 13.6/15.6 | 42/44 | 45/50 | 41/43 | 103/105 | 44/46 | 50/50 | 43/45 | 105/107 | |
| | | | 325A | 6.5/8.7 | 18.1/20.9 | 47/51 | 50/60 | 46/49 | 107/110 | 49/53 | 50/60 | 48/51 | 109/112 | |
| | | | 326A | 7.9/10.5 | 21.9/25.3 | 52/56 | 60/60 | 50/54 | 111/114 | 54/58 | 60/60 | 52/56 | 113/116 | |
| | | 328A | 12.0/16.0 | 33.4/38.5 | 67/73 | 70/80 | 63/69 | 122/128 | 69/75 | 70/80 | 66/72 | 124/130 | | |
| | | HIGH | NONE | — | — | 27 | 30 | 28 | 92 | 29 | 35 | 30 | 94 | |
| | | | 323A | 3.3/4.4 | 9.2/10.6 | 39/40 | 45/45 | 38/40 | 101/103 | 40/42 | 45/45 | 40/42 | 103/105 | |
| | | | 324A | 4.9/6.5 | 13.6/15.6 | 44/47 | 50/50 | 43/46 | 106/108 | 46/48 | 50/50 | 45/48 | 108/110 | |
| | 325A | | 6.5/8.7 | 18.1/20.9 | 50/53 | 50/60 | 48/52 | 110/113 | 52/55 | 60/60 | 51/54 | 112/115 | | |
| | 326A | | 7.9/10.5 | 21.9/25.3 | 54/59 | 60/60 | 53/57 | 114/117 | 56/61 | 60/70 | 55/59 | 116/119 | | |
| | 328A | 12.0/16.0 | 33.4/38.5 | 69/75 | 70/80 | 66/72 | 125/131 | 71/77 | 80/80 | 68/74 | 127/133 | | | |
| | 460-3-60 | STD | NONE | — | — | 12 | 15 | 12 | 44 | 13 | 15 | 13 | 45 | |
| | | | 333A | 6.0 | 7.2 | 21 | 25 | 20 | 51 | 22 | 25 | 21 | 52 | |
| | | | 334A | 8.8 | 10.6 | 25 | 25 | 24 | 55 | 26 | 30 | 25 | 56 | |
| | | | 335A | 11.5 | 13.8 | 29 | 30 | 27 | 58 | 30 | 30 | 29 | 59 | |
| | | | 336A | 14.0 | 16.8 | 33 | 35 | 31 | 61 | 34 | 35 | 32 | 62 | |
| | | MED | NONE | — | — | 12 | 15 | 12 | 44 | 13 | 15 | 13 | 45 | |
| | | | 333A | 6.0 | 7.2 | 21 | 25 | 20 | 51 | 22 | 25 | 21 | 52 | |
| | | | 334A | 8.8 | 10.6 | 25 | 25 | 24 | 55 | 26 | 30 | 25 | 56 | |
| | | | 335A | 11.5 | 13.8 | 29 | 30 | 27 | 58 | 30 | 30 | 29 | 59 | |
| 336A | | | 14.0 | 16.8 | 33 | 35 | 31 | 61 | 34 | 35 | 32 | 62 | | |
| HIGH | | NONE | — | — | 12 | 15 | 12 | 44 | 13 | 15 | 13 | 45 | | |
| | | 333A | 6.0 | 7.2 | 21 | 25 | 20 | 51 | 22 | 25 | 22 | 52 | | |
| | | 334A | 8.8 | 10.6 | 26 | 30 | 24 | 55 | 27 | 30 | 25 | 56 | | |
| | | 335A | 11.5 | 13.8 | 30 | 30 | 28 | 58 | 31 | 35 | 29 | 59 | | |
| | | 336A | 14.0 | 16.8 | 33 | 35 | 31 | 61 | 34 | 35 | 33 | 62 | | |
| 575-3-60 | STD | NONE | — | — | 9 | 15 | 8 | 43 | 11 | 15 | 10 | 45 | | |
| | | 339A | 10.0 | 9.6 | 21 | 25 | 19 | 53 | 23 | 25 | 22 | 55 | | |
| | | 340A | 15.0 | 14.4 | 27 | 30 | 25 | 57 | 29 | 30 | 27 | 59 | | |
| | MED | NONE | — | — | 9 | 15 | 8 | 43 | 11 | 15 | 10 | 45 | | |
| | | 339A | 10.0 | 9.6 | 21 | 25 | 19 | 53 | 23 | 25 | 22 | 55 | | |
| | | 340A | 15.0 | 14.4 | 27 | 30 | 25 | 57 | 29 | 30 | 27 | 59 | | |
| | HIGH | NONE | — | — | 9 | 15 | 9 | 43 | 11 | 15 | 11 | 45 | | |
| | | 339A | 10.0 | 9.6 | 21 | 25 | 20 | 53 | 23 | 25 | 22 | 55 | | |
| | | 340A | 15.0 | 14.4 | 27 | 30 | 25 | 57 | 29 | 30 | 27 | 59 | | |

Electrical data (cont)

RHV048 MCA MOCP Electrical Data

| RHV UNIT SIZE | NOM. V-Ph-Hz | IFM TYPE | ELECTRIC HEATER | | | NO CONVENIENCE OUTLET or UNPOWERED CONVENIENCE OUTLET | | | | | | | |
|---------------|--------------|----------|-----------------|-----------|-----------|---|-------------------|-----------------|---------|--|-------------------|-----------------|---------|
| | | | CRHEATER ****00 | NOM (kW) | FLA | No Power Exhaust | | | | With Power Exhaust (powered from unit) | | | |
| | | | | | | MCA | Fuse or HACR Brkr | Disconnect Size | | MCA | Fuse or HACR Brkr | Disconnect Size | |
| | | | | | | | | FLA | LRA | | | FLA | LRA |
| 048 | 208/230-3-60 | STD | NONE | — | — | 24 | 30 | 23 | 94 | 26 | 30 | 25 | 96 |
| | | | 323A | 3.3/4.4 | 9.2/10.6 | 36/37 | 45/45 | 34/35 | 103/105 | 37/39 | 45/45 | 36/38 | 105/107 |
| | | | 324A | 4.9/6.5 | 13.6/15.6 | 41/44 | 50/50 | 39/41 | 108/110 | 43/45 | 50/50 | 41/43 | 110/112 |
| | | | 325A | 6.5/8.7 | 18.1/20.9 | 47/50 | 50/50 | 44/47 | 112/115 | 49/52 | 50/60 | 46/49 | 114/117 |
| | | | 328A | 12.0/16.0 | 33.4/38.5 | 66/72 | 70/80 | 62/68 | 127/133 | 68/74 | 70/80 | 64/70 | 129/135 |
| | | | 330A | 14.4/19.2 | 40.0/46.2 | 74/82 | 80/90 | 69/76 | 134/140 | 76/84 | 80/90 | 71/79 | 136/142 |
| | | 331A | 15.8/21.0 | 43.8/50.5 | 79/87 | 80/90 | 74/81 | 138/145 | 81/89 | 90/90 | 76/83 | 140/147 | |
| | | MED | NONE | — | — | 26 | 30 | 26 | 97 | 28 | 40 | 28 | 99 |
| | | | 323A | 3.3/4.4 | 9.2/10.6 | 38/39 | 45/50 | 36/38 | 106/108 | 40/41 | 50/50 | 38/40 | 108/110 |
| | | | 324A | 4.9/6.5 | 13.6/15.6 | 43/46 | 50/50 | 41/44 | 111/113 | 45/48 | 50/50 | 43/46 | 113/115 |
| | | | 325A | 6.5/8.7 | 18.1/20.9 | 49/52 | 50/60 | 46/50 | 115/118 | 51/54 | 60/60 | 49/52 | 117/120 |
| | | | 328A | 12.0/16.0 | 33.4/38.5 | 68/74 | 70/80 | 64/70 | 130/136 | 70/76 | 70/80 | 66/72 | 132/138 |
| | | | 330A | 14.4/19.2 | 40.0/46.2 | 76/84 | 80/90 | 72/79 | 137/143 | 78/86 | 80/90 | 74/81 | 139/145 |
| | | 331A | 15.8/21.0 | 43.8/50.5 | 81/89 | 90/90 | 76/84 | 141/148 | 83/91 | 90/100 | 78/86 | 143/150 | |
| | | HIGH | NONE | — | — | 25 | 30 | 24 | 95 | 26 | 30 | 26 | 97 |
| | | | 323A | 3.3/4.4 | 9.2/10.6 | 36/38 | 45/45 | 34/36 | 104/106 | 38/40 | 45/50 | 37/38 | 106/108 |
| | | | 324A | 4.9/6.5 | 13.6/15.6 | 42/44 | 50/50 | 39/42 | 109/111 | 43/46 | 50/50 | 42/44 | 111/113 |
| | | | 325A | 6.5/8.7 | 18.1/20.9 | 47/51 | 50/60 | 45/48 | 113/116 | 49/53 | 50/60 | 47/50 | 115/118 |
| | | | 328A | 12.0/16.0 | 33.4/38.5 | 66/73 | 70/80 | 62/68 | 128/134 | 68/75 | 70/80 | 64/70 | 130/136 |
| | | | 330A | 14.4/19.2 | 40.0/46.2 | 75/82 | 80/90 | 70/77 | 135/141 | 76/84 | 80/90 | 72/79 | 137/143 |
| | | 331A | 15.8/21.0 | 43.8/50.5 | 79/88 | 80/90 | 74/82 | 139/146 | 81/90 | 90/90 | 76/84 | 141/148 | |
| | 460-3-60 | STD | NONE | — | — | 10 | 15 | 9 | 45 | 11 | 15 | 11 | 46 |
| | | | 333A | 6.0 | 7.2 | 19 | 20 | 18 | 52 | 20 | 20 | 19 | 53 |
| | | | 335A | 11.5 | 13.8 | 27 | 30 | 25 | 59 | 28 | 30 | 26 | 60 |
| | | | 336A | 14.0 | 16.8 | 31 | 35 | 29 | 62 | 32 | 35 | 30 | 63 |
| | | | 337A | 21.5 | 25.9 | 43 | 45 | 39 | 71 | 44 | 45 | 40 | 72 |
| | | MED | NONE | — | — | 11 | 15 | 10 | 45 | 12 | 15 | 11 | 46 |
| | | | 333A | 6.0 | 7.2 | 20 | 20 | 18 | 52 | 21 | 25 | 19 | 53 |
| | | | 335A | 11.5 | 13.8 | 28 | 30 | 26 | 59 | 29 | 30 | 27 | 60 |
| | | | 336A | 14.0 | 16.8 | 32 | 35 | 29 | 62 | 33 | 35 | 30 | 63 |
| | | | 337A | 21.5 | 25.9 | 43 | 45 | 40 | 71 | 44 | 45 | 41 | 72 |
| | | HIGH | NONE | — | — | 12 | 15 | 11 | 47 | 13 | 15 | 12 | 48 |
| | | | 333A | 6.0 | 7.2 | 21 | 25 | 19 | 54 | 22 | 25 | 20 | 55 |
| 335A | | | 11.5 | 13.8 | 29 | 30 | 27 | 61 | 30 | 30 | 28 | 62 | |
| 336A | | | 14.0 | 16.8 | 33 | 35 | 30 | 64 | 34 | 35 | 32 | 65 | |
| 337A | | | 21.5 | 25.9 | 44 | 45 | 41 | 73 | 45 | 45 | 42 | 74 | |
| 575-3-60 | | STD | NONE | — | — | 8 | 15 | 7 | 37 | 10 | 15 | 10 | 39 |
| | | | 339A | 10.0 | 9.6 | 20 | 20 | 19 | 47 | 22 | 25 | 21 | 49 |
| | | | 340A | 15.0 | 14.4 | 26 | 30 | 24 | 51 | 28 | 30 | 26 | 53 |
| | MED | NONE | — | — | 9 | 15 | 8 | 37 | 10 | 15 | 10 | 39 | |
| | | 339A | 10.0 | 9.6 | 21 | 25 | 19 | 47 | 22 | 25 | 21 | 49 | |
| | | 340A | 15.0 | 14.4 | 27 | 30 | 24 | 51 | 28 | 30 | 27 | 53 | |
| | HIGH | NONE | — | — | 9 | 15 | 9 | 38 | 11 | 15 | 11 | 40 | |
| | | 339A | 10.0 | 9.6 | 21 | 25 | 20 | 48 | 23 | 25 | 22 | 50 | |
| | | 340A | 15.0 | 14.4 | 27 | 30 | 25 | 52 | 29 | 30 | 28 | 54 | |

Electrical data (cont)

RHV048 MCA MOCP Electrical Data (cont)

| RHV UNIT SIZE | NOM. V-Ph-Hz | IFM TYPE | ELECTRIC HEATER | | | WITH POWERED CONVENIENCE OUTLET | | | | | | | |
|---------------------|-----------------|-------------|--------------------|-----------|-----------|---------------------------------|-------------------------|-----------------|---------|--|-------------------------|-----------------|---------|
| | | | CRHEATER ****00 | NOM (kW) | FLA | No Power Exhaust | | | | With Power Exhaust (powered from unit) | | | |
| | | | | | | MCA | Fuse or HACR Brkr | Disconnect Size | | MCA | Fuse or HACR Brkr | Disconnect Size | |
| | | | | | | | | FLA | LRA | | | FLA | LRA |
| 048 | 208/230-3-60 | STD | NONE | — | — | 29 | 40 | 29 | 99 | 31 | 40 | 31 | 101 |
| | | | 323A | 3.3/4.4 | 9.2/10.6 | 40/42 | 50/50 | 39/41 | 108/110 | 42/44 | 50/50 | 42/43 | 110/112 |
| | | | 324A | 4.9/6.5 | 13.6/15.6 | 46/48 | 50/50 | 44/47 | 113/115 | 48/50 | 50/50 | 47/49 | 115/117 |
| | | | 325A | 6.5/8.7 | 18.1/20.9 | 52/55 | 60/60 | 50/53 | 117/120 | 53/57 | 60/60 | 52/55 | 119/122 |
| | | | 328A | 12.0/16.0 | 33.4/38.5 | 71/77 | 80/80 | 67/73 | 132/138 | 73/79 | 80/80 | 69/75 | 134/140 |
| | | | 330A | 14.4/19.2 | 40.0/46.2 | 79/87 | 80/90 | 75/82 | 139/145 | 81/89 | 90/90 | 77/84 | 141/147 |
| | | 331A | 15.8/21.0 | 43.8/50.5 | 84/92 | 90/100 | 79/87 | 143/150 | 86/94 | 90/100 | 81/89 | 145/152 | |
| | | MED | NONE | — | — | 31 | 40 | 31 | 102 | 33 | 45 | 33 | 104 |
| | | | 323A | 3.3/4.4 | 9.2/10.6 | 42/44 | 50/50 | 42/43 | 111/113 | 44/46 | 50/50 | 44/46 | 113/115 |
| | | | 324A | 4.9/6.5 | 13.6/15.6 | 48/50 | 50/60 | 47/49 | 116/118 | 50/52 | 50/60 | 49/51 | 118/120 |
| | | | 325A | 6.5/8.7 | 18.1/20.9 | 54/57 | 60/60 | 52/55 | 120/123 | 56/59 | 60/60 | 54/57 | 122/125 |
| | | | 328A | 12.0/16.0 | 33.4/38.5 | 73/79 | 80/80 | 70/75 | 135/141 | 75/81 | 80/90 | 72/78 | 137/143 |
| | | | 330A | 14.4/19.2 | 40.0/46.2 | 81/89 | 90/90 | 77/84 | 142/148 | 83/91 | 90/100 | 79/86 | 144/150 |
| | | 331A | 15.8/21.0 | 43.8/50.5 | 86/94 | 90/100 | 82/89 | 146/153 | 88/96 | 90/100 | 84/91 | 148/155 | |
| | | HIGH | NONE | — | — | 29 | 40 | 29 | 100 | 31 | 40 | 32 | 102 |
| | | | 323A | 3.3/4.4 | 9.2/10.6 | 41/43 | 50/50 | 40/42 | 109/111 | 43/45 | 50/50 | 42/44 | 111/113 |
| | | | 324A | 4.9/6.5 | 13.6/15.6 | 46/49 | 50/50 | 45/47 | 114/116 | 48/51 | 50/60 | 47/49 | 116/118 |
| | | | 325A | 6.5/8.7 | 18.1/20.9 | 52/56 | 60/60 | 50/53 | 118/121 | 54/57 | 60/60 | 52/56 | 120/123 |
| | 328A | | 12.0/16.0 | 33.4/38.5 | 71/78 | 80/80 | 68/74 | 133/139 | 73/79 | 80/80 | 70/76 | 135/141 | |
| | 330A | | 14.4/19.2 | 40.0/46.2 | 79/87 | 80/90 | 75/82 | 140/146 | 81/89 | 90/90 | 78/85 | 142/148 | |
| | 460-3-60 | STD | NONE | — | — | 12 | 15 | 12 | 47 | 13 | 15 | 13 | 48 |
| | | | 333A | 6.0 | 7.2 | 21 | 25 | 20 | 54 | 22 | 25 | 21 | 55 |
| | | | 335A | 11.5 | 13.8 | 30 | 30 | 28 | 61 | 31 | 35 | 29 | 62 |
| | | | 336A | 14.0 | 16.8 | 33 | 35 | 31 | 64 | 34 | 35 | 32 | 65 |
| | | | 337A | 21.5 | 25.9 | 45 | 45 | 42 | 73 | 46 | 50 | 43 | 74 |
| | | MED | NONE | — | — | 13 | 15 | 13 | 47 | 14 | 20 | 14 | 48 |
| | | | 333A | 6.0 | 7.2 | 22 | 25 | 21 | 54 | 23 | 25 | 22 | 55 |
| | | | 335A | 11.5 | 13.8 | 30 | 30 | 28 | 61 | 31 | 35 | 30 | 62 |
| | | | 336A | 14.0 | 16.8 | 34 | 35 | 32 | 64 | 35 | 35 | 33 | 65 |
| | | | 337A | 21.5 | 25.9 | 45 | 45 | 42 | 73 | 46 | 50 | 43 | 74 |
| | | HIGH | NONE | — | — | 14 | 15 | 14 | 49 | 15 | 20 | 15 | 50 |
| | | | 333A | 6.0 | 7.2 | 23 | 25 | 22 | 56 | 24 | 25 | 23 | 57 |
| | | | 335A | 11.5 | 13.8 | 31 | 35 | 29 | 63 | 32 | 35 | 31 | 64 |
| 336A | | | 14.0 | 16.8 | 35 | 35 | 33 | 66 | 36 | 40 | 34 | 67 | |
| 337A | | | 21.5 | 25.9 | 46 | 50 | 43 | 75 | 47 | 50 | 45 | 76 | |
| 575-3-60 | STD | NONE | — | — | 10 | 15 | 9 | 39 | 12 | 15 | 12 | 41 | |
| | | 339A | 10.0 | 9.6 | 22 | 25 | 20 | 49 | 24 | 25 | 23 | 51 | |
| | | 340A | 15.0 | 14.4 | 28 | 30 | 26 | 53 | 30 | 30 | 28 | 55 | |
| | MED | NONE | — | — | 10 | 15 | 10 | 39 | 12 | 15 | 12 | 41 | |
| | | 339A | 10.0 | 9.6 | 22 | 25 | 21 | 49 | 24 | 25 | 23 | 51 | |
| | | 340A | 15.0 | 14.4 | 28 | 30 | 26 | 53 | 30 | 30 | 29 | 55 | |
| | HIGH | NONE | — | — | 11 | 15 | 11 | 40 | 13 | 15 | 13 | 42 | |
| | | 339A | 10.0 | 9.6 | 23 | 25 | 22 | 50 | 25 | 25 | 24 | 52 | |
| | | 340A | 15.0 | 14.4 | 29 | 30 | 27 | 54 | 31 | 35 | 30 | 56 | |

Electrical data (cont)

RHV049 MCA MOCP Electrical Data

| RHV UNIT SIZE | NOM. V-Ph-Hz | IFM TYPE | ELECTRIC HEATER | | | NO CONVENIENCE OUTLET OR UNPOWERED CONVENIENCE OUTLET | | | | | | | |
|---------------|--------------|----------|-----------------|-----------|-----------|---|-------------------|-----------------|---------|--|-------------------|-----------------|---------|
| | | | CRHEATER ****00 | NOM (kW) | FLA | No Power Exhaust | | | | With Power Exhaust (powered from unit) | | | |
| | | | | | | MCA | Fuse or HACR Brkr | Disconnect Size | | MCA | Fuse or HACR Brkr | Disconnect Size | |
| | | | | | | | | FLA | LRA | | | FLA | LRA |
| 049 | 208/230-1-60 | STD | — | — | — | 38 | 60 | 36 | 131 | 40 | 60 | 38 | 133 |
| | | | 323A | 3.3/4.4 | 15.9/18.3 | 58/61 | 60/80 | 55/57 | 147/149 | 60/63 | 80/80 | 57/59 | 149/151 |
| | | | 325A | 6.5/8.7 | 31.4/36.3 | 77/84 | 80/90 | 72/78 | 162/167 | 79/85 | 80/100 | 75/80 | 164/169 |
| | | | 327A | 9.8/13.0 | 46.9/54.2 | 97/106 | 100/110 | 90/99 | 178/185 | 99/108 | 100/110 | 92/101 | 180/187 |
| | | | 329A | 13.1/17.4 | 62.8/72.5 | 117/129 | 125/150 | 108/120 | 194/204 | 119/131 | 125/150 | 111/122 | 196/206 |
| | | | 330A | 14.4/19.2 | 69.3/80.0 | 125/138 | 125/150 | 116/128 | 200/211 | 127/140 | 150/150 | 118/130 | 202/213 |
| | | 331A | 15.8/21.0 | 75.8/87.5 | 133/148 | 150/150 | 123/137 | 207/219 | 135/149 | 150/150 | 126/139 | 209/221 | |
| | | MED | — | — | — | 40 | 60 | 39 | 134 | 42 | 60 | 41 | 136 |
| | | | 323A | 3.3/4.4 | 15.9/18.3 | 60/63 | 80/80 | 57/60 | 150/152 | 62/65 | 80/80 | 59/62 | 152/154 |
| | | | 325A | 6.5/8.7 | 31.4/36.3 | 80/86 | 80/100 | 75/80 | 165/170 | 81/88 | 90/100 | 77/83 | 167/172 |
| | | | 327A | 9.8/13.0 | 46.9/54.2 | 99/108 | 100/110 | 93/101 | 181/188 | 101/110 | 110/110 | 95/103 | 183/190 |
| | | | 329A | 13.1/17.4 | 62.8/72.5 | 119/131 | 125/150 | 111/122 | 197/207 | 121/133 | 125/150 | 113/124 | 199/209 |
| | | | 330A | 14.4/19.2 | 69.3/80.0 | 127/140 | 150/150 | 118/131 | 203/214 | 129/142 | 150/150 | 121/133 | 205/216 |
| | | 331A | 15.8/21.0 | 75.8/87.5 | 135/150 | 150/150 | 126/139 | 210/222 | 137/152 | 150/175 | 128/141 | 212/224 | |
| | | HIGH | — | — | — | 42 | 60 | 41 | 136 | 44 | 60 | 43 | 138 |
| | | | 323A | 3.3/4.4 | 15.9/18.3 | 62/65 | 80/80 | 59/62 | 152/154 | 64/67 | 80/80 | 61/64 | 154/156 |
| | | | 325A | 6.5/8.7 | 31.4/36.3 | 81/87 | 90/100 | 77/82 | 167/172 | 83/89 | 90/100 | 79/85 | 169/174 |
| | | | 327A | 9.8/13.0 | 46.9/54.2 | 101/110 | 110/110 | 95/103 | 183/190 | 103/112 | 110/125 | 97/105 | 185/192 |
| | | | 329A | 13.1/17.4 | 62.8/72.5 | 121/133 | 125/150 | 113/124 | 199/209 | 122/135 | 125/150 | 115/126 | 201/211 |
| | | | 330A | 14.4/19.2 | 69.3/80.0 | 129/142 | 150/150 | 120/133 | 205/216 | 131/144 | 150/150 | 122/135 | 207/218 |
| | | | 331A | 15.8/21.0 | 75.8/87.5 | 137/151 | 150/175 | 128/141 | 212/224 | 139/153 | 150/175 | 130/143 | 214/226 |

RHV049 MCA MOCP Electrical Data (cont)

| RHV UNIT SIZE | NOM. V-Ph-Hz | IFM TYPE | ELECTRIC HEATER | | | WITH POWERED CONVENIENCE OUTLET | | | | | | | |
|---------------|--------------|----------|-----------------|-----------|-----------|---------------------------------|-------------------|-----------------|---------|--|-------------------|-----------------|---------|
| | | | CRHEATER ****00 | NOM (kW) | FLA | No Power Exhaust | | | | With Power Exhaust (powered from unit) | | | |
| | | | | | | MCA | Fuse or HACR Brkr | Disconnect Size | | MCA | Fuse or HACR Brkr | Disconnect Size | |
| | | | | | | | | FLA | LRA | | | FLA | LRA |
| 049 | 208/230-1-60 | STD | — | — | — | 43 | 60 | 42 | 136 | 45 | 60 | 44 | 138 |
| | | | 323A | 3.3/4.4 | 15.9/18.3 | 63/66 | 80/80 | 60/63 | 152/154 | 65/68 | 80/80 | 62/65 | 154/156 |
| | | | 325A | 6.5/8.7 | 31.4/36.3 | 82/88 | 90/100 | 78/83 | 167/172 | 84/90 | 100/100 | 80/86 | 169/174 |
| | | | 327A | 9.8/13.0 | 46.9/54.2 | 102/111 | 110/125 | 96/104 | 183/190 | 104/113 | 110/125 | 98/106 | 185/192 |
| | | | 329A | 13.1/17.4 | 62.8/72.5 | 122/134 | 125/150 | 114/125 | 199/209 | 123/136 | 125/150 | 116/127 | 201/211 |
| | | | 330A | 14.4/19.2 | 69.3/80.0 | 130/143 | 150/150 | 121/134 | 205/216 | 132/145 | 150/150 | 124/136 | 207/218 |
| | | 331A | 15.8/21.0 | 75.8/87.5 | 138/152 | 150/175 | 129/142 | 212/224 | 140/154 | 150/175 | 131/145 | 214/226 | |
| | | MED | — | — | — | 45 | 60 | 44 | 139 | 47 | 60 | 46 | 141 |
| | | | 323A | 3.3/4.4 | 15.9/18.3 | 65/68 | 80/80 | 62/65 | 155/157 | 67/70 | 80/80 | 65/67 | 157/159 |
| | | | 325A | 6.5/8.7 | 31.4/36.3 | 84/90 | 100/100 | 80/86 | 170/175 | 86/92 | 100/100 | 82/88 | 172/177 |
| | | | 327A | 9.8/13.0 | 46.9/54.2 | 104/113 | 110/125 | 98/106 | 186/193 | 106/115 | 110/125 | 100/109 | 188/195 |
| | | | 329A | 13.1/17.4 | 62.8/72.5 | 124/136 | 125/150 | 116/128 | 202/212 | 126/138 | 150/150 | 119/130 | 204/214 |
| | | | 330A | 14.4/19.2 | 69.3/80.0 | 132/145 | 150/150 | 124/136 | 208/219 | 134/147 | 150/150 | 126/138 | 210/221 |
| | | 331A | 15.8/21.0 | 75.8/87.5 | 140/154 | 150/175 | 131/145 | 215/227 | 142/156 | 150/175 | 134/147 | 217/229 | |
| | | HIGH | — | — | — | 47 | 60 | 46 | 141 | 49 | 60 | 48 | 143 |
| | | | 323A | 3.3/4.4 | 15.9/18.3 | 67/70 | 80/80 | 64/67 | 157/159 | 69/72 | 80/80 | 67/69 | 159/161 |
| | | | 325A | 6.5/8.7 | 31.4/36.3 | 86/92 | 100/100 | 82/88 | 172/177 | 88/94 | 100/100 | 84/90 | 174/179 |
| | | | 327A | 9.8/13.0 | 46.9/54.2 | 105/115 | 110/125 | 100/108 | 188/195 | 107/116 | 110/125 | 102/111 | 190/197 |
| | | | 329A | 13.1/17.4 | 62.8/72.5 | 125/137 | 125/150 | 118/129 | 204/214 | 127/139 | 150/150 | 121/132 | 206/216 |
| | | | 330A | 14.4/19.2 | 69.3/80.0 | 133/147 | 150/150 | 126/138 | 210/221 | 135/149 | 150/150 | 128/140 | 212/223 |
| | | | 331A | 15.8/21.0 | 75.8/87.5 | 142/156 | 150/175 | 133/147 | 217/229 | 143/158 | 150/175 | 135/149 | 219/231 |

Electrical data (cont)

RHV060 MCA MOCP Electrical Data

| RHV UNIT SIZE | NOM. V-Ph-Hz | IFM TYPE | ELECTRIC HEATER | | | NO CONVENIENCE OUTLET or UNPOWERED CONVENIENCE OUTLET | | | | | | | | |
|---------------|--------------|--------------|-----------------|-----------|-----------|---|-------------------|-----------------|---------|--|-------------------|-----------------|---------|---------|
| | | | CRHEATER ****00 | NOM (kW) | FLA | No Power Exhaust | | | | With Power Exhaust (powered from unit) | | | | |
| | | | | | | MCA | Fuse or HACR Brkr | Disconnect Size | | MCA | Fuse or HACR Brkr | Disconnect Size | | |
| | | | | | | | | FLA | LRA | | | FLA | LRA | |
| 060 | 208/230-1-60 | STD | NONE | — | — | 40 | 60 | 38 | 158 | 42 | 60 | 40 | 160 | |
| | | | 324A | 4.9/6.5 | 23.5/27.1 | 69/74 | 80/80 | 65/69 | 182/185 | 71/75 | 80/80 | 67/71 | 184/187 | |
| | | | 325A | 6.5/8.7 | 31.4/36.3 | 79/85 | 80/90 | 74/80 | 189/194 | 81/87 | 90/100 | 76/82 | 191/196 | |
| | | | 327A | 9.8/13.0 | 46.9/54.2 | 98/107 | 100/110 | 92/100 | 205/212 | 100/109 | 100/110 | 94/103 | 207/214 | |
| | | | 329A | 13.1/17.4 | 62.8/72.5 | 118/130 | 125/150 | 110/121 | 221/231 | 120/132 | 125/150 | 112/124 | 223/233 | |
| | | | 331A | 15.8/21.0 | 75.8/87.5 | 134/149 | 150/150 | 125/139 | 234/246 | 136/151 | 150/175 | 127/141 | 236/248 | |
| | | MED | NONE | — | — | 42 | 60 | 40 | 161 | 44 | 60 | 43 | 163 | |
| | | | 324A | 4.9/6.5 | 23.5/27.1 | 71/76 | 80/80 | 67/72 | 185/188 | 73/77 | 80/80 | 70/74 | 187/190 | |
| | | | 325A | 6.5/8.7 | 31.4/36.3 | 81/87 | 90/100 | 76/82 | 192/197 | 83/89 | 90/100 | 79/84 | 194/199 | |
| | | | 327A | 9.8/13.0 | 46.9/54.2 | 100/109 | 100/110 | 94/103 | 208/215 | 102/111 | 110/125 | 96/105 | 210/217 | |
| | | | 329A | 13.1/17.4 | 62.8/72.5 | 120/132 | 125/150 | 113/124 | 224/234 | 122/134 | 125/150 | 115/126 | 226/236 | |
| | | | 331A | 15.8/21.0 | 75.8/87.5 | 136/151 | 150/175 | 128/141 | 237/249 | 138/153 | 150/175 | 130/143 | 239/251 | |
| | | 208/230-3-60 | STD | NONE | — | — | 29 | 40 | 28 | 124 | 31 | 45 | 31 | 126 |
| | | | | 324A | 4.9/6.5 | 13.6/15.6 | 46/49 | 50/60 | 44/46 | 138/140 | 48/51 | 60/60 | 46/49 | 140/142 |
| | | | | 326A | 7.9/10.5 | 21.9/25.3 | 57/61 | 60/70 | 54/58 | 146/149 | 58/63 | 60/70 | 56/60 | 148/151 |
| | 328A | | | 12.0/16.0 | 33.4/38.5 | 71/77 | 80/80 | 67/73 | 157/163 | 73/79 | 80/80 | 69/75 | 159/165 | |
| | 331A | | | 15.8/21.0 | 43.8/50.5 | 84/92 | 90/100 | 79/86 | 168/175 | 86/94 | 90/100 | 81/89 | 170/177 | |
| | 332A | | | 18.4/24.5 | 51.1/58.9 | 93/103 | 100/110 | 87/96 | 175/183 | 95/105 | 100/110 | 89/98 | 177/185 | |
| | MED | | NONE | — | — | 31 | 45 | 31 | 127 | 33 | 45 | 33 | 129 | |
| | | | 324A | 4.9/6.5 | 13.6/15.6 | 48/51 | 60/60 | 46/49 | 141/143 | 50/53 | 60/60 | 49/51 | 143/145 | |
| | | | 326A | 7.9/10.5 | 21.9/25.3 | 59/63 | 60/70 | 56/60 | 149/152 | 60/65 | 60/70 | 58/62 | 151/154 | |
| | | | 328A | 12.0/16.0 | 33.4/38.5 | 73/79 | 80/80 | 69/75 | 160/166 | 75/81 | 80/90 | 71/77 | 162/168 | |
| | | | 331A | 15.8/21.0 | 43.8/50.5 | 86/94 | 90/100 | 81/89 | 171/178 | 88/96 | 90/100 | 83/91 | 173/180 | |
| | | | 332A | 18.4/24.5 | 51.1/58.9 | 95/105 | 100/110 | 89/98 | 178/186 | 97/107 | 100/110 | 92/101 | 180/188 | |
| | HIGH | | NONE | — | — | 28 | 40 | 28 | 123 | 30 | 45 | 30 | 125 | |
| | | | 324A | 4.9/6.5 | 13.6/15.6 | 45/48 | 50/50 | 43/46 | 137/139 | 47/50 | 50/60 | 45/48 | 139/141 | |
| | | | 326A | 7.9/10.5 | 21.9/25.3 | 56/60 | 60/60 | 53/57 | 145/148 | 58/62 | 60/70 | 55/59 | 147/150 | |
| | | 328A | 12.0/16.0 | 33.4/38.5 | 70/77 | 70/80 | 66/72 | 156/162 | 72/78 | 80/80 | 68/74 | 158/164 | | |
| | | 331A | 15.8/21.0 | 43.8/50.5 | 83/92 | 90/100 | 78/86 | 167/174 | 85/93 | 90/100 | 80/88 | 169/176 | | |
| | | 332A | 18.4/24.5 | 51.1/58.9 | 92/102 | 100/110 | 86/95 | 174/182 | 94/104 | 100/110 | 89/98 | 176/184 | | |
| | 460-3-60 | STD | NONE | — | — | 13 | 20 | 12 | 56 | 14 | 20 | 13 | 57 | |
| | | | 333A | 6.0 | 7.2 | 22 | 25 | 20 | 63 | 23 | 25 | 21 | 64 | |
| | | | 335A | 11.5 | 13.8 | 30 | 30 | 28 | 70 | 31 | 35 | 29 | 71 | |
| | | | 336A | 14.0 | 16.8 | 34 | 35 | 31 | 73 | 35 | 35 | 32 | 74 | |
| | | | 337A | 21.5 | 25.9 | 45 | 45 | 42 | 82 | 46 | 50 | 43 | 83 | |
| | | | 338A | 24.0 | 28.9 | 49 | 50 | 45 | 85 | 50 | 50 | 46 | 86 | |
| | | MED | NONE | — | — | 13 | 20 | 12 | 57 | 14 | 20 | 13 | 58 | |
| | | | 333A | 6.0 | 7.2 | 22 | 25 | 21 | 64 | 23 | 25 | 22 | 65 | |
| | | | 335A | 11.5 | 13.8 | 30 | 30 | 28 | 71 | 31 | 35 | 29 | 72 | |
| | | | 336A | 14.0 | 16.8 | 34 | 35 | 32 | 74 | 35 | 35 | 33 | 75 | |
| | | | 337A | 21.5 | 25.9 | 45 | 50 | 42 | 83 | 46 | 50 | 43 | 84 | |
| | | | 338A | 24.0 | 28.9 | 49 | 50 | 46 | 86 | 50 | 50 | 47 | 87 | |
| | | HIGH | NONE | — | — | 14 | 20 | 13 | 58 | 15 | 20 | 15 | 59 | |
| | | | 333A | 6.0 | 7.2 | 23 | 25 | 22 | 65 | 24 | 25 | 23 | 66 | |
| | | | 335A | 11.5 | 13.8 | 31 | 35 | 29 | 72 | 32 | 35 | 30 | 73 | |
| 336A | | | 14.0 | 16.8 | 35 | 35 | 33 | 75 | 36 | 40 | 34 | 76 | | |
| 337A | | | 21.5 | 25.9 | 46 | 50 | 43 | 84 | 47 | 50 | 44 | 85 | | |
| 338A | | | 24.0 | 28.9 | 50 | 50 | 47 | 87 | 51 | 60 | 48 | 88 | | |
| 575-3-60 | | STD | NONE | — | — | 10 | 15 | 9 | 43 | 12 | 15 | 11 | 45 | |
| | | | 340A | 15.0 | 14.4 | 28 | 30 | 26 | 57 | 30 | 30 | 28 | 59 | |
| | | | 341A | 21.0 | 20.2 | 35 | 35 | 32 | 63 | 37 | 40 | 34 | 65 | |
| | | MED | NONE | — | — | 10 | 15 | 10 | 44 | 12 | 15 | 12 | 46 | |
| | | | 340A | 15.0 | 14.4 | 28 | 30 | 26 | 58 | 30 | 30 | 28 | 60 | |
| | | | 341A | 21.0 | 20.2 | 35 | 35 | 33 | 64 | 37 | 40 | 35 | 66 | |
| | | HIGH | NONE | — | — | 11 | 15 | 10 | 45 | 13 | 15 | 13 | 47 | |
| | | | 340A | 15.0 | 14.4 | 29 | 30 | 27 | 59 | 31 | 35 | 29 | 61 | |
| | | | 341A | 21.0 | 20.2 | 36 | 40 | 34 | 65 | 38 | 40 | 36 | 67 | |

Electrical data (cont)

RHV060 MCA MOCP Electrical Data (cont)

| RHV UNIT SIZE | NOM. V-Ph-Hz | IFM TYPE | ELECTRIC HEATER | | | WITH POWERED CONVENIENCE OUTLET | | | | | | | | |
|---------------------|-----------------|-------------|--------------------|-----------|-----------|---------------------------------|-------------------------|-----------------|---------|--|-------------------------|-----------------|---------|---|
| | | | CRHEATER ****00 | NOM (kW) | FLA | No Power Exhaust | | | | With Power Exhaust (powered from unit) | | | | |
| | | | | | | MCA | Fuse or HACR Brkr | Disconnect Size | | MCA | Fuse or HACR Brkr | Disconnect Size | | |
| | | | | | | | | FLA | LRA | | | FLA | LRA | |
| 060 | 208/230-1-60 | STD | NONE | — | — | — | — | — | — | — | — | — | — | — |
| | | | 324A | 4.9/6.5 | 23.5/27.1 | — | — | — | — | — | — | — | — | — |
| | | | 325A | 6.5/8.7 | 31.4/36.3 | — | — | — | — | — | — | — | — | — |
| | | | 327A | 9.8/13.0 | 46.9/54.2 | — | — | — | — | — | — | — | — | — |
| | | | 329A | 13.1/17.4 | 62.8/72.5 | — | — | — | — | — | — | — | — | — |
| | | 331A | 15.8/21.0 | 75.8/87.5 | — | — | — | — | — | — | — | — | — | |
| | | MED | NONE | — | — | — | — | — | — | — | — | — | — | — |
| | | | 324A | 4.9/6.5 | 23.5/27.1 | — | — | — | — | — | — | — | — | — |
| | | | 325A | 6.5/8.7 | 31.4/36.3 | — | — | — | — | — | — | — | — | — |
| | | | 327A | 9.8/13.0 | 46.9/54.2 | — | — | — | — | — | — | — | — | — |
| | 329A | | 13.1/17.4 | 62.8/72.5 | — | — | — | — | — | — | — | — | — | |
| | 331A | 15.8/21.0 | 75.8/87.5 | — | — | — | — | — | — | — | — | — | | |
| | 208/230-3-60 | STD | NONE | — | — | 34 | 45 | 34 | 129 | 36 | 50 | 36 | 131 | |
| | | | 324A | 4.9/6.5 | 13.6/15.6 | 51/53 | 60/60 | 50/52 | 143/145 | 53/55 | 60/60 | 52/54 | 145/147 | |
| | | | 326A | 7.9/10.5 | 21.9/25.3 | 61/66 | 70/70 | 59/63 | 151/154 | 63/67 | 70/70 | 61/65 | 153/156 | |
| | | | 328A | 12.0/16.0 | 33.4/38.5 | 76/82 | 80/90 | 72/78 | 162/168 | 78/84 | 80/90 | 75/80 | 164/170 | |
| | | | 331A | 15.8/21.0 | 43.8/50.5 | 89/97 | 90/100 | 84/92 | 173/180 | 91/99 | 100/100 | 86/94 | 175/182 | |
| | | | 332A | 18.4/24.5 | 51.1/58.9 | 98/108 | 100/110 | 93/102 | 180/188 | 100/109 | 100/110 | 95/104 | 182/190 | |
| | | MED | NONE | — | — | 36 | 50 | 36 | 132 | 38 | 50 | 38 | 134 | |
| | | | 324A | 4.9/6.5 | 13.6/15.6 | 53/55 | 60/60 | 52/54 | 146/148 | 55/57 | 60/60 | 54/56 | 148/150 | |
| | | | 326A | 7.9/10.5 | 21.9/25.3 | 63/68 | 70/70 | 61/65 | 154/157 | 65/69 | 70/70 | 64/68 | 156/159 | |
| | | | 328A | 12.0/16.0 | 33.4/38.5 | 78/84 | 80/90 | 75/81 | 165/171 | 80/86 | 80/90 | 77/83 | 167/173 | |
| | | | 331A | 15.8/21.0 | 43.8/50.5 | 91/99 | 100/100 | 87/94 | 176/183 | 93/101 | 100/110 | 89/96 | 178/185 | |
| | | | 332A | 18.4/24.5 | 51.1/58.9 | 100/110 | 100/110 | 95/104 | 183/191 | 102/111 | 110/125 | 97/106 | 185/193 | |
| | | HIGH | NONE | — | — | 33 | 45 | 33 | 128 | 35 | 50 | 35 | 130 | |
| | | | 324A | 4.9/6.5 | 13.6/15.6 | 50/53 | 60/60 | 49/51 | 142/144 | 52/55 | 60/60 | 51/53 | 144/146 | |
| | | | 326A | 7.9/10.5 | 21.9/25.3 | 61/65 | 70/70 | 58/62 | 150/153 | 63/67 | 70/70 | 60/64 | 152/155 | |
| | | | 328A | 12.0/16.0 | 33.4/38.5 | 75/81 | 80/90 | 72/77 | 161/167 | 77/83 | 80/90 | 74/80 | 163/169 | |
| | | | 331A | 15.8/21.0 | 43.8/50.5 | 88/96 | 90/100 | 83/91 | 172/179 | 90/98 | 90/100 | 86/93 | 174/181 | |
| | | | 332A | 18.4/24.5 | 51.1/58.9 | 97/107 | 100/110 | 92/101 | 179/187 | 99/109 | 100/110 | 94/103 | 181/189 | |
| 460-3-60 | STD | NONE | — | — | 15 | 20 | 14 | 58 | 16 | 20 | 16 | 59 | | |
| | | 333A | 6.0 | 7.2 | 24 | 25 | 23 | 65 | 25 | 30 | 24 | 66 | | |
| | | 335A | 11.5 | 13.8 | 32 | 35 | 30 | 72 | 33 | 35 | 31 | 73 | | |
| | | 336A | 14.0 | 16.8 | 36 | 40 | 34 | 75 | 37 | 40 | 35 | 76 | | |
| | | 337A | 21.5 | 25.9 | 47 | 50 | 44 | 84 | 48 | 50 | 45 | 85 | | |
| | | 338A | 24.0 | 28.9 | 51 | 60 | 48 | 87 | 52 | 60 | 49 | 88 | | |
| | MED | NONE | — | — | 15 | 20 | 15 | 59 | 16 | 20 | 16 | 60 | | |
| | | 333A | 6.0 | 7.2 | 24 | 25 | 23 | 66 | 25 | 30 | 24 | 67 | | |
| | | 335A | 11.5 | 13.8 | 33 | 35 | 31 | 73 | 34 | 35 | 32 | 74 | | |
| | | 336A | 14.0 | 16.8 | 36 | 40 | 34 | 76 | 37 | 40 | 35 | 77 | | |
| | | 337A | 21.5 | 25.9 | 48 | 50 | 45 | 85 | 49 | 50 | 46 | 86 | | |
| | | 338A | 24.0 | 28.9 | 51 | 60 | 48 | 88 | 52 | 60 | 49 | 89 | | |
| | HIGH | NONE | — | — | 16 | 20 | 16 | 60 | 17 | 20 | 17 | 61 | | |
| | | 333A | 6.0 | 7.2 | 25 | 30 | 24 | 67 | 26 | 30 | 25 | 68 | | |
| | | 335A | 11.5 | 13.8 | 34 | 35 | 32 | 74 | 35 | 35 | 33 | 75 | | |
| | | 336A | 14.0 | 16.8 | 37 | 40 | 35 | 77 | 38 | 40 | 36 | 78 | | |
| | | 337A | 21.5 | 25.9 | 49 | 50 | 46 | 86 | 50 | 50 | 47 | 87 | | |
| | | 338A | 24.0 | 28.9 | 52 | 60 | 49 | 89 | 53 | 60 | 50 | 90 | | |
| 575-3-60 | STD | NONE | — | — | 11 | 15 | 11 | 45 | 13 | 15 | 13 | 47 | | |
| | | 340A | 15.0 | 14.4 | 29 | 30 | 27 | 59 | 31 | 35 | 30 | 61 | | |
| | | 341A | 21.0 | 20.2 | 37 | 40 | 34 | 65 | 39 | 40 | 36 | 67 | | |
| | MED | NONE | — | — | 12 | 15 | 12 | 46 | 14 | 15 | 14 | 48 | | |
| | | 340A | 15.0 | 14.4 | 30 | 30 | 28 | 60 | 32 | 35 | 30 | 62 | | |
| | | 341A | 21.0 | 20.2 | 37 | 40 | 35 | 66 | 39 | 40 | 37 | 68 | | |
| | HIGH | NONE | — | — | 13 | 15 | 12 | 47 | 14 | 20 | 14 | 49 | | |
| | | 340A | 15.0 | 14.4 | 31 | 35 | 29 | 61 | 32 | 35 | 31 | 63 | | |
| | | 341A | 21.0 | 20.2 | 38 | 40 | 36 | 67 | 40 | 40 | 38 | 69 | | |

Electrical data (cont)

RHV072 MCA MOCP Electrical Data

| RHV UNIT SIZE | NOM. V-Ph-Hz | IFM TYPE | ELECTRIC HEATER | | | NO CONVENIENCE OUTLET or UNPOWERED CONVENIENCE OUTLET | | | | | | | |
|---------------|--------------|----------|-----------------|-----------|-----------|---|-------------------|-----------------|---------|--|-------------------|-----------------|---------|
| | | | CRHEATER ****00 | NOM (kW) | FLA | No Power Exhaust | | | | With Power Exhaust (powered from unit) | | | |
| | | | | | | MCA | Fuse or HACR Brkr | Disconnect Size | | MCA | Fuse or HACR Brkr | Disconnect Size | |
| | | | | | | | | FLA | LRA | | | FLA | LRA |
| 072 | 208/230-3-60 | STD | NONE | — | — | 34 | 50 | 33 | 153 | 36 | 50 | 35 | 155 |
| | | | 324A | 4.9/6.5 | 13.6/15.6 | 51/53 | 60/60 | 49/51 | 167/169 | 53/55 | 60/60 | 51/53 | 169/171 |
| | | | 326A | 7.9/10.5 | 21.9/25.3 | 61/65 | 70/70 | 58/62 | 175/178 | 63/67 | 70/70 | 60/64 | 177/180 |
| | | | 328A | 12.0/16.0 | 33.4/38.5 | 75/82 | 80/90 | 71/77 | 186/192 | 77/84 | 80/90 | 74/79 | 188/194 |
| | | | 331A | 15.8/21.0 | 43.8/50.5 | 88/97 | 90/100 | 83/91 | 197/204 | 90/99 | 90/100 | 86/93 | 199/206 |
| | | | 332A | 18.4/24.5 | 51.1/58.9 | 98/107 | 100/110 | 92/101 | 204/212 | 99/109 | 100/110 | 94/103 | 206/214 |
| | | MED | NONE | — | — | 30 | 45 | 29 | 148 | 32 | 45 | 31 | 150 |
| | | | 324A | 4.9/6.5 | 13.6/15.6 | 47/49 | 60/60 | 44/47 | 162/164 | 49/51 | 60/60 | 47/49 | 164/166 |
| | | | 326A | 7.9/10.5 | 21.9/25.3 | 57/62 | 60/70 | 54/58 | 170/173 | 59/63 | 60/70 | 56/60 | 172/175 |
| | | | 328A | 12.0/16.0 | 33.4/38.5 | 72/78 | 80/80 | 67/73 | 181/187 | 74/80 | 80/80 | 69/75 | 183/189 |
| | | | 331A | 15.8/21.0 | 43.8/50.5 | 85/93 | 90/100 | 79/87 | 192/199 | 87/95 | 90/100 | 81/89 | 194/201 |
| | | | 332A | 18.4/24.5 | 51.1/58.9 | 94/104 | 100/110 | 88/96 | 199/207 | 96/105 | 100/110 | 90/99 | 201/209 |
| | | HIGH | NONE | — | — | 31 | 45 | 30 | 149 | 33 | 50 | 32 | 151 |
| | | | 324A | 4.9/6.5 | 13.6/15.6 | 48/50 | 60/60 | 46/48 | 163/165 | 50/52 | 60/60 | 48/50 | 165/167 |
| | | | 326A | 7.9/10.5 | 21.9/25.3 | 58/63 | 60/70 | 55/59 | 171/174 | 60/64 | 60/70 | 57/61 | 173/176 |
| | | | 328A | 12.0/16.0 | 33.4/38.5 | 73/79 | 80/80 | 68/74 | 182/188 | 75/81 | 80/90 | 70/76 | 184/190 |
| | | | 331A | 15.8/21.0 | 43.8/50.5 | 86/94 | 90/100 | 80/88 | 193/200 | 88/96 | 90/100 | 82/90 | 195/202 |
| | | | 332A | 18.4/24.5 | 51.1/58.9 | 95/105 | 100/110 | 89/98 | 200/208 | 97/106 | 100/110 | 91/100 | 202/210 |
| | 460-3-60 | STD | NONE | — | — | 14 | 20 | 13 | 71 | 15 | 20 | 14 | 72 |
| | | | 333A | 6.0 | 7.2 | 23 | 25 | 21 | 78 | 24 | 30 | 23 | 79 |
| | | | 335A | 11.5 | 13.8 | 31 | 35 | 29 | 85 | 32 | 35 | 30 | 86 |
| | | | 336A | 14.0 | 16.8 | 35 | 35 | 32 | 88 | 36 | 40 | 34 | 89 |
| | | | 337A | 21.5 | 25.9 | 46 | 50 | 43 | 97 | 47 | 50 | 44 | 98 |
| | | | 338A | 24.0 | 28.9 | 50 | 50 | 46 | 100 | 51 | 60 | 47 | 101 |
| | | MED | NONE | — | — | 14 | 20 | 14 | 72 | 15 | 20 | 15 | 73 |
| | | | 333A | 6.0 | 7.2 | 23 | 25 | 22 | 79 | 24 | 30 | 23 | 80 |
| | | | 335A | 11.5 | 13.8 | 32 | 35 | 30 | 86 | 33 | 35 | 31 | 87 |
| | | | 336A | 14.0 | 16.8 | 35 | 40 | 33 | 89 | 36 | 40 | 34 | 90 |
| | | | 337A | 21.5 | 25.9 | 47 | 50 | 43 | 98 | 48 | 50 | 45 | 99 |
| | | | 338A | 24.0 | 28.9 | 51 | 60 | 47 | 101 | 52 | 60 | 48 | 102 |
| | | HIGH | NONE | — | — | 15 | 20 | 14 | 72 | 16 | 20 | 15 | 73 |
| | | | 333A | 6.0 | 7.2 | 24 | 30 | 23 | 79 | 25 | 30 | 24 | 80 |
| | | | 335A | 11.5 | 13.8 | 32 | 35 | 30 | 86 | 33 | 35 | 31 | 87 |
| | | | 336A | 14.0 | 16.8 | 36 | 40 | 34 | 89 | 37 | 40 | 35 | 90 |
| | | | 337A | 21.5 | 25.9 | 47 | 50 | 44 | 98 | 48 | 50 | 45 | 99 |
| | | | 338A | 24.0 | 28.9 | 51 | 60 | 47 | 101 | 52 | 60 | 49 | 102 |
| 575-3-60 | STD | NONE | — | — | 12 | 15 | 11 | 60 | 14 | 20 | 14 | 62 | |
| | | 340A | 15.0 | 14.4 | 30 | 30 | 28 | 74 | 32 | 35 | 30 | 76 | |
| | | 341A | 21.0 | 20.2 | 37 | 40 | 35 | 80 | 39 | 40 | 37 | 82 | |
| | MED | NONE | — | — | 12 | 15 | 12 | 60 | 14 | 20 | 14 | 62 | |
| | | 340A | 15.0 | 14.4 | 30 | 35 | 28 | 74 | 32 | 35 | 30 | 76 | |
| | | 341A | 21.0 | 20.2 | 38 | 40 | 35 | 80 | 40 | 40 | 37 | 82 | |
| | HIGH | NONE | — | — | 13 | 15 | 12 | 61 | 15 | 20 | 14 | 63 | |
| | | 340A | 15.0 | 14.4 | 31 | 35 | 29 | 75 | 33 | 35 | 31 | 77 | |
| | | 341A | 21.0 | 20.2 | 38 | 40 | 35 | 81 | 40 | 40 | 38 | 83 | |

Electrical data (cont)

RHV072 MCA MOC P Electrical Data (cont)

| RHV UNIT SIZE | NOM. V-Ph-Hz | IFM TYPE | ELECTRIC HEATER | | | WITH POWERED CONVENIENCE OUTLET | | | | | | | |
|---------------------|-----------------|-------------|--------------------|-----------|-----------|---------------------------------|-------------------------|-----------------|---------|--|-------------------------|-----------------|---------|
| | | | CRHEATER ****00 | NOM (kW) | FLA | No Power Exhaust | | | | With Power Exhaust (powered from unit) | | | |
| | | | | | | MCA | Fuse or HACR Brkr | Disconnect Size | | MCA | Fuse or HACR Brkr | Disconnect Size | |
| | | | | | | | | FLA | LRA | | | FLA | LRA |
| 072 | 208/230-3-60 | STD | NONE | — | — | 38 | 50 | 39 | 158 | 40 | 50 | 41 | 160 |
| | | | 324A | 4.9/6.5 | 13.6/15.6 | 55/58 | 60/60 | 54/56 | 172/174 | 57/60 | 60/60 | 56/59 | 174/176 |
| | | | 326A | 7.9/10.5 | 21.9/25.3 | 66/70 | 70/80 | 64/68 | 180/183 | 68/72 | 70/80 | 66/70 | 182/185 |
| | | | 328A | 12.0/16.0 | 33.4/38.5 | 80/87 | 80/90 | 77/83 | 191/197 | 82/88 | 90/90 | 79/85 | 193/199 |
| | | | 331A | 15.8/21.0 | 43.8/50.5 | 93/102 | 100/110 | 89/97 | 202/209 | 95/103 | 100/110 | 91/99 | 204/211 |
| | | | 332A | 18.4/24.5 | 51.1/58.9 | 102/112 | 110/125 | 97/106 | 209/217 | 104/114 | 110/125 | 99/108 | 211/219 |
| | | MED | NONE | — | — | 35 | 50 | 34 | 153 | 37 | 50 | 36 | 155 |
| | | | 324A | 4.9/6.5 | 13.6/15.6 | 52/54 | 60/60 | 50/52 | 167/169 | 54/56 | 60/60 | 52/54 | 169/171 |
| | | | 326A | 7.9/10.5 | 21.9/25.3 | 62/66 | 70/70 | 59/63 | 175/178 | 64/68 | 70/70 | 62/66 | 177/180 |
| | | | 328A | 12.0/16.0 | 33.4/38.5 | 77/83 | 80/90 | 73/79 | 186/192 | 78/85 | 80/90 | 75/81 | 188/194 |
| | | | 331A | 15.8/21.0 | 43.8/50.5 | 90/98 | 90/100 | 85/92 | 197/204 | 91/100 | 100/100 | 87/95 | 199/206 |
| | | | 332A | 18.4/24.5 | 51.1/58.9 | 99/108 | 100/110 | 93/102 | 204/212 | 101/110 | 110/110 | 95/104 | 206/214 |
| | | HIGH | NONE | — | — | 36 | 50 | 35 | 154 | 38 | 50 | 38 | 156 |
| | | | 324A | 4.9/6.5 | 13.6/15.6 | 53/55 | 60/60 | 51/53 | 168/170 | 55/57 | 60/60 | 53/56 | 170/172 |
| | | | 326A | 7.9/10.5 | 21.9/25.3 | 63/67 | 70/70 | 61/65 | 176/179 | 65/69 | 70/80 | 63/67 | 178/181 |
| | | | 328A | 12.0/16.0 | 33.4/38.5 | 78/84 | 80/90 | 74/80 | 187/193 | 79/86 | 80/90 | 76/82 | 189/195 |
| | | | 331A | 15.8/21.0 | 43.8/50.5 | 91/99 | 100/100 | 86/93 | 198/205 | 92/101 | 100/110 | 88/96 | 200/207 |
| | | | 332A | 18.4/24.5 | 51.1/58.9 | 100/109 | 100/110 | 94/103 | 205/213 | 102/111 | 110/125 | 96/105 | 207/215 |
| | 460-3-60 | STD | NONE | — | — | 16 | 20 | 16 | 73 | 17 | 25 | 17 | 74 |
| | | | 333A | 6.0 | 7.2 | 25 | 30 | 24 | 80 | 26 | 30 | 25 | 81 |
| | | | 335A | 11.5 | 13.8 | 33 | 35 | 32 | 87 | 34 | 35 | 33 | 88 |
| | | | 336A | 14.0 | 16.8 | 37 | 40 | 35 | 90 | 38 | 40 | 36 | 91 |
| | | | 337A | 21.5 | 25.9 | 49 | 50 | 45 | 99 | 50 | 50 | 47 | 100 |
| | | | 338A | 24.0 | 28.9 | 52 | 60 | 49 | 102 | 53 | 60 | 50 | 103 |
| | | MED | NONE | — | — | 17 | 20 | 16 | 74 | 18 | 25 | 17 | 75 |
| | | | 333A | 6.0 | 7.2 | 26 | 30 | 24 | 81 | 27 | 30 | 26 | 82 |
| | | | 335A | 11.5 | 13.8 | 34 | 35 | 32 | 88 | 35 | 35 | 33 | 89 |
| | | | 336A | 14.0 | 16.8 | 38 | 40 | 36 | 91 | 39 | 40 | 37 | 92 |
| | | | 337A | 21.5 | 25.9 | 49 | 50 | 46 | 100 | 50 | 50 | 47 | 101 |
| | | | 338A | 24.0 | 28.9 | 53 | 60 | 49 | 103 | 54 | 60 | 51 | 104 |
| | | HIGH | NONE | — | — | 17 | 25 | 17 | 74 | 18 | 25 | 18 | 75 |
| | | | 333A | 6.0 | 7.2 | 26 | 30 | 25 | 81 | 27 | 30 | 26 | 82 |
| | | | 335A | 11.5 | 13.8 | 34 | 35 | 33 | 88 | 35 | 40 | 34 | 89 |
| | | | 336A | 14.0 | 16.8 | 38 | 40 | 36 | 91 | 39 | 40 | 37 | 92 |
| | | | 337A | 21.5 | 25.9 | 50 | 50 | 47 | 100 | 51 | 60 | 48 | 101 |
| | | | 338A | 24.0 | 28.9 | 53 | 60 | 50 | 103 | 54 | 60 | 51 | 104 |
| 575-3-60 | STD | NONE | — | — | 14 | 20 | 13 | 62 | 16 | 20 | 16 | 64 | |
| | | 340A | 15.0 | 14.4 | 32 | 35 | 30 | 76 | 34 | 35 | 32 | 78 | |
| | | 341A | 21.0 | 20.2 | 39 | 40 | 37 | 82 | 41 | 45 | 39 | 84 | |
| | MED | NONE | — | — | 14 | 20 | 14 | 62 | 16 | 20 | 16 | 64 | |
| | | 340A | 15.0 | 14.4 | 32 | 35 | 30 | 76 | 34 | 35 | 32 | 78 | |
| | | 341A | 21.0 | 20.2 | 39 | 40 | 37 | 82 | 41 | 45 | 39 | 84 | |
| | HIGH | NONE | — | — | 15 | 20 | 14 | 63 | 16 | 20 | 16 | 65 | |
| | | 340A | 15.0 | 14.4 | 33 | 35 | 31 | 77 | 34 | 35 | 33 | 79 | |
| | | 341A | 21.0 | 20.2 | 40 | 40 | 37 | 83 | 42 | 45 | 40 | 85 | |

Electrical data (cont)

RHV036 Electric Heat Data — without Non-Fused Disconnect

| RHV UNIT SIZE | NOM. V-Ph-Hz | IFM TYPE | ELECTRIC HEATER PART NUMBER | NOM (kW) | APPLICATION (kW) | APPLICATION OUTPUT (MBH) | SINGLE POINT OR JUNCTION PART NUMBER CRSINGLEXXXXA00 | | | | |
|----------------|----------------|----------------|-----------------------------|----------------|------------------|--------------------------|---|------------------------|--------------|------------------------|-----|
| | | | | | | | No CO or Unpowered CO | | With PWRD CO | | |
| | | | | | | | No PE | With PE (pwrd fr/unit) | No PE | With PE (pwrd fr/unit) | |
| 036 | 208/230-1-60 | STD | CRHEATER323A00 | 4.4 | 3.3/4.0 | 11.3/13.8 | — | — | — | — | |
| | | | CRHEATER324A00 | 6.5 | 4.9/6.0 | 16.7/20.4 | 037 | 037 | — | — | |
| | | | CRHEATER325A00 | 8.7 | 6.5/8.0 | 22.3/27.3 | 040 | 040 | — | — | |
| | | | CRHEATER326A00 | 10.5 | 7.9/9.6 | 26.9/32.9 | 040 | 040 | — | — | |
| | | CRHEATER327A00 | 13.0 | 9.8/11.9 | 33.3/40.7 | 041 | 041 | — | — | | |
| | | MED | CRHEATER323A00 | 4.4 | 3.3/4.0 | 11.3/13.8 | — | 037 | — | — | |
| | | | CRHEATER324A00 | 6.5 | 4.9/6.0 | 16.7/20.4 | 037 | 040 | — | — | |
| | | | CRHEATER325A00 | 8.7 | 6.5/8.0 | 22.3/27.3 | 040 | 040 | — | — | |
| | | | CRHEATER326A00 | 10.5 | 7.9/9.6 | 26.9/32.9 | 040 | 040 | — | — | |
| | | HIGH | CRHEATER327A00 | 13.0 | 9.8/11.9 | 33.3/40.7 | 041 | 041 | — | — | |
| | | | CRHEATER323A00 | 4.4 | 3.3/4.0 | 11.3/13.8 | 037 | 037 | — | — | |
| | | | CRHEATER324A00 | 6.5 | 4.9/6.0 | 16.7/20.4 | 040 | 040 | — | — | |
| | | | CRHEATER325A00 | 8.7 | 6.5/8.0 | 22.3/27.3 | 040 | 040 | — | — | |
| | | 208/230-3-60 | STD | CRHEATER323A00 | 4.4 | 3.3/4.0 | 11.3/13.8 | — | — | — | — |
| | | | | CRHEATER324A00 | 6.5 | 4.9/6.0 | 16.7/20.4 | — | — | — | — |
| | | | | CRHEATER325A00 | 8.7 | 6.5/8.0 | 22.3/27.3 | — | — | — | 037 |
| | CRHEATER326A00 | | | 10.5 | 7.9/9.6 | 26.9/32.9 | — | 037 | 037 | 037 | |
| | CRHEATER328A00 | | | 16.0 | 12.0/14.7 | 41.0/50.1 | 038 | 038 | 038 | 038 | |
| | MED | | CRHEATER323A00 | 4.4 | 3.3/4.0 | 11.3/13.8 | — | — | — | — | |
| | | | CRHEATER324A00 | 6.5 | 4.9/6.0 | 16.7/20.4 | — | — | — | — | |
| | | | CRHEATER325A00 | 8.7 | 6.5/8.0 | 22.3/27.3 | — | — | 037 | 037 | |
| | | | CRHEATER326A00 | 10.5 | 7.9/9.6 | 26.9/32.9 | 037 | 037 | 037 | 037 | |
| | HIGH | | CRHEATER328A00 | 16.0 | 12.0/14.7 | 41.0/50.1 | 038 | 038 | 038 | 038 | |
| | | | CRHEATER323A00 | 4.4 | 3.3/4.0 | 11.3/13.8 | — | — | — | — | |
| | | | CRHEATER324A00 | 6.5 | 4.9/6.0 | 16.7/20.4 | — | — | — | — | |
| | | | CRHEATER325A00 | 8.7 | 6.5/8.0 | 22.3/27.3 | — | — | 037 | 037 | |
| | | | CRHEATER326A00 | 10.5 | 7.9/9.6 | 26.9/32.9 | 037 | 037 | 037 | 038 | |
| | 460-3-60 | | STD | CRHEATER333A00 | 6.0 | 5.5 | 18.8 | — | — | — | — |
| | | | | CRHEATER334A00 | 8.8 | 8.1 | 27.6 | — | — | — | — |
| | | CRHEATER335A00 | | 11.5 | 10.6 | 36.0 | — | — | — | — | |
| | | CRHEATER336A00 | | 14.0 | 12.9 | 43.9 | — | — | — | — | |
| | | MED | CRHEATER333A00 | 6.0 | 5.5 | 18.8 | — | — | — | — | |
| | | | CRHEATER334A00 | 8.8 | 8.1 | 27.6 | — | — | — | — | |
| | | | CRHEATER335A00 | 11.5 | 10.6 | 36.0 | — | — | — | — | |
| | | | CRHEATER336A00 | 14.0 | 12.9 | 43.9 | — | — | — | — | |
| | | HIGH | CRHEATER333A00 | 6.0 | 5.5 | 18.8 | — | — | — | — | |
| CRHEATER334A00 | | | 8.8 | 8.1 | 27.6 | — | — | — | — | | |
| CRHEATER335A00 | | | 11.5 | 10.6 | 36.0 | — | — | — | — | | |
| CRHEATER336A00 | | | 14.0 | 12.9 | 43.9 | — | — | — | — | | |
| 575-3-60 | | STD | CRHEATER339A00 | 10.0 | 9.2 | 31.3 | — | — | — | — | |
| | | | CRHEATER340A00 | 15.0 | 13.8 | 47.0 | — | — | — | — | |
| | | MED | CRHEATER339A00 | 10.0 | 9.2 | 31.3 | — | — | — | — | |
| | | | CRHEATER340A00 | 15.0 | 13.8 | 47.0 | — | — | — | — | |
| | HIGH | CRHEATER339A00 | 10.0 | 9.2 | 31.3 | — | — | — | — | | |
| | | CRHEATER340A00 | 15.0 | 13.8 | 47.0 | — | — | — | — | | |

Electrical data (cont)

RHV036 Electric Heat Data — with Non-Fused Disconnect

| RHV UNIT SIZE | NOM. V-Ph-Hz | IFM TYPE | ELECTRIC HEATER PART NUMBER | NOM (kW) | APPLICATION (kW) | APPLICATION OUTPUT (MBH) | SINGLE POINT OR JUNCTION PART NUMBER CRSINGLEXXXXA00 | | | |
|----------------|----------------|----------------|-----------------------------|-----------|------------------|--------------------------|---|------------------------|--------------|------------------------|
| | | | | | | | No CO or Unpowered CO | | With PWRD CO | |
| | | | | | | | No PE | With PE (pwrd fr/unit) | No PE | With PE (pwrd fr/unit) |
| 036 | 208/230-1-60 | STD | CRHEATER323A00 | 4.4 | 3.3/4.0 | 11.3/13.8 | 037 | 037 | — | — |
| | | | CRHEATER324A00 | 6.5 | 4.9/6.0 | 16.7/20.4 | 037 | 037 | — | — |
| | | | CRHEATER325A00 | 8.7 | 6.5/8.0 | 22.3/27.3 | 040 | 040 | — | — |
| | | | CRHEATER326A00 | 10.5 | 7.9/9.6 | 26.9/32.9 | 040 | 040 | — | — |
| | | CRHEATER327A00 | 13.0 | 9.8/11.9 | 33.3/40.7 | 041 | 041 | — | — | |
| | | MED | CRHEATER323A00 | 4.4 | 3.3/4.0 | 11.3/13.8 | 037 | 037 | — | — |
| | | | CRHEATER324A00 | 6.5 | 4.9/6.0 | 16.7/20.4 | 037 | 040 | — | — |
| | | | CRHEATER325A00 | 8.7 | 6.5/8.0 | 22.3/27.3 | 040 | 040 | — | — |
| | | | CRHEATER326A00 | 10.5 | 7.9/9.6 | 26.9/32.9 | 040 | 040 | — | — |
| | | CRHEATER327A00 | 13.0 | 9.8/11.9 | 33.3/40.7 | 041 | 041 | — | — | |
| | | HIGH | CRHEATER323A00 | 4.4 | 3.3/4.0 | 11.3/13.8 | 037 | 037 | — | — |
| | | | CRHEATER324A00 | 6.5 | 4.9/6.0 | 16.7/20.4 | 040 | 040 | — | — |
| | CRHEATER325A00 | | 8.7 | 6.5/8.0 | 22.3/27.3 | 040 | 040 | — | — | |
| | CRHEATER326A00 | | 10.5 | 7.9/9.6 | 26.9/32.9 | 040 | 040 | — | — | |
| | CRHEATER327A00 | 13.0 | 9.8/11.9 | 33.3/40.7 | 041 | 041 | — | — | | |
| | 208/230-3-60 | STD | CRHEATER323A00 | 4.4 | 3.3/4.0 | 11.3/13.8 | 037 | 037 | 037 | 037 |
| | | | CRHEATER324A00 | 6.5 | 4.9/6.0 | 16.7/20.4 | 037 | 037 | 037 | 037 |
| | | | CRHEATER325A00 | 8.7 | 6.5/8.0 | 22.3/27.3 | 037 | 037 | 037 | 037 |
| | | | CRHEATER326A00 | 10.5 | 7.9/9.6 | 26.9/32.9 | 037 | 037 | 037 | 037 |
| | | CRHEATER328A00 | 16.0 | 12.0/14.7 | 41.0/50.1 | 038 | 038 | 038 | 038 | |
| | | MED | CRHEATER323A00 | 4.4 | 3.3/4.0 | 11.3/13.8 | 037 | 037 | 037 | 037 |
| | | | CRHEATER324A00 | 6.5 | 4.9/6.0 | 16.7/20.4 | 037 | 037 | 037 | 037 |
| | | | CRHEATER325A00 | 8.7 | 6.5/8.0 | 22.3/27.3 | 037 | 037 | 037 | 037 |
| | | | CRHEATER326A00 | 10.5 | 7.9/9.6 | 26.9/32.9 | 037 | 037 | 037 | 037 |
| | | CRHEATER328A00 | 16.0 | 12.0/14.7 | 41.0/50.1 | 038 | 038 | 038 | 038 | |
| | | HIGH | CRHEATER323A00 | 4.4 | 3.3/4.0 | 11.3/13.8 | 037 | 037 | 037 | 037 |
| | | | CRHEATER324A00 | 6.5 | 4.9/6.0 | 16.7/20.4 | 037 | 037 | 037 | 037 |
| | CRHEATER325A00 | | 8.7 | 6.5/8.0 | 22.3/27.3 | 037 | 037 | 037 | 037 | |
| | CRHEATER326A00 | | 10.5 | 7.9/9.6 | 26.9/32.9 | 037 | 037 | 037 | 038 | |
| | CRHEATER328A00 | 16.0 | 12.0/14.7 | 41.0/50.1 | 038 | 038 | 038 | 038 | | |
| | 460-3-60 | STD | CRHEATER333A00 | 6.0 | 5.5 | 18.8 | — | — | — | — |
| | | | CRHEATER334A00 | 8.8 | 8.1 | 27.6 | — | — | — | — |
| | | | CRHEATER335A00 | 11.5 | 10.6 | 36.0 | — | — | — | — |
| | | | CRHEATER336A00 | 14.0 | 12.9 | 43.9 | — | — | — | — |
| | | MED | CRHEATER333A00 | 6.0 | 5.5 | 18.8 | — | — | — | — |
| | | | CRHEATER334A00 | 8.8 | 8.1 | 27.6 | — | — | — | — |
| CRHEATER335A00 | | | 11.5 | 10.6 | 36.0 | — | — | — | — | |
| CRHEATER336A00 | | | 14.0 | 12.9 | 43.9 | — | — | — | — | |
| HIGH | | CRHEATER333A00 | 6.0 | 5.5 | 18.8 | — | — | — | — | |
| | | CRHEATER334A00 | 8.8 | 8.1 | 27.6 | — | — | — | — | |
| | | CRHEATER335A00 | 11.5 | 10.6 | 36.0 | — | — | — | — | |
| | | CRHEATER336A00 | 14.0 | 12.9 | 43.9 | — | — | — | — | |
| 575-3-60 | STD | CRHEATER339A00 | 10.0 | 9.2 | 31.3 | — | — | — | — | |
| | | CRHEATER340A00 | 15.0 | 13.8 | 47.0 | — | — | — | — | |
| | MED | CRHEATER339A00 | 10.0 | 9.2 | 31.3 | — | — | — | — | |
| | | CRHEATER340A00 | 15.0 | 13.8 | 47.0 | — | — | — | — | |
| | HIGH | CRHEATER339A00 | 10.0 | 9.2 | 31.3 | — | — | — | — | |
| | | CRHEATER340A00 | 15.0 | 13.8 | 47.0 | — | — | — | — | |

Electrical data (cont)

RHV048 Electric Heat Data — without Non-Fused Disconnect

| RHV UNIT SIZE | NOM. V-Ph-Hz | IFM TYPE | ELECTRIC HEATER PART NUMBER | NOM (kW) | APPLICATION (kW) | APPLICATION OUTPUT (MBH) | SINGLE POINT OR JUNCTION PART NUMBER CRSINGLEXXXA00 | | | | |
|---------------|--------------|----------------|-----------------------------|----------------|------------------|--------------------------|--|------------------------|--------------|------------------------|---|
| | | | | | | | No CO or Unpowered CO | | With PWRD CO | | |
| | | | | | | | No PE | With PE (pwrd fr/unit) | No PE | With PE (pwrd fr/unit) | |
| 048 | 208/230-3-60 | STD | CRHEATER323A00 | 4.4 | 3.3/4.0 | 11.3/13.8 | — | — | — | — | |
| | | | CRHEATER324A00 | 6.5 | 4.9/6.0 | 16.7/20.4 | — | — | — | — | |
| | | | CRHEATER325A00 | 8.7 | 6.5/8.0 | 22.3/27.3 | — | 037 | 037 | 037 | |
| | | | CRHEATER328A00 | 16.0 | 12.0/14.7 | 41.0/50.1 | 038 | 038 | 038 | 038 | |
| | | | CRHEATER330A00 | 19.2 | 14.4/17.6 | 49.2/60.2 | 039 | 039 | 039 | 039 | |
| | | | CRHEATER331A00 | 21.0 | 15.8/19.3 | 53.8/65.8 | 039 | 039 | 039 | 039 | |
| | | MED | CRHEATER323A00 | 4.4 | 3.3/4.0 | 11.3/13.8 | — | — | — | — | |
| | | | CRHEATER324A00 | 6.5 | 4.9/6.0 | 16.7/20.4 | — | — | — | 037 | |
| | | | CRHEATER325A00 | 8.7 | 6.5/8.0 | 22.3/27.3 | 037 | 037 | 037 | 037 | |
| | | | CRHEATER328A00 | 16.0 | 12.0/14.7 | 41.0/50.1 | 038 | 038 | 038 | 038 | |
| | | | CRHEATER330A00 | 19.2 | 14.4/17.6 | 49.2/60.2 | 039 | 039 | 039 | 039 | |
| | | | CRHEATER331A00 | 21.0 | 15.8/19.3 | 53.8/65.8 | 039 | 039 | 039 | 039 | |
| | | HIGH | CRHEATER323A00 | 4.4 | 3.3/4.0 | 11.3/13.8 | — | — | — | — | |
| | | | CRHEATER324A00 | 6.5 | 4.9/6.0 | 16.7/20.4 | — | — | — | — | |
| | | | CRHEATER325A00 | 8.7 | 6.5/8.0 | 22.3/27.3 | — | 037 | 037 | 037 | |
| | | | CRHEATER328A00 | 16.0 | 12.0/14.7 | 41.0/50.1 | 038 | 038 | 038 | 038 | |
| | | | CRHEATER330A00 | 19.2 | 14.4/17.6 | 49.2/60.2 | 039 | 039 | 039 | 039 | |
| | | | CRHEATER331A00 | 21.0 | 15.8/19.3 | 53.8/65.8 | 039 | 039 | 039 | 039 | |
| | 460-3-60 | STD | CRHEATER333A00 | 6.0 | 5.5 | 18.8 | — | — | — | — | |
| | | | CRHEATER335A00 | 11.5 | 10.6 | 36.0 | — | — | — | — | |
| | | | CRHEATER336A00 | 14.0 | 12.9 | 43.9 | — | — | — | — | |
| | | | CRHEATER337A00 | 21.5 | 19.7 | 67.4 | 037 | 037 | 037 | 037 | |
| | | | MED | CRHEATER333A00 | 6.0 | 5.5 | 18.8 | — | — | — | — |
| | | | | CRHEATER335A00 | 11.5 | 10.6 | 36.0 | — | — | — | — |
| | | CRHEATER336A00 | | 14.0 | 12.9 | 43.9 | — | — | — | — | |
| | | CRHEATER337A00 | | 21.5 | 19.7 | 67.4 | 037 | 037 | 037 | 037 | |
| | | HIGH | CRHEATER333A00 | 6.0 | 5.5 | 18.8 | — | — | — | — | |
| | | | CRHEATER335A00 | 11.5 | 10.6 | 36.0 | — | — | — | — | |
| | | | CRHEATER336A00 | 14.0 | 12.9 | 43.9 | — | — | — | — | |
| | | | CRHEATER337A00 | 21.5 | 19.7 | 67.4 | 037 | 037 | 037 | 037 | |
| | | 575-3-60 | STD | CRHEATER339A00 | 10.0 | 9.2 | 31.3 | — | — | — | — |
| | | | | CRHEATER340A00 | 15.0 | 13.8 | 47.0 | — | — | — | — |
| | | | MED | CRHEATER339A00 | 10.0 | 9.2 | 31.3 | — | — | — | — |
| | | | | CRHEATER340A00 | 15.0 | 13.8 | 47.0 | — | — | — | — |
| | | | HIGH | CRHEATER339A00 | 10.0 | 9.2 | 31.3 | — | — | — | — |
| | | | | CRHEATER340A00 | 15.0 | 13.8 | 47.0 | — | — | — | — |

Electrical data (cont)

RHV048 Electric Heat Data — with Non-Fused Disconnect

| RHV UNIT SIZE | NOM. V-Ph-Hz | IFM TYPE | ELECTRIC HEATER PART NUMBER | NOM (kW) | APPLICATION (kW) | APPLICATION OUTPUT (MBH) | SINGLE POINT OR JUNCTION PART NUMBER CRSINGLEXXXXA00 | | | | |
|---------------------|-----------------|----------------|--------------------------------|----------------|---------------------|-----------------------------|---|---------------------------|--------------|---------------------------|---|
| | | | | | | | No CO or Unpowered CO | | With PWRD CO | | |
| | | | | | | | No PE | With PE (pwrd fr/unit) | No PE | With PE (pwrd fr/unit) | |
| 048 | 208/230-3-60 | STD | CRHEATER323A00 | 4.4 | 3.3/4.0 | 11.3/13.8 | 037 | 037 | 037 | 037 | |
| | | | CRHEATER324A00 | 6.5 | 4.9/6.0 | 16.7/20.4 | 037 | 037 | 037 | 037 | |
| | | | CRHEATER325A00 | 8.7 | 6.5/8.0 | 22.3/27.3 | 037 | 037 | 037 | 037 | |
| | | | CRHEATER328A00 | 16.0 | 12.0/14.7 | 41.0/50.1 | 038 | 038 | 038 | 038 | |
| | | | CRHEATER330A00 | 19.2 | 14.4/17.6 | 49.2/60.2 | 039 | 039 | 039 | 039 | |
| | | CRHEATER331A00 | 21.0 | 15.8/19.3 | 53.8/65.8 | 039 | 039 | 039 | 039 | | |
| | | MED | CRHEATER323A00 | 4.4 | 3.3/4.0 | 11.3/13.8 | 037 | 037 | 037 | 037 | |
| | | | CRHEATER324A00 | 6.5 | 4.9/6.0 | 16.7/20.4 | 037 | 037 | 037 | 037 | |
| | | | CRHEATER325A00 | 8.7 | 6.5/8.0 | 22.3/27.3 | 037 | 037 | 037 | 037 | |
| | | | CRHEATER328A00 | 16.0 | 12.0/14.7 | 41.0/50.1 | 038 | 038 | 038 | 038 | |
| | | | CRHEATER330A00 | 19.2 | 14.4/17.6 | 49.2/60.2 | 039 | 039 | 039 | 039 | |
| | | HIGH | CRHEATER331A00 | 21.0 | 15.8/19.3 | 53.8/65.8 | 039 | 039 | 039 | 039 | |
| | | | CRHEATER323A00 | 4.4 | 3.3/4.0 | 11.3/13.8 | 037 | 037 | 037 | 037 | |
| | | | CRHEATER324A00 | 6.5 | 4.9/6.0 | 16.7/20.4 | 037 | 037 | 037 | 037 | |
| | | | CRHEATER325A00 | 8.7 | 6.5/8.0 | 22.3/27.3 | 037 | 037 | 037 | 037 | |
| | | | CRHEATER328A00 | 16.0 | 12.0/14.7 | 41.0/50.1 | 038 | 038 | 038 | 038 | |
| | | 460-3-60 | STD | CRHEATER333A00 | 6.0 | 5.5 | 18.8 | — | — | — | — |
| | | | | CRHEATER335A00 | 11.5 | 10.6 | 36.0 | — | — | — | — |
| | CRHEATER336A00 | | | 14.0 | 12.9 | 43.9 | — | — | — | — | |
| | CRHEATER337A00 | | | 21.5 | 19.7 | 67.4 | 037 | 037 | 037 | 037 | |
| | CRHEATER333A00 | | | 6.0 | 5.5 | 18.8 | — | — | — | — | |
| | MED | | CRHEATER335A00 | 11.5 | 10.6 | 36.0 | — | — | — | — | |
| | | | CRHEATER336A00 | 14.0 | 12.9 | 43.9 | — | — | — | — | |
| | | | CRHEATER337A00 | 21.5 | 19.7 | 67.4 | 037 | 037 | 037 | 037 | |
| | HIGH | | CRHEATER333A00 | 6.0 | 5.5 | 18.8 | — | — | — | — | |
| | | | CRHEATER335A00 | 11.5 | 10.6 | 36.0 | — | — | — | — | |
| | | | CRHEATER336A00 | 14.0 | 12.9 | 43.9 | — | — | — | — | |
| | | | CRHEATER337A00 | 21.5 | 19.7 | 67.4 | 037 | 037 | 037 | 037 | |
| | 575-3-60 | | STD | CRHEATER339A00 | 10.0 | 9.2 | 31.3 | — | — | — | — |
| | | | | CRHEATER340A00 | 15.0 | 13.8 | 47.0 | — | — | — | — |
| | | | MED | CRHEATER339A00 | 10.0 | 9.2 | 31.3 | — | — | — | — |
| | | | | CRHEATER340A00 | 15.0 | 13.8 | 47.0 | — | — | — | — |
| | | | HIGH | CRHEATER339A00 | 10.0 | 9.2 | 31.3 | — | — | — | — |
| | | | | CRHEATER340A00 | 15.0 | 13.8 | 47.0 | — | — | — | — |

Electrical data (cont)

RHV049 Electric Heat Data — without Non-Fused Disconnect

| RHV UNIT SIZE | NOM. V-Ph-Hz | IFM TYPE | ELECTRIC HEATER PART NUMBER | NOM (kW) | APPLICATION (kW) | APPLICATION OUTPUT (MBH) | SINGLE POINT OR JUNCTION PART NUMBER CRSINGLEXXXA00 | | | |
|---------------|--------------|----------------|-----------------------------|-----------|------------------|--------------------------|--|------------------------|--------------|------------------------|
| | | | | | | | No CO or Unpowered CO | | With PWRD CO | |
| | | | | | | | No PE | With PE (pwrd fr/unit) | No PE | With PE (pwrd fr/unit) |
| 049 | 208/230-1-60 | STD | CRHEATER323A00 | 4.4 | 3.3/4.0 | 11.3/13.8 | 040 | 040 | 040 | 040 |
| | | | CRHEATER325A00 | 8.7 | 6.5/8.0 | 22.3/27.3 | 040 | 040 | 040 | 040 |
| | | | CRHEATER327A00 | 13.0 | 9.8/11.9 | 33.3/40.7 | 041 | 041 | 041 | 041 |
| | | | CRHEATER329A00 | 17.4 | 13.1/16.0 | 44.6/54.5 | 041 | 041 | 041 | 041 |
| | | | CRHEATER330A00 | 19.2 | 14.4/17.6 | 49.2/60.2 | 041 | 041 | 041 | 041 |
| | | CRHEATER331A00 | 21.0 | 15.8/19.3 | 53.8/65.8 | 041 | 041 | 041 | 041 | |
| | | MED | CRHEATER323A00 | 4.4 | 3.3/4.0 | 11.3/13.8 | 040 | 040 | 040 | 040 |
| | | | CRHEATER325A00 | 8.7 | 6.5/8.0 | 22.3/27.3 | 040 | 040 | 040 | 040 |
| | | | CRHEATER327A00 | 13.0 | 9.8/11.9 | 33.3/40.7 | 041 | 041 | 041 | 041 |
| | | | CRHEATER329A00 | 17.4 | 13.1/16.0 | 44.6/54.5 | 041 | 041 | 041 | 041 |
| | | | CRHEATER330A00 | 19.2 | 14.4/17.6 | 49.2/60.2 | 041 | 041 | 041 | 041 |
| | | CRHEATER331A00 | 21.0 | 15.8/19.3 | 53.8/65.8 | 041 | 041 | 041 | 041 | |
| | | HIGH | CRHEATER323A00 | 4.4 | 3.3/4.0 | 11.3/13.8 | 040 | 040 | 040 | 040 |
| | | | CRHEATER325A00 | 8.7 | 6.5/8.0 | 22.3/27.3 | 040 | 040 | 040 | 040 |
| | | | CRHEATER327A00 | 13.0 | 9.8/11.9 | 33.3/40.7 | 041 | 041 | 041 | 041 |
| | | | CRHEATER329A00 | 17.4 | 13.1/16.0 | 44.6/54.5 | 041 | 041 | 041 | 041 |
| | | | CRHEATER330A00 | 19.2 | 14.4/17.6 | 49.2/60.2 | 041 | 041 | 041 | 041 |
| | | CRHEATER331A00 | 21.0 | 15.8/19.3 | 53.8/65.8 | 041 | 041 | 041 | 041 | |

RHV049 Electric Heat Data — with Non-Fused Disconnect

| RHV UNIT SIZE | NOM. V-Ph-Hz | IFM TYPE | ELECTRIC HEATER PART NUMBER | NOM (kW) | APPLICATION (kW) | APPLICATION OUTPUT (MBH) | SINGLE POINT OR JUNCTION PART NUMBER CRSINGLEXXXA00 | | | |
|---------------|--------------|----------------|-----------------------------|-----------|------------------|--------------------------|--|------------------------|--------------|------------------------|
| | | | | | | | No CO or Unpowered CO | | With PWRD CO | |
| | | | | | | | No PE | With PE (pwrd fr/unit) | No PE | With PE (pwrd fr/unit) |
| 049 | 208/230-1-60 | STD | CRHEATER323A00 | 4.4 | 3.3/4.0 | 11.3/13.8 | 040 | 040 | 040 | 040 |
| | | | CRHEATER325A00 | 8.7 | 6.5/8.0 | 22.3/27.3 | 040 | 040 | 040 | 040 |
| | | | CRHEATER327A00 | 13.0 | 9.8/11.9 | 33.3/40.7 | 041 | 041 | 041 | 041 |
| | | | CRHEATER329A00 | 17.4 | 13.1/16.0 | 44.6/54.5 | 041 | 041 | 041 | 041 |
| | | | CRHEATER330A00 | 19.2 | 14.4/17.6 | 49.2/60.2 | 041 | 041 | 041 | 041 |
| | | CRHEATER331A00 | 21.0 | 15.8/19.3 | 53.8/65.8 | 041 | 041 | 041 | 041 | |
| | | MED | CRHEATER323A00 | 4.4 | 3.3/4.0 | 11.3/13.8 | 040 | 040 | 040 | 040 |
| | | | CRHEATER325A00 | 8.7 | 6.5/8.0 | 22.3/27.3 | 040 | 040 | 040 | 040 |
| | | | CRHEATER327A00 | 13.0 | 9.8/11.9 | 33.3/40.7 | 041 | 041 | 041 | 041 |
| | | | CRHEATER329A00 | 17.4 | 13.1/16.0 | 44.6/54.5 | 041 | 041 | 041 | 041 |
| | | | CRHEATER330A00 | 19.2 | 14.4/17.6 | 49.2/60.2 | 041 | 041 | 041 | 041 |
| | | CRHEATER331A00 | 21.0 | 15.8/19.3 | 53.8/65.8 | 041 | 041 | 041 | 041 | |
| | | HIGH | CRHEATER323A00 | 4.4 | 3.3/4.0 | 11.3/13.8 | 040 | 040 | 040 | 040 |
| | | | CRHEATER325A00 | 8.7 | 6.5/8.0 | 22.3/27.3 | 040 | 040 | 040 | 040 |
| | | | CRHEATER327A00 | 13.0 | 9.8/11.9 | 33.3/40.7 | 041 | 041 | 041 | 041 |
| | | | CRHEATER329A00 | 17.4 | 13.1/16.0 | 44.6/54.5 | 041 | 041 | 041 | 041 |
| | | | CRHEATER330A00 | 19.2 | 14.4/17.6 | 49.2/60.2 | 041 | 041 | 041 | 041 |
| | | CRHEATER331A00 | 21.0 | 15.8/19.3 | 53.8/65.8 | 041 | 041 | 041 | 041 | |

Electrical data (cont)

RHV060 Electric Heat Data — without Non-Fused Disconnect

| RHV UNIT SIZE | NOM. V-Ph-Hz | IFM TYPE | ELECTRIC HEATER PART NUMBER | NOM (kW) | APPLICATION (kW) | APPLICATION OUTPUT (MBH) | SINGLE POINT OR JUNCTION PART NUMBER CRSINGLEXXXXA00 | | | | | |
|---------------------|-----------------|----------------|--------------------------------|----------------|---------------------|-----------------------------|---|---------------------------|--------------|---------------------------|-----|-----|
| | | | | | | | No CO or Unpowered CO | | With PWRD CO | | | |
| | | | | | | | No PE | With PE (pwrd fr/unit) | No PE | With PE (pwrd fr/unit) | | |
| 060 | 208/230-1-60 | STD | CRHEATER324A00 | 6.5 | 4.9/6.0 | 16.7/20.4 | 040 | 040 | — | — | | |
| | | | CRHEATER325A00 | 8.7 | 6.5/8.0 | 22.3/27.3 | 040 | 040 | — | — | | |
| | | | CRHEATER327A00 | 13.0 | 9.8/11.9 | 33.3/40.7 | 041 | 041 | — | — | | |
| | | | CRHEATER329A00 | 17.4 | 13.1/16.0 | 44.6/54.5 | 041 | 041 | — | — | | |
| | | | CRHEATER331A00 | 21.0 | 15.8/19.3 | 53.8/65.8 | 041 | 041 | — | — | | |
| | | MED | CRHEATER324A00 | 6.5 | 4.9/6.0 | 16.7/20.4 | 040 | 040 | — | — | | |
| | | | CRHEATER325A00 | 8.7 | 6.5/8.0 | 22.3/27.3 | 040 | 040 | — | — | | |
| | | | CRHEATER327A00 | 13.0 | 9.8/11.9 | 33.3/40.7 | 041 | 041 | — | — | | |
| | | | CRHEATER329A00 | 17.4 | 13.1/16.0 | 44.6/54.5 | 041 | 041 | — | — | | |
| | | | CRHEATER331A00 | 21.0 | 15.8/19.3 | 53.8/65.8 | 041 | 041 | — | — | | |
| | | | 208/230-3-60 | STD | CRHEATER324A00 | 6.5 | 4.9/6.0 | 16.7/20.4 | — | 037 | 037 | 037 |
| | | | | | CRHEATER326A00 | 10.5 | 7.9/9.6 | 26.9/32.9 | 038 | 038 | 038 | 038 |
| | CRHEATER328A00 | 16.0 | | | 12.0/14.7 | 41.0/50.1 | 038 | 038 | 038 | 038 | | |
| | CRHEATER331A00 | 21.0 | | | 15.8/19.3 | 53.8/65.8 | 039 | 039 | 039 | 039 | | |
| | CRHEATER332A00 | 24.5 | | | 18.4/22.5 | 62.8/76.8 | 039 | 039 | 039 | 039 | | |
| | MED | CRHEATER324A00 | | 6.5 | 4.9/6.0 | 16.7/20.4 | — | 037 | 037 | 037 | | |
| | | CRHEATER326A00 | | 10.5 | 7.9/9.6 | 26.9/32.9 | 038 | 038 | 038 | 038 | | |
| | | CRHEATER328A00 | | 16.0 | 12.0/14.7 | 41.0/50.1 | 038 | 038 | 038 | 038 | | |
| | | CRHEATER331A00 | | 21.0 | 15.8/19.3 | 53.8/65.8 | 039 | 039 | 039 | 039 | | |
| | | CRHEATER332A00 | | 24.5 | 18.4/22.5 | 62.8/76.8 | 039 | 039 | 039 | 039 | | |
| | | HIGH | | CRHEATER324A00 | 6.5 | 4.9/6.0 | 16.7/20.4 | — | — | 037 | 037 | |
| | | | | CRHEATER326A00 | 10.5 | 7.9/9.6 | 26.9/32.9 | 037 | 038 | 038 | 038 | |
| | CRHEATER328A00 | | 16.0 | 12.0/14.7 | 41.0/50.1 | 038 | 038 | 038 | 038 | | | |
| | CRHEATER331A00 | | 21.0 | 15.8/19.3 | 53.8/65.8 | 039 | 039 | 039 | 039 | | | |
| | CRHEATER332A00 | | 24.5 | 18.4/22.5 | 62.8/76.8 | 039 | 039 | 039 | 039 | | | |
| | 460-3-60 | STD | CRHEATER333A00 | 6.0 | 5.5 | 18.8 | — | — | — | — | | |
| | | | CRHEATER335A00 | 11.5 | 10.6 | 36.0 | — | — | — | — | | |
| | | | CRHEATER336A00 | 14.0 | 12.9 | 43.9 | — | — | — | — | | |
| | | | CRHEATER337A00 | 21.5 | 19.7 | 67.4 | 037 | 037 | 037 | 037 | | |
| | | | CRHEATER338A00 | 24.0 | 22.0 | 75.2 | 037 | 037 | 037 | 037 | | |
| | | MED | CRHEATER333A00 | 6.0 | 5.5 | 18.8 | — | — | — | — | | |
| | | | CRHEATER335A00 | 11.5 | 10.6 | 36.0 | — | — | — | — | | |
| | | | CRHEATER336A00 | 14.0 | 12.9 | 43.9 | — | — | — | — | | |
| | | | CRHEATER337A00 | 21.5 | 19.7 | 67.4 | 037 | 037 | 037 | 037 | | |
| | | | CRHEATER338A00 | 24.0 | 22.0 | 75.2 | 037 | 037 | 037 | 037 | | |
| | | HIGH | CRHEATER333A00 | 6.0 | 5.5 | 18.8 | — | — | — | — | | |
| CRHEATER335A00 | | | 11.5 | 10.6 | 36.0 | — | — | — | — | | | |
| CRHEATER336A00 | | | 14.0 | 12.9 | 43.9 | — | — | — | — | | | |
| CRHEATER337A00 | | | 21.5 | 19.7 | 67.4 | 037 | 037 | 037 | 037 | | | |
| CRHEATER338A00 | | | 24.0 | 22.0 | 75.2 | 037 | 037 | 037 | 037 | | | |
| 575-3-60 | | | STD | CRHEATER340A00 | 15.0 | 13.8 | 47.0 | — | — | — | — | |
| | | | | CRHEATER341A00 | 21.0 | 19.3 | 65.8 | 037 | 037 | 037 | 037 | |
| | | | MED | CRHEATER340A00 | 15.0 | 13.8 | 47.0 | — | — | — | — | |
| | CRHEATER341A00 | 21.0 | | 19.3 | 65.8 | 037 | 037 | 037 | 037 | | | |
| | HIGH | CRHEATER340A00 | 15.0 | 13.8 | 47.0 | — | — | — | — | | | |
| CRHEATER341A00 | 21.0 | 19.3 | 65.8 | 037 | 037 | 037 | 037 | | | | | |

Electrical data (cont)

RHV060 Electric Heat Data — with Non-Fused Disconnect

| RHV UNIT SIZE | NOM. V-Ph-Hz | IFM TYPE | ELECTRIC HEATER PART NUMBER | NOM (kW) | APPLICATION (kW) | APPLICATION OUTPUT (MBH) | SINGLE POINT OR JUNCTION PART NUMBER CRSINGLEXXXA00 | | | | |
|----------------|----------------|----------------|-----------------------------|----------------|------------------|--------------------------|--|------------------------|--------------|------------------------|-----|
| | | | | | | | No CO or Unpowered CO | | With PWRD CO | | |
| | | | | | | | No PE | With PE (pwrd fr/unit) | No PE | With PE (pwrd fr/unit) | |
| 060 | 208/230-1-60 | STD | CRHEATER324A00 | 6.5 | 4.9/6.0 | 16.7/20.4 | 040 | 040 | — | — | |
| | | | CRHEATER325A00 | 8.7 | 6.5/8.0 | 22.3/27.3 | 040 | 040 | — | — | |
| | | | CRHEATER327A00 | 13.0 | 9.8/11.9 | 33.3/40.7 | 041 | 041 | — | — | |
| | | | CRHEATER329A00 | 17.4 | 13.1/16.0 | 44.6/54.5 | 041 | 041 | — | — | |
| | | | CRHEATER331A00 | 21.0 | 15.8/19.3 | 53.8/65.8 | 041 | 041 | — | — | |
| | | MED | CRHEATER324A00 | 6.5 | 4.9/6.0 | 16.7/20.4 | 040 | 040 | — | — | |
| | | | CRHEATER325A00 | 8.7 | 6.5/8.0 | 22.3/27.3 | 040 | 040 | — | — | |
| | | | CRHEATER327A00 | 13.0 | 9.8/11.9 | 33.3/40.7 | 041 | 041 | — | — | |
| | | | CRHEATER329A00 | 17.4 | 13.1/16.0 | 44.6/54.5 | 041 | 041 | — | — | |
| | | | CRHEATER331A00 | 21.0 | 15.8/19.3 | 53.8/65.8 | 041 | 041 | — | — | |
| | | 208/230-3-60 | STD | CRHEATER324A00 | 6.5 | 4.9/6.0 | 16.7/20.4 | 037 | 037 | 037 | 037 |
| | | | | CRHEATER326A00 | 10.5 | 7.9/9.6 | 26.9/32.9 | 038 | 038 | 038 | 038 |
| | CRHEATER328A00 | | | 16.0 | 12.0/14.7 | 41.0/50.1 | 038 | 038 | 038 | 038 | |
| | CRHEATER331A00 | | | 21.0 | 15.8/19.3 | 53.8/65.8 | 039 | 039 | 039 | 039 | |
| | CRHEATER332A00 | | | 24.5 | 18.4/22.5 | 62.8/76.8 | 039 | 039 | 039 | 039 | |
| | MED | | CRHEATER324A00 | 6.5 | 4.9/6.0 | 16.7/20.4 | 037 | 037 | 037 | 037 | |
| | | | CRHEATER326A00 | 10.5 | 7.9/9.6 | 26.9/32.9 | 038 | 038 | 038 | 038 | |
| | | | CRHEATER328A00 | 16.0 | 12.0/14.7 | 41.0/50.1 | 038 | 038 | 038 | 038 | |
| | | | CRHEATER331A00 | 21.0 | 15.8/19.3 | 53.8/65.8 | 039 | 039 | 039 | 039 | |
| | | | CRHEATER332A00 | 24.5 | 18.4/22.5 | 62.8/76.8 | 039 | 039 | 039 | 039 | |
| | HIGH | | CRHEATER324A00 | 6.5 | 4.9/6.0 | 16.7/20.4 | 037 | 037 | 037 | 037 | |
| | | | CRHEATER326A00 | 10.5 | 7.9/9.6 | 26.9/32.9 | 037 | 038 | 038 | 038 | |
| | | | CRHEATER328A00 | 16.0 | 12.0/14.7 | 41.0/50.1 | 038 | 038 | 038 | 038 | |
| | | | CRHEATER331A00 | 21.0 | 15.8/19.3 | 53.8/65.8 | 039 | 039 | 039 | 039 | |
| | | | CRHEATER332A00 | 24.5 | 18.4/22.5 | 62.8/76.8 | 039 | 039 | 039 | 039 | |
| | 460-3-60 | | STD | CRHEATER333A00 | 6.0 | 5.5 | 18.8 | — | — | — | — |
| | | | | CRHEATER335A00 | 11.5 | 10.6 | 36.0 | — | — | — | — |
| | | | | CRHEATER336A00 | 14.0 | 12.9 | 43.9 | — | — | — | — |
| | | CRHEATER337A00 | | 21.5 | 19.7 | 67.4 | 037 | 037 | 037 | 037 | |
| | | CRHEATER338A00 | | 24.0 | 22.0 | 75.2 | 037 | 037 | 037 | 037 | |
| | | MED | CRHEATER333A00 | 6.0 | 5.5 | 18.8 | — | — | — | — | |
| | | | CRHEATER335A00 | 11.5 | 10.6 | 36.0 | — | — | — | — | |
| | | | CRHEATER336A00 | 14.0 | 12.9 | 43.9 | — | — | — | — | |
| | | | CRHEATER337A00 | 21.5 | 19.7 | 67.4 | 037 | 037 | 037 | 037 | |
| | | | CRHEATER338A00 | 24.0 | 22.0 | 75.2 | 037 | 037 | 037 | 037 | |
| | | HIGH | CRHEATER333A00 | 6.0 | 5.5 | 18.8 | — | — | — | — | |
| CRHEATER335A00 | | | 11.5 | 10.6 | 36.0 | — | — | — | — | | |
| CRHEATER336A00 | 14.0 | | 12.9 | 43.9 | — | — | — | — | | | |
| CRHEATER337A00 | 21.5 | | 19.7 | 67.4 | 037 | 037 | 037 | 037 | | | |
| CRHEATER338A00 | 24.0 | | 22.0 | 75.2 | 037 | 037 | 037 | 037 | | | |
| 575-3-60 | STD | CRHEATER340A00 | 15.0 | 13.8 | 47.0 | — | — | — | — | | |
| | | CRHEATER341A00 | 21.0 | 19.3 | 65.8 | 037 | 037 | 037 | 037 | | |
| | MED | CRHEATER340A00 | 15.0 | 13.8 | 47.0 | — | — | — | — | | |
| | | CRHEATER341A00 | 21.0 | 19.3 | 65.8 | 037 | 037 | 037 | 037 | | |
| | HIGH | CRHEATER340A00 | 15.0 | 13.8 | 47.0 | — | — | — | — | | |
| | | CRHEATER341A00 | 21.0 | 19.3 | 65.8 | 037 | 037 | 037 | 037 | | |

Electrical data (cont)

RHV072 Electric Heat Data — without Non-Fused Disconnect

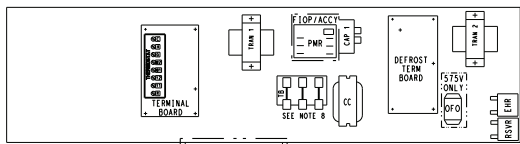
| RHV UNIT SIZE | NOM. V-Ph-Hz | IFM TYPE | ELECTRIC HEATER PART NUMBER | NOM (kW) | APPLICATION (kW) | APPLICATION OUTPUT (MBH) | SINGLE POINT OR JUNCTION PART NUMBER CRSINGLEXXXXA00 | | | |
|---------------------|-----------------|----------------|--------------------------------|----------------|---------------------|-----------------------------|---|---------------------------|--------------|---------------------------|
| | | | | | | | No CO or Unpowered CO | | With PWRD CO | |
| | | | | | | | No PE | With PE (pwrd fr/unit) | No PE | With PE (pwrd fr/unit) |
| 072 | 208/230-3-60 | STD | CRHEATER324A00 | 6.5 | 4.9/6.0 | 16.7/20.4 | 037 | 037 | 037 | 037 |
| | | | CRHEATER326A00 | 10.5 | 7.9/9.6 | 26.9/32.9 | 038 | 038 | 038 | 038 |
| | | | CRHEATER328A00 | 16.0 | 12.0/14.7 | 41.0/50.1 | 038 | 038 | 038 | 038 |
| | | | CRHEATER331A00 | 21.0 | 15.8/19.3 | 53.8/65.8 | 039 | 039 | 039 | 039 |
| | | | CRHEATER332A00 | 24.5 | 18.4/22.5 | 62.8/76.8 | 039 | 039 | 039 | 039 |
| | | MED | CRHEATER324A00 | 6.5 | 4.9/6.0 | 16.7/20.4 | — | — | 037 | 037 |
| | | | CRHEATER326A00 | 10.5 | 7.9/9.6 | 26.9/32.9 | 038 | 038 | 038 | 038 |
| | | | CRHEATER328A00 | 16.0 | 12.0/14.7 | 41.0/50.1 | 038 | 038 | 038 | 038 |
| | | | CRHEATER331A00 | 21.0 | 15.8/19.3 | 53.8/65.8 | 039 | 039 | 039 | 039 |
| | | | CRHEATER332A00 | 24.5 | 18.4/22.5 | 62.8/76.8 | 039 | 039 | 039 | 039 |
| | | HIGH | CRHEATER324A00 | 6.5 | 4.9/6.0 | 16.7/20.4 | — | 037 | 037 | 037 |
| | | | CRHEATER326A00 | 10.5 | 7.9/9.6 | 26.9/32.9 | 038 | 038 | 038 | 038 |
| | | | CRHEATER328A00 | 16.0 | 12.0/14.7 | 41.0/50.1 | 038 | 038 | 038 | 038 |
| | | | CRHEATER331A00 | 21.0 | 15.8/19.3 | 53.8/65.8 | 039 | 039 | 039 | 039 |
| | | | CRHEATER332A00 | 24.5 | 18.4/22.5 | 62.8/76.8 | 039 | 039 | 039 | 039 |
| | | 460-3-60 | STD | CRHEATER333A00 | 6.0 | 5.5 | 18.8 | — | — | — |
| | CRHEATER335A00 | | | 11.5 | 10.6 | 36.0 | — | — | — | — |
| | CRHEATER336A00 | | | 14.0 | 12.9 | 43.9 | — | — | — | — |
| | CRHEATER337A00 | | | 21.5 | 19.7 | 67.4 | 037 | 037 | 037 | 037 |
| | CRHEATER338A00 | | | 24.0 | 22.0 | 75.2 | 037 | 037 | 037 | 037 |
| | MED | | CRHEATER333A00 | 6.0 | 5.5 | 18.8 | — | — | — | — |
| | | | CRHEATER335A00 | 11.5 | 10.6 | 36.0 | — | — | — | — |
| | | | CRHEATER336A00 | 14.0 | 12.9 | 43.9 | — | — | — | — |
| | | | CRHEATER337A00 | 21.5 | 19.7 | 67.4 | 037 | 037 | 037 | 037 |
| | | | CRHEATER338A00 | 24.0 | 22.0 | 75.2 | 037 | 037 | 037 | 037 |
| | HIGH | | CRHEATER333A00 | 6.0 | 5.5 | 18.8 | — | — | — | — |
| | | | CRHEATER335A00 | 11.5 | 10.6 | 36.0 | — | — | — | — |
| | | | CRHEATER336A00 | 14.0 | 12.9 | 43.9 | — | — | — | — |
| | | | CRHEATER337A00 | 21.5 | 19.7 | 67.4 | 037 | 037 | 037 | 037 |
| | | | CRHEATER338A00 | 24.0 | 22.0 | 75.2 | 037 | 037 | 037 | 037 |
| | 575-3-60 | | STD | CRHEATER340A00 | 15.0 | 13.8 | 47.0 | — | — | — |
| | | CRHEATER341A00 | | 21.0 | 19.3 | 65.8 | 037 | 037 | 037 | 037 |
| | | MED | CRHEATER340A00 | 15.0 | 13.8 | 47.0 | — | — | — | — |
| | | | CRHEATER341A00 | 21.0 | 19.3 | 65.8 | 037 | 037 | 037 | 037 |
| | | HIGH | CRHEATER340A00 | 15.0 | 13.8 | 47.0 | — | — | — | — |
| | | | CRHEATER341A00 | 21.0 | 19.3 | 65.8 | 037 | 037 | 037 | 037 |

Electrical data (cont)

RHV072 Electric Heat Data — with Non-Fused Disconnect

| RHV UNIT SIZE | NOM. V-Ph-Hz | IFM TYPE | ELECTRIC HEATER PART NUMBER | NOM (kW) | APPLICATION (kW) | APPLICATION OUTPUT (MBH) | SINGLE POINT OR JUNCTION PART NUMBER CRSINGLEXXXA00 | | | |
|---------------------|-----------------|----------------|--------------------------------|-------------|---------------------|-----------------------------|--|---------------------------|--------------|---------------------------|
| | | | | | | | No CO or Unpowered CO | | With PWRD CO | |
| | | | | | | | No PE | With PE (pwrd fr/unit) | No PE | With PE (pwrd fr/unit) |
| 072 | 208/230-3-60 | STD | CRHEATER324A00 | 6.5 | 4.9/6.0 | 16.7/20.4 | 037 | 037 | 037 | 037 |
| | | | CRHEATER326A00 | 10.5 | 7.9/9.6 | 26.9/32.9 | 038 | 038 | 038 | 038 |
| | | | CRHEATER328A00 | 16.0 | 12.0/14.7 | 41.0/50.1 | 038 | 038 | 038 | 038 |
| | | | CRHEATER331A00 | 21.0 | 15.8/19.3 | 53.8/65.8 | 039 | 039 | 039 | 039 |
| | | CRHEATER332A00 | 24.5 | 18.4/22.5 | 62.8/76.8 | 039 | 039 | 039 | 039 | |
| | | MED | CRHEATER324A00 | 6.5 | 4.9/6.0 | 16.7/20.4 | 037 | 037 | 037 | 037 |
| | | | CRHEATER326A00 | 10.5 | 7.9/9.6 | 26.9/32.9 | 038 | 038 | 038 | 038 |
| | | | CRHEATER328A00 | 16.0 | 12.0/14.7 | 41.0/50.1 | 038 | 038 | 038 | 038 |
| | | | CRHEATER331A00 | 21.0 | 15.8/19.3 | 53.8/65.8 | 039 | 039 | 039 | 039 |
| | | HIGH | CRHEATER332A00 | 24.5 | 18.4/22.5 | 62.8/76.8 | 039 | 039 | 039 | 039 |
| | | | CRHEATER324A00 | 6.5 | 4.9/6.0 | 16.7/20.4 | 037 | 037 | 037 | 037 |
| | | | CRHEATER326A00 | 10.5 | 7.9/9.6 | 26.9/32.9 | 038 | 038 | 038 | 038 |
| | CRHEATER328A00 | | 16.0 | 12.0/14.7 | 41.0/50.1 | 038 | 038 | 038 | 038 | |
| | 460-3-60 | STD | CRHEATER333A00 | 6.0 | 5.5 | 18.8 | — | — | — | — |
| | | | CRHEATER335A00 | 11.5 | 10.6 | 36.0 | — | — | — | — |
| | | | CRHEATER336A00 | 14.0 | 12.9 | 43.9 | — | — | — | — |
| | | | CRHEATER337A00 | 21.5 | 19.7 | 67.4 | 037 | 037 | 037 | 037 |
| | | | CRHEATER338A00 | 24.0 | 22.0 | 75.2 | 037 | 037 | 037 | 037 |
| | | MED | CRHEATER333A00 | 6.0 | 5.5 | 18.8 | — | — | — | — |
| | | | CRHEATER335A00 | 11.5 | 10.6 | 36.0 | — | — | — | — |
| | | | CRHEATER336A00 | 14.0 | 12.9 | 43.9 | — | — | — | — |
| | | | CRHEATER337A00 | 21.5 | 19.7 | 67.4 | 037 | 037 | 037 | 037 |
| | | HIGH | CRHEATER338A00 | 24.0 | 22.0 | 75.2 | 037 | 037 | 037 | 037 |
| | | | CRHEATER333A00 | 6.0 | 5.5 | 18.8 | — | — | — | — |
| | | | CRHEATER335A00 | 11.5 | 10.6 | 36.0 | — | — | — | — |
| | 575-3-60 | STD | CRHEATER336A00 | 14.0 | 12.9 | 43.9 | — | — | — | — |
| | | | CRHEATER337A00 | 21.5 | 19.7 | 67.4 | 037 | 037 | 037 | 037 |
| | | MED | CRHEATER338A00 | 24.0 | 22.0 | 75.2 | 037 | 037 | 037 | 037 |
| | | | CRHEATER340A00 | 15.0 | 13.8 | 47.0 | — | — | — | — |
| | | HIGH | CRHEATER341A00 | 21.0 | 19.3 | 65.8 | 037 | 037 | 037 | 037 |
| | | | CRHEATER340A00 | 15.0 | 13.8 | 47.0 | — | — | — | — |
| | | | CRHEATER341A00 | 21.0 | 19.3 | 65.8 | 037 | 037 | 037 | 037 |

Typical Control Wiring Diagram — RHV036/048/060(H/L/S) 208-230, 460, 575/3/60 Unit with Electro-Mechanical Control and W7212 Economizer



- NOTES:**
1. TERMINAL BOARD SCHEMATIC LAYOUT DOES NOT MATCH ACTUAL TERMINAL BOARD LAYOUT.
 2. TERMINAL BOARD JUMPERS 1, 2 AND 3 ARE CUT FOR HEATPUMP UNITS.
 3. REMOVE DESIGNATED JUMPERS ON TERMINAL BOARD WHEN ADDING SMOKE DETECTORS, OCCUPANCY AND REMOTE SHUTDOWN.
 4. USE ABC AS COURSE AND AS POT FINE ADJUSTMENTS FOR SETTING HIGH FAN SPEED. LOW SPEED IS AN OFFSET BASED ON DIP SWITCHES.

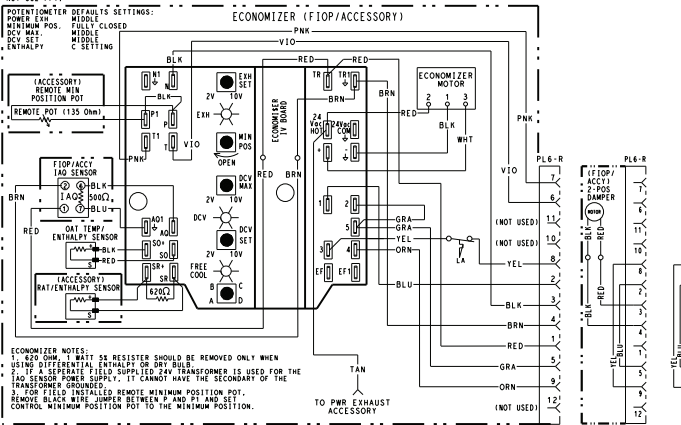
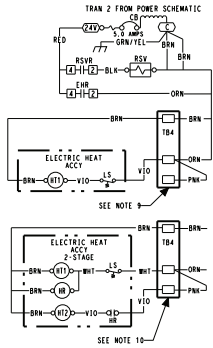


5. 2-PIN LOW SPEED DIP SWITCH POSITIONS ARE FACTORY SET AS SHOWN.
6. HARDCUT AND CUTOFF SET TO "MIN." - JUMPER PIN ON TOP 2-PINS AS SHOWN.
7. THE "A" WIRE COLOR IS FOR DIFFERENTIATION WITHIN THIS SCHEMATIC.
8. 3 PHASE UNIT SHOWN. ON 4 PHASE UNITS THIS IS A 2-POLE TERMINAL BLOCK.
9. TB4 LOCATED IN HEAT SECTION.
10. TO CONVERT TO A SINGLE STAGE HEATER MOVE VIOLET WIRE AT TB4 TO CONNECT WITH WHITE WIRE.
11. PPT IS STANDARD FOR HEATPUMP (NOT OPTIONAL), EXCEPT 7-11 (IF/ACC) CONTROL DOES NOT USE PPT.

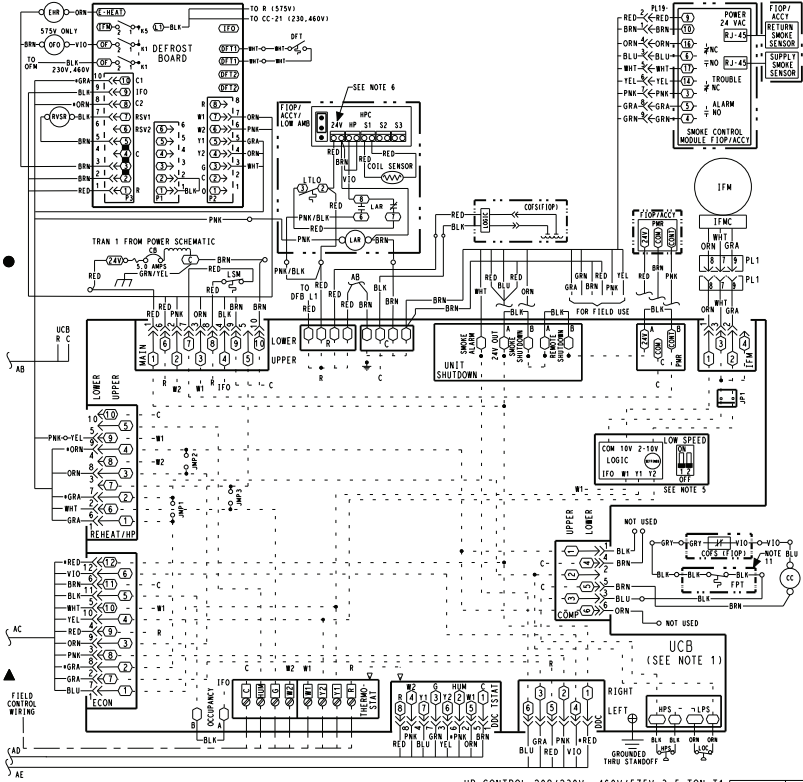
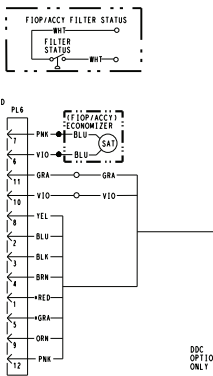
HP DIP SWITCH SETTINGS



- FIELD SELECTABLE OPTIONS FOR TIME PERIOD BETWEEN DEFOREST CYCLES (MINUTES).
- JUMPED TEST PINS USE SPEED-UP CYCLE
- 1) MOMENTARILY SHORT PINS AND RELEASE TO BYPASS COMPRESSOR OR BELAY
 - 2) SHORT FOR 1-10 SEC. AND RELEASE FOR FORCED DEFOREST.
 - 3) PERMANENT SHORT WILL BE IGNORED. DEFOREST WILL TERMINATE IN 30 SEC. IF DFT IS OPEN. DEFOREST WILL TERMINATE NORMALLY IF DFT IS CLOSED.

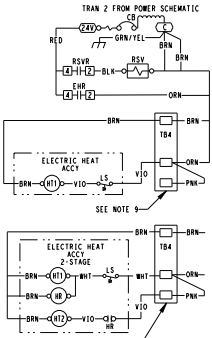
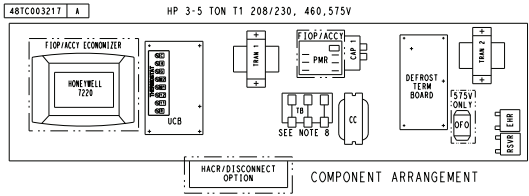


- ECONOMIZER NOTES:**
1. 420 OHM 1/2 WATT 5% RESISTOR SHOULD BE REMOVED ONLY WHEN USING A SEPARATE FIELD SUPPLIED 24V TRANSFORMER IS USED FOR THE 120V SENSOR POWER SUPPLY. IT CANNOT HAVE THE SECONDARY OF THE TRANSFORMER GROUND.
 2. FOR FIELD INSTALLED REMOTE MINIMUM POSITION POT. REMOVE BLACK WIRE JUMPER BETWEEN P AND #1 AND SET CONTROL MINIMUM POSITION POT TO THE MINIMUM POSITION.

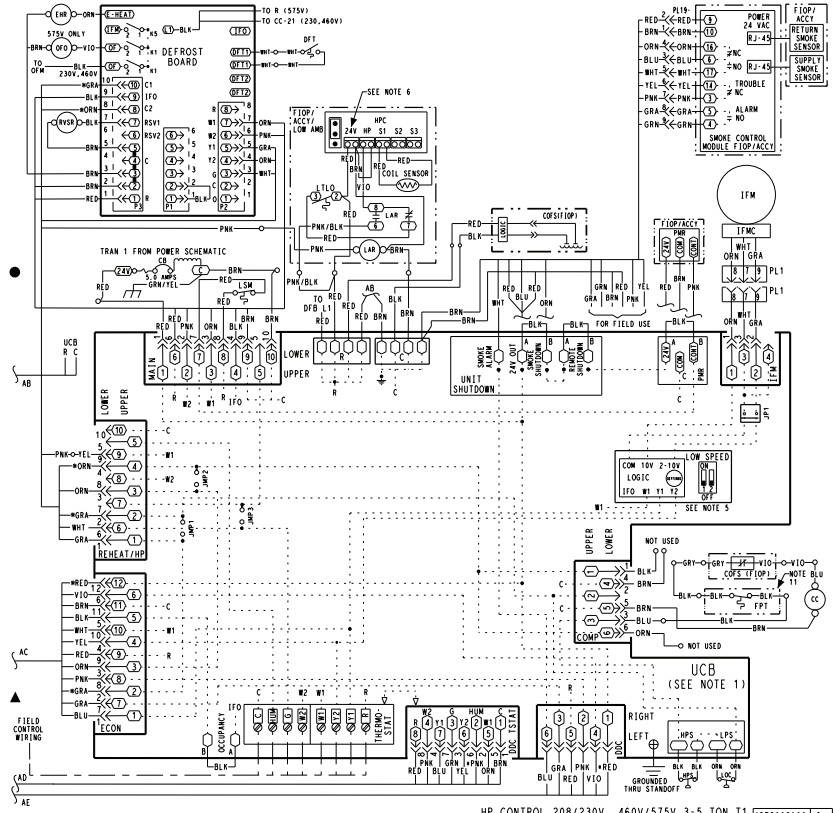
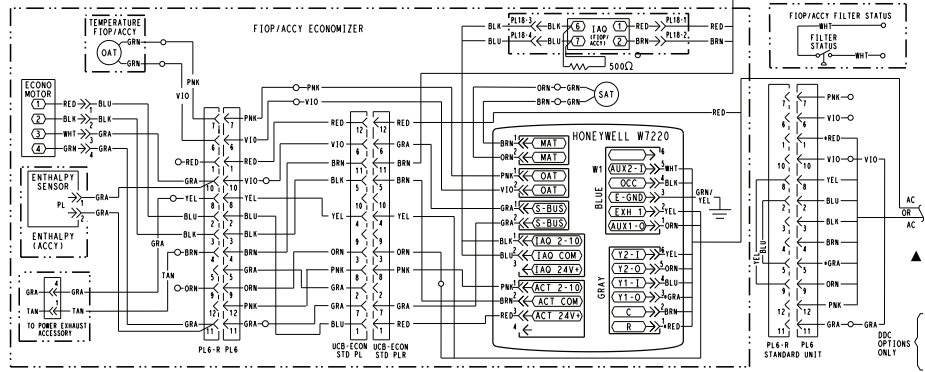
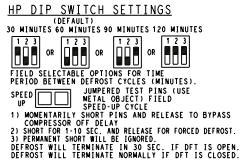


HP CONTROL 208/230V, 460V/575V 3-5 TON T1 48TC003146 C

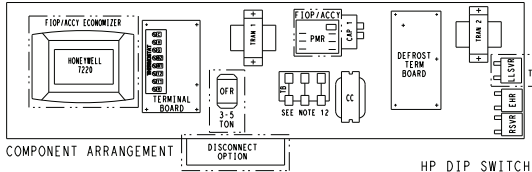
Typical Control Wiring Diagram — RHV036/048/060(H/L/S) 208-230, 460, 575/3/60 Unit with Electro-Mechanical Control and W7220 Economizer



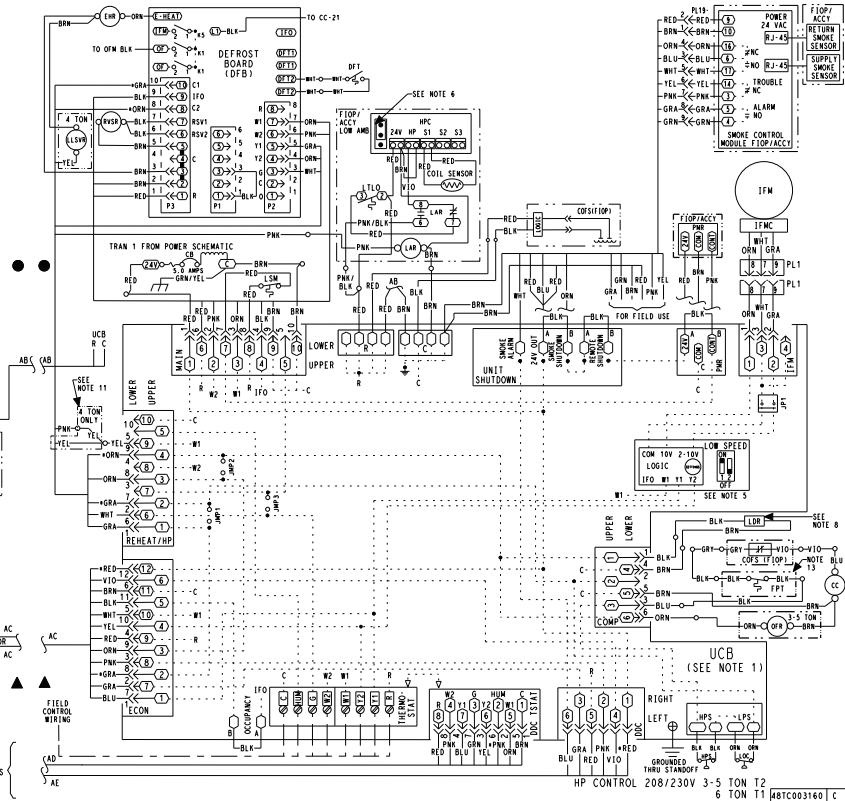
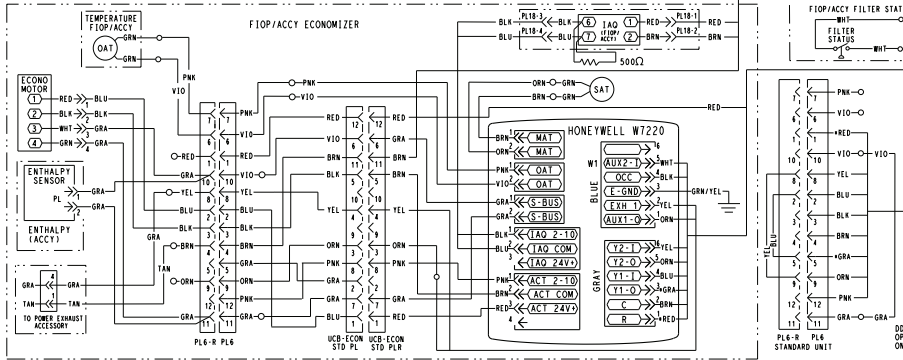
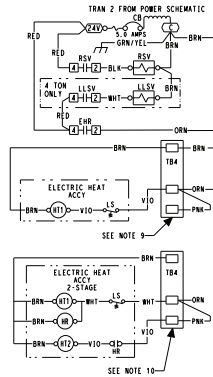
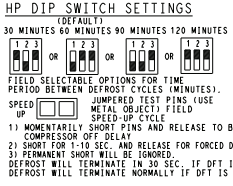
- NOTES:
1. TERMINAL BOARD SCHEMATIC LAYOUT DOES NOT MATCH ACTUAL TERMINAL BOARD LAYOUT.
 2. TERMINAL BOARD JUMPERS 1, 2 AND 3 ARE CUT FOR REHEAT UNITS ONLY.
 3. REMOVE DESIGNATED JUMPERS ON TERMINAL BOARD WHEN ADDING SMOKE DETECTORS, OCCUPANCY AND REMOTE SHUTDOWN.
 4. USE ABC AS COURSE AND POT AS FINE ADJUSTMENTS FOR SETTING HIGH FAN SPEED. LOW SPEED IS AN OFFSET BASED ON DIP SWITCHES.
 5. 2-PIN LOW SPEED DIP SWITCH POSITIONS ARE FACTORY SET AS SHOWN.
 6. HARDCSTART AND CUTOFF SET TO "MIN". JUMPER PIN ON TOP 2-PINS AS SHOWN.
 7. THE * WIRE COLOR IS FOR DIFFERENTIATION WITHIN THIS SCHEMATIC.
 8. 3 PHASE UNIT SHOWN. ON 1 PHASE UNITS THIS IS A 2 POLE TERMINAL BOARD.
 9. TBA LOCATED IN HEAT SECTION.
 10. TO CONVERT TO A SINGLE STAGE HEATER MOVE VIOLET WIRE AT TBA TO CONNECT WITH WHITE WIRE.



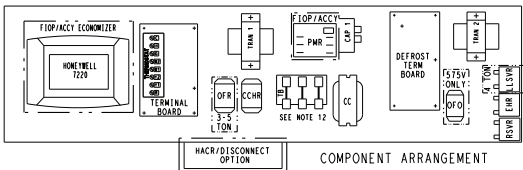
Typical Control Wiring Diagram — RHV072 208-230/3/60 Unit with Electro-Mechanical Control and W7220 Economizer



- NOTES:**
1. TERMINAL BOARD SCHEMATIC LAYOUT DOES NOT MATCH ACTUAL TERMINAL BOARD LAYOUT.
 2. TERMINAL BOARD JUMPERS 1, 2 AND 3 ARE CUT FOR HEATPUMP UNITS.
 3. REMOVE DESIGNATED JUMPERS ON TERMINAL BOARD WHEN ADDING SMOKE DETECTORS, OCCUPANCY AND REMOTE SHUTDOWN.
 4. USE ABC AS COURSE AND AS POT FINE ADJUSTMENTS FOR SETTING HIGH FAN SPEED. LOW SPEED IS AN OFFSET BASED ON DIP SWITCHES.
 5. 2-PIN LOW SPEED DIP SWITCH POSITIONS ARE FACTORY SET AS SHOWN.
 6. HARDCOVER AND CUTOFF SET TO "MEN". JUMPER PIN ON TOP 2-PINS AS SHOWN.
 7. THE + WIRE COLOR IS FOR DIFFERENTIATION WITHIN THIS SCHEMATIC.
 8. COMPRESSOR LEADER PLUS CONTAINS BRIDGE RECTIFIER TO CONVERT AC TO DC.
 9. TBA LOCATED IN HEAT SECTION.
 10. TO CONVERT TO A SINGLE STAGE HEATER MOVE VIOLET WIRE AT TBA TO CONNECT WITH WHITE WIRE.
 11. ON 3 & 5 TON UNITS, PKM FROM HPC CONNECTS DIRECTLY TO YEL FROM PKM(2).
 12. 3 PHASE TO SHOWN. COMPONENTS MAY VARY BASED ON EXACT PRODUCT & OPTIONS.
 13. FPT IS STANDARD FOR HEATPUMP (NOT OPTIONAL), EXCEPT 7-11 (10/LEX) CONTROL DOES NOT USE FPT.

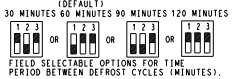


Typical Control Wiring Diagram — RHV072 460-575/3/60 Unit with Electro-Mechanical Control and W7220 Economizer

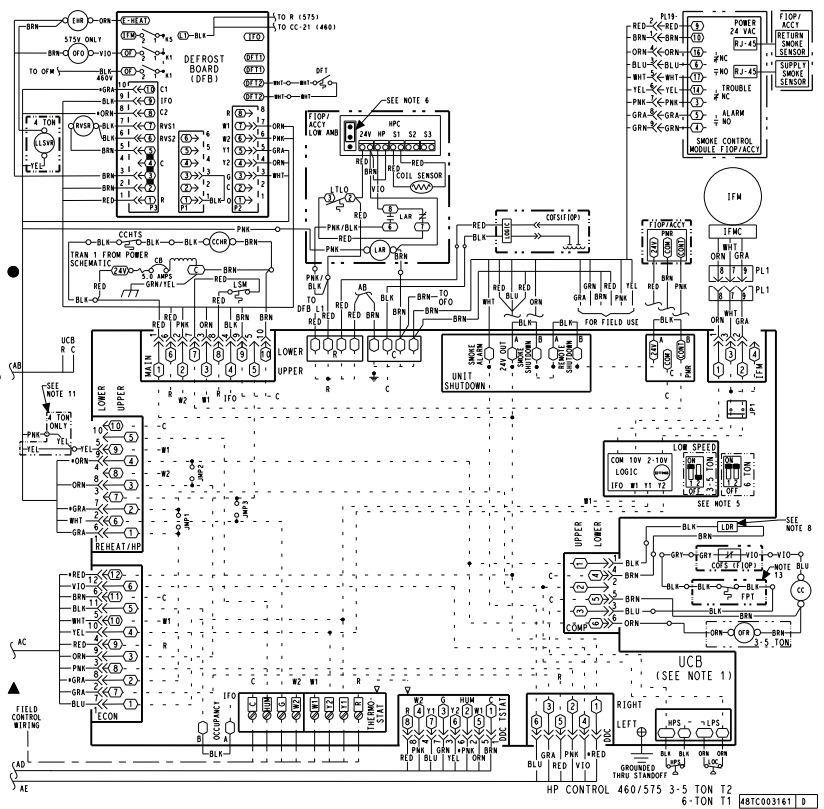
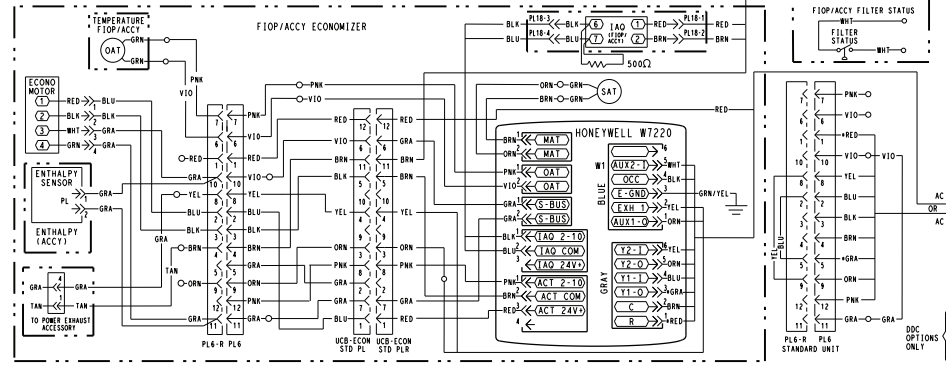
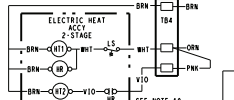
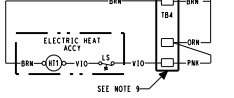
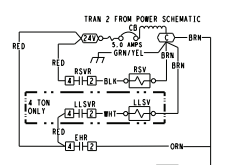


- NOTES:
1. TERMINAL BOARD SCHEMATIC LAYOUT DOES NOT MATCH ACTUAL TERMINAL BOARD LAYOUT.
 2. TERMINAL BOARD JUMPERS 1, 2 AND 3 ARE CUT FOR HEATPUMP UNITS ONLY.
 3. REMOVE DESIGNATED JUMPERS ON TERMINAL BOARD WHEN ADDING SMOKE DETECTORS, OCCUPANCY AND REMOTE SHUTDOWN.
 4. USE ABC AS COURSE AND POT AS FINE ADJUSTMENTS FOR SETTING HIGH FAN SPEED. LOW SPEED IS AN OFFSET BASED ON DIP SWITCHES.
 5. 2-PIN LOW SPEED DIP SWITCH POSITIONS ARE FACTORY SET AS SHOWN.
 6. HARDSTART AND CUTOFF SET TO "MIN." JUMPER PIN ON TOP. 2-PINS AS SHOWN.
 7. THE "W" WIRE COLOR IS FOR DIFFERENTIATION WITHIN THIS SCHEMATIC.
 8. COMPRESSOR LONGER PULSE CONTAINS BRIDGE RECTIFIER TO CONVERT AC TO DC.
 9. TB4 LOCATED IN HEAT SECTION.
 10. TO CONVERT TO A SINGLE STAGE HEATER MOVE VIOLET WIRE AT TB4 TO CONNECT WITH WHITE WIRE.
 11. ON 3 & 5 TON UNITS, PWR FROM HPC CONNECTS DIRECTLY TO YEL FROM PIN 10.
 12. COMPONENT MAY VARY BASED ON PRODUCT & OPTIONS.
 13. FPT IS STANDARD FOR HEATPUMP (NOT OPTIONAL), EXCEPT 7-11 (ECON) CONTROL DOES NOT USE FPT.

HP DIP SWITCH SETTINGS

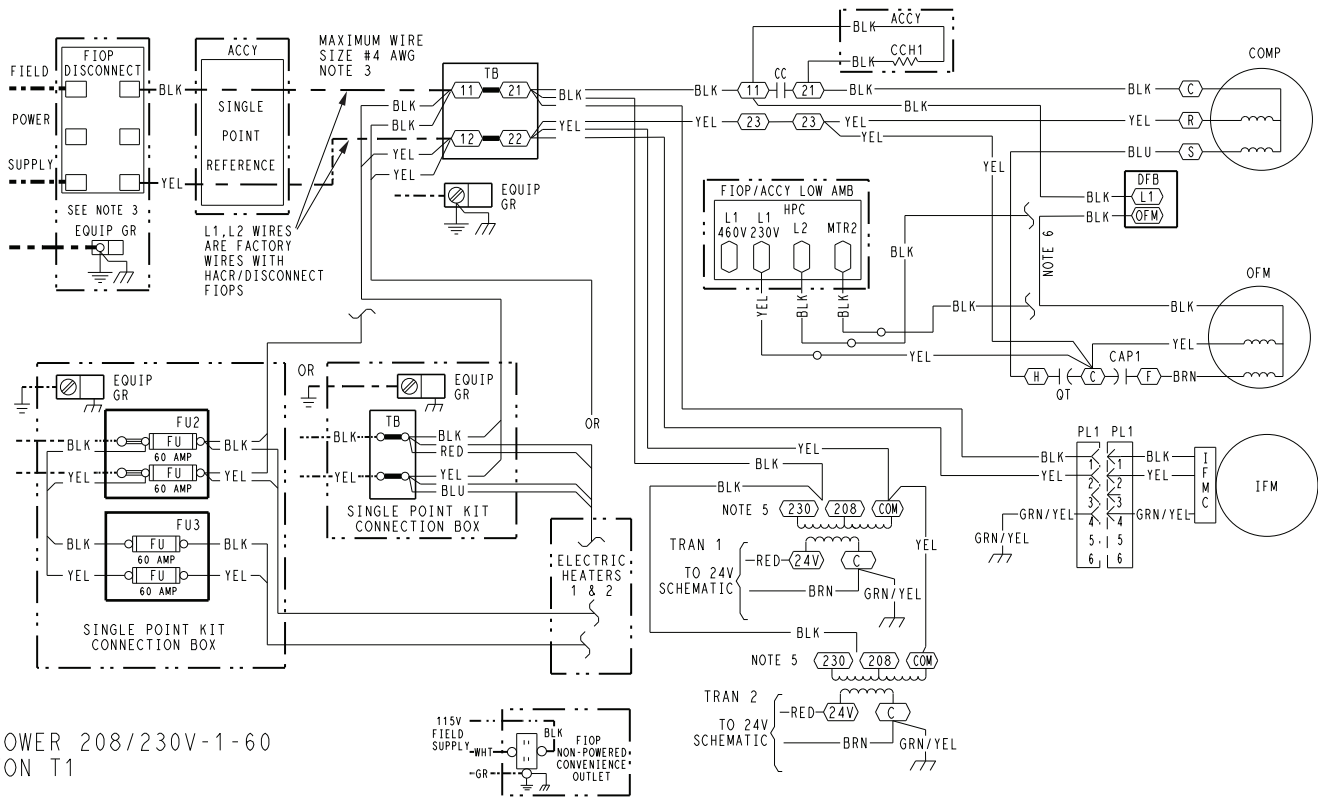


- FIELD SELECTABLE OPTIONS FOR TIME PERIOD BETWEEN DEFROST CYCLES (MINUTES).
- SPEED JUMPERED TEST PINS, USE UP METAL OBJECTS!
- 1) MOMENTARILY SHORT PINS AND RELEASE TO BYPASS COMPRESSOR OFF DELAY.
- 2) SHORT FOR 1-10 SEC. AND RELEASE FOR FORCED DEFROST.
- 3) PERMANENT SHORT WILL BE IGNORED. DEFROST WILL TERMINATE NORMALLY IF DFT IS CLOSED.



Typical wiring diagrams (cont)

Typical RHV036/049/060K Power Wiring Diagram, 208-230/1/60 Unit



HP POWER 208/230V-1-60
3-5TON T1

NOTES

- IF ANY OF THE ORIGINAL WIRE FURNISHED MUST BE REPLACED, IT MUST BE REPLACED WITH TYPE 90° C WIRE OR ITS EQUIVALENT.
- COMPRESSOR AND FAN MOTORS ARE THERMALLY PROTECTED.
- USE COPPER CONDUCTOR ONLY.
- DO NOT DISCONNECT POWER PLUG OR SIGNAL WIRE WHILE UNDER LOAD.
- ON 208/230V UNITS, TRAN IS WIRED FOR 230V. IF UNIT IS TO BE RUN WITH 208V POWER SUPPLY, DISCONNECT BLK WIRE FROM 230V TAP AND CONNECT TO 208V TAP.
- THIS WIRE NOT USED WITH LOW AMBIENT FIOP/ACCY.

LEGEND

- MARKED WIRE
- TERMINAL (MARKED)
- TERMINAL (UNMARKED)
- TERMINAL BLOCK
- SPLICE
- SPLICE (MARKED)
- FACTORY WIRING
- FIELD CONTROL WIRING
- FIELD POWER WIRING
- CIRCUIT BOARD TRACE
- ACCESSORY OR OPTIONAL WIRING

- ACCY ACCESSORY
- AWG AMERICAN WIRE GAGE
- BAS BUILDING AUTOMATION NETWORK
- CC CONTACTOR, COMPRESSOR
- C COMMON
- CAP CAPACITOR
- CB CIRCUIT BREAKER
- CCH CRANKCASE HEATER
- CCHR CRANKCASE HEATER RELAY
- CCHT S CRANKCASE HEATER TEMP SWITCH
- CLO COMPRESSOR LOCKOUT
- CLV COOLING LIQUID VALVE
- COFS CONDENSATE OVERFLOW SWITCH
- COM SIGNAL COMMON
- COMP COMPRESSOR MOTOR
- DDC DIRECT DIGITAL CONTROL
- DFB DEFROST BOARD
- DFT DEFROST THERMOSTAT
- EHR ELECTRIC HEAT RELAY
- ENTH ENTHALPY
- ERV ENERGY RECOVERY VENTILATOR
- ESL ENTHALPY SENSOR - LOW
- FB FUSE BLOCK
- FIOP FACTORY INSTALLED OPTION
- FPT FREEZE PROTECTION THERMOSTAT
- FST FAN HOUSING TEMP SENSOR
- FU FUSE
- G THERMOSTAT FAN CALL
- GR(GND) GROUND
- HACR HEATING, AIR-CONDITIONING, REFRIGERATION BREAKER

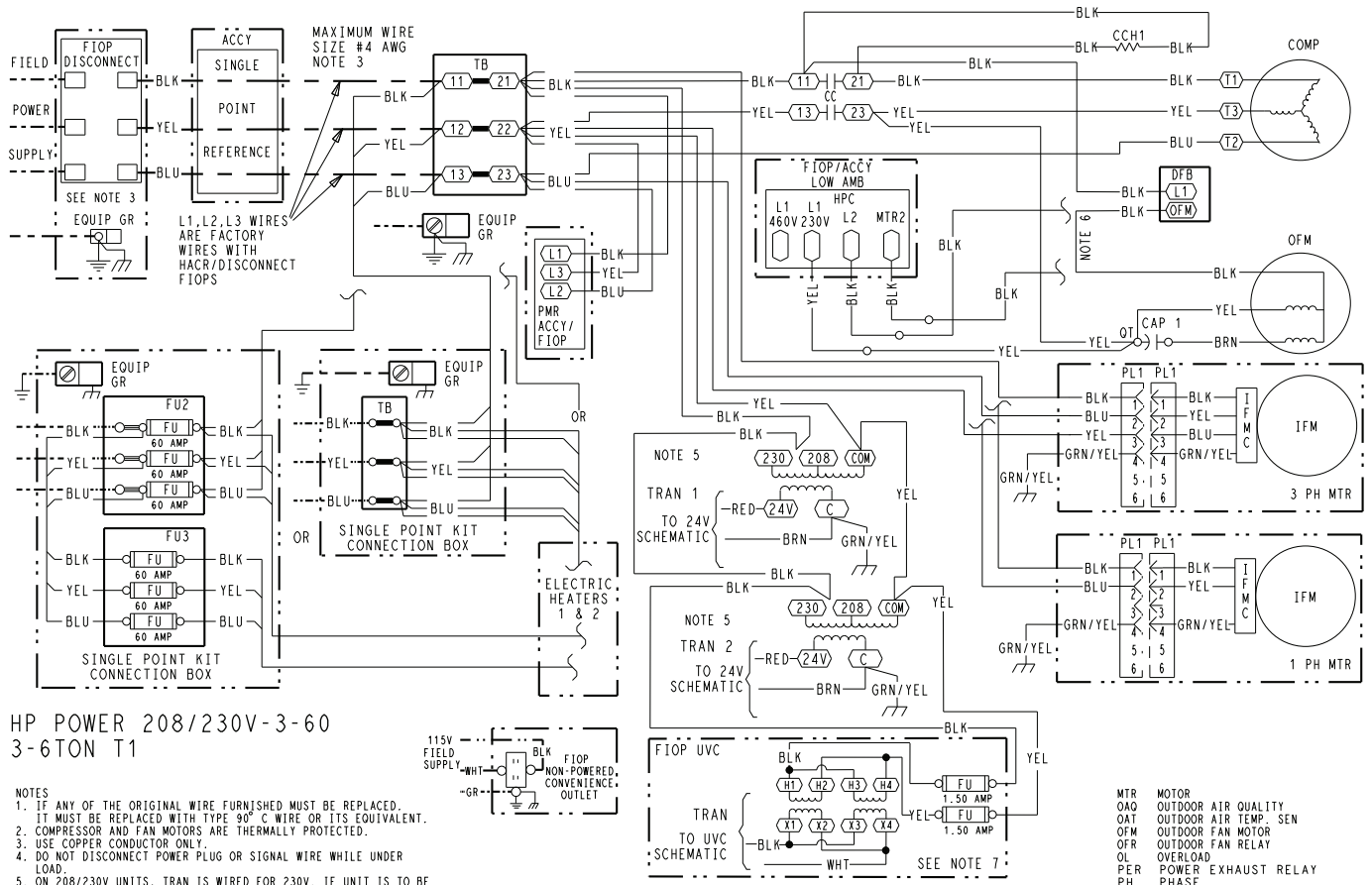
- HR HEATER RELAY
- HGRH HOT GAS REHEAT
- HPC HEAD PRESSURE CONTROL
- HPS HIGH PRESSURE SWITCH
- HUM HUMIDISTAT
- IAQ INDOOR AIR QUALITY SENSORS
- IFM INDOOR FAN MOTOR
- IFMC INDOOR FAN MOTOR CONTROL
- IFO INDOOR FAN ON SIGNAL
- IRH INDOOR RELATIVE HUMIDITY
- JMP JUMPER
- L1 LINE 1
- LA LOW AMBIENT LOCKOUT
- LAR LOW AMBIENT RELAY
- LAS LOW AMBIENT SWITCH
- LDR COMPRESSOR LOADER
- LEN LOCAL EQUIPMENT NETWORK
- LOC LOSS OF CHARGE
- LPS LOW PRESSURE SWITCH
- LS LIMIT SWITCH
- LSM LIMIT SWITCH (MANUAL RESET)
- LTLO LOW TEMP LOCKOUT
- MTR MOTOR
- OAO OUTDOOR AIR QUALITY
- OAT OUTDOOR AIR TEMP. SEN
- OFM OUTDOOR FAN MOTOR
- OFR OUTDOOR FAN RELAY
- OL OVERLOAD

- PER POWER EXHAUST RELAY
- PH PHASE
- PL PLUG ASSEMBLY
- POT POTENTIOMETER
- PMR PHASE MONITOR RELAY
- PS PRESSURE SWITCH
- PWM PULSE WIDTH MODULATION
- QT QUADRUPLE TERMINAL
- R THERMOSTAT POWER
- RAT RETURN AIR TEMP. SEN
- RDV REHEAT DISCHARGE VALVE
- RH RELATIVE HUMIDITY
- RLV REHEAT LIQUID VALVE
- RNET LOCAL ACCESS NETWORK
- RVS REVERSING VALVE SOLENOID
- SAT SUPPLY AIR TEMP SENSOR
- SDP SYSTEM DISCHARGE PRESSURE
- SPRH SPACE RELATIVE HUMIDITY
- SPT SPACE TEMPERATURE SENSOR
- SPTO SPACE TEMPERATURE OFFSET
- SSP SYSTEM SUCTION PRESSURE
- SW SWITCH
- TB TERMINAL BLOCK
- TDR TIME DELAY RELAY
- TRAN TRANSFORMER
- UCB UNIT CONTROL BOARD
- W1 1st STAGE OF HEATING CALL
- W2 2nd STAGE OF HEATING CALL
- Y1 1st STAGE OF COOLING CALL
- Y2 2nd STAGE OF COOLING CALL

48TC003163 | A

Typical wiring diagrams (cont)

Typical RHV036/048/060/072(H/L/S) Power Wiring Diagram, 208-230/3/60 Unit



HP POWER 208/230V-3-60
3-6TON T1

NOTES

- IF ANY OF THE ORIGINAL WIRE FURNISHED MUST BE REPLACED, IT MUST BE REPLACED WITH TYPE 90° C WIRE OR ITS EQUIVALENT.
- COMPRESSOR AND FAN MOTORS ARE THERMALLY PROTECTED.
- USE COPPER CONDUCTOR ONLY.
- DO NOT DISCONNECT POWER PLUG OR SIGNAL WIRE WHILE UNDER LOAD.
- ON 208/230V UNITS, TRAN IS WIRED FOR 230V. IF UNIT IS TO BE RUN WITH 208V POWER SUPPLY, DISCONNECT BLK WIRE FROM 230V TAP AND CONNECT TO 208V TAP.
- THIS WIRE NOT USED WITH LOW AMBIENT FIO/ACCY.
- FUSE MANUFACTURED BY BUSSMANN, P/N FNO-R-1-1/2 OR EQUIVALENT.

LEGEND

- (X) MARKED WIRE
- (X) TERMINAL (MARKED)
- () TERMINAL (UNMARKED)
- (X) TERMINAL BLOCK
- SPLICE
- SPLICE (MARKED)
- FACTORY WIRING
- - - FIELD CONTROL WIRING
- - - FIELD POWER WIRING
- - - CIRCUIT BOARD TRACE
- - - ACCESSORY OR OPTIONAL WIRING

- ACCY ACCESSORY
- AWG AMERICAN WIRE GAGE
- BAS BUILDING AUTOMATION NETWORK
- BCC CONTACTOR, COMPRESSOR
- C COMMON
- CAP CAPACITOR
- CB CIRCUIT BREAKER
- CCH CRANKCASE HEATER
- CCHR CRANKCASE HEATER RELAY
- CCHTS CRANKCASE HEATER TEMP SWITCH
- CLO COMPRESSOR LOCKOUT
- CLV COOLING LIQUID VALVE
- CFS CONDENSATE OVERFLOW SWITCH
- COM SIGNAL COMMON
- COMP COMPRESSOR MOTOR
- DDC DIRECT DIGITAL CONTROL
- DDB DEFROST BOARD
- DFT DEFROST THERMOSTAT
- EHR ELECTRIC HEAT RELAY
- ENTH ENTHALPY
- ERV ENERGY RECOVERY VENTILATOR
- ESL ENTHALPY SENSOR - LOW
- FB FUSE BLOCK
- FIO FACTORY INSTALLED OPTION
- FPT FREEZE PROTECTION THERMOSTAT
- FST FAN HOUSING TEMP SENSOR
- FU FUSE

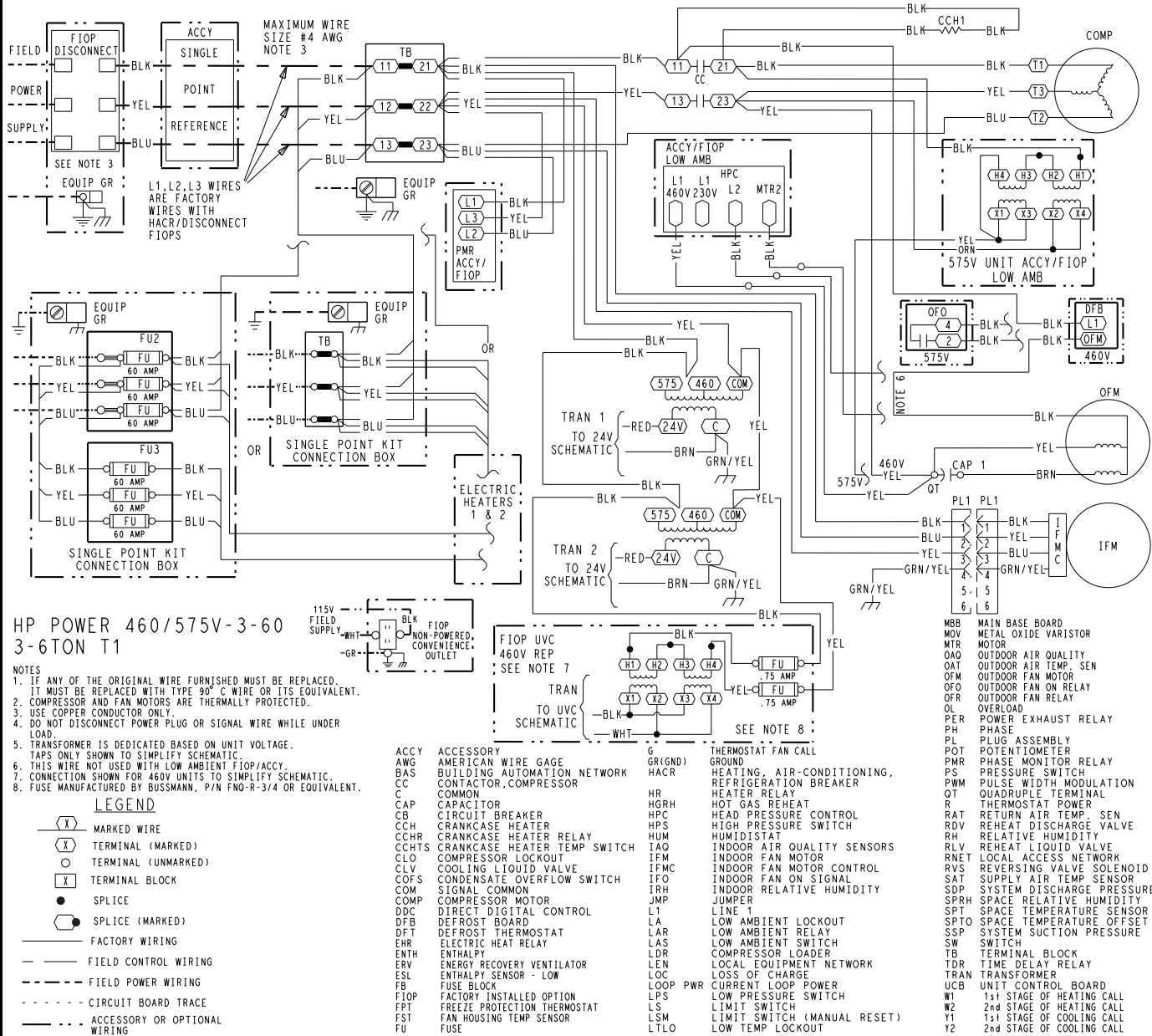
- G THERMOSTAT FAN CALL
- GR(GND) GROUND
- HACR HEATING, AIR-CONDITIONING, REFRIGERATION BREAKER
- HR HEATER RELAY
- HPC HEAD PRESSURE CONTROL
- HPS HIGH PRESSURE SWITCH
- IAO INDOOR AIR QUALITY SENSORS
- IFM INDOOR FAN MOTOR
- IFMC INDOOR FAN MOTOR CONTROL
- IFO INDOOR FAN ON SIGNAL
- IRH INDOOR RELATIVE HUMIDITY
- JMP JUMPER
- L1 LINE 1
- LAR LOW AMBIENT LOCKOUT
- LAL LOW AMBIENT RELAY
- LAS LOW AMBIENT SWITCH
- LDR COMPRESSOR LOADER
- LEN LOCAL EQUIPMENT NETWORK
- LLSVR LIQUID LINE SOLENOID VALVE
- LOC LOSS OF CHARGE
- LPS LOW PRESSURE SWITCH
- LS LIMIT SWITCH
- LSM LIMIT SWITCH (MANUAL RESET)
- LTLO LOW TEMP LOCKOUT

- MTR MOTOR
- OAO OUTDOOR AIR QUALITY
- OAT OUTDOOR AIR TEMP. SEN
- OFM OUTDOOR FAN MOTOR
- OFR OUTDOOR FAN RELAY
- OL OVERLOAD
- PER POWER EXHAUST RELAY
- PH PHASE
- PL PLUG ASSEMBLY
- POT POTENTIOMETER
- PMR PHASE MONITOR RELAY
- PS PRESSURE SWITCH
- PWM PULSE WIDTH MODULATION
- QTR QUADRUPLE TERMINAL
- R THERMOSTAT POWER
- RAT RETURN AIR TEMP. SENSOR
- RLV REHEAT LIQUID VALVE
- RNET LOCAL ACCESS NETWORK
- RVS REVERSING VALVE SOLENOID
- RVSR REVERSING VALVE RELAY
- SAT SUPPLY AIR TEMP SENSOR
- SDP SYSTEM DISCHARGE PRESSURE
- SPT SPACE TEMPERATURE SENSOR
- SPTO SPACE TEMPERATURE OFFSET
- SSP SYSTEM SUCTION PRESSURE SWITCH
- TB TERMINAL BLOCK
- TDR TIME DELAY RELAY
- TRAN TRANSFORMER
- UCB UNIT CONTROL BOARD
- W1 1st STAGE OF HEATING CALL
- W2 2nd STAGE OF HEATING CALL
- Y1 1st STAGE OF COOLING CALL
- Y2 2nd STAGE OF COOLING CALL

48TC003162 C

Typical wiring diagrams (cont)

Typical RHV036/048/060/072 Power Wiring Diagram, 460-575/3/60



48TC003164 D

Sequence of operation

General

The sequence below describes the sequence of operation for an electro-mechanical unit with and without a factory-installed EconoMi\$er® IV (W7212 controller) and X (W7220 controller). For information regarding a direct digital controller, see the start-up, operations, and troubleshooting manual for the applicable controller.

Electro-Mechanical Units with No Economizer

Cooling (single stage units)

When the thermostat calls for cooling, terminals G and Y1 are energized. The indoor fan will run at the user set fan speed and the compressor contactor (CC) is energized causing the compressor and outdoor fan to run.

When the thermostat removes the call for Y1, the compressor contactor will de-energize shutting down the compressor and the outdoor fan. When the thermostat removes the call for G, the indoor fan will turn off after the specific unit fan off delay.

Cooling (two stage units)

When the thermostat calls for cooling, terminals G and Y1 are energized. The indoor fan will run at the low fan speed and the compressor contactor (CC) is energized causing the compressor and outdoor fan to run. The low indoor fan speed is 66% of the user set fan speed and the compressor will run at partial capacity.

If additional cooling is needed, the thermostat will add the call for Y2. This will increase the indoor fan speed to the user set fan speed and energize the compressor loader for full compressor capacity. The outdoor fan is the same speed for Y1 and Y2.

When the thermostat removes the call for Y2 but leaves the Y1, the indoor fan will reduce speed to 66% of the user set fan speed, the compressor loader will turn off, and the outdoor fan will remain on. When the thermostat removes the call for Y1 the compressor contactor will de-energize shutting down the compressor and the outdoor fan. When the thermostat removes the call for G, the indoor fan will turn off after the specific unit fan off delay.

NOTE: Per ASHRAE 90.1-2016 and IECC-2018 standards, during the first stage of cooling operation the Unit Control Board (UCB) will adjust the fan motor speed to provide 66% of the total cfm established for the unit.

Defrost

When the temperature of the outdoor coil drops below 28°F (-2°C) as sensed by the defrost thermostat (DFT2) and the defrost timer is at the end of a timed period (adjustable at 30, 60, 90 or 120 minutes), reversing valve solenoids (RVS1 and RVS2) are energized and the OFC is de-energized. This switches the position of the reversing valves and shuts off the outdoor fan. The electric heaters (if installed) will be energized.

Heating, unit with economizer

When the room temperature calls for heat through terminal W1, the indoor (evaporator) fan contactor (IFC) and

heater contactor no. 1 (HC1) are energized and the reversing valve(s) de-energize and switches position. On units equipped for 2 stages of heat, when additional heat is needed, heater contactor no. 2 is energized through W2. The economizer damper moves to the minimum position. When the thermostat is satisfied, the damper moves to the fully closed position.

Heating, unit without economizer

Upon a request for heating from the space thermostat, terminal W1 will be energized with 24V. The IFC, outdoor fan contactor (OFC), C1, and C2 will be energized. The indoor fan, outdoor fans, and compressor no. 1, and compressor no. 2 are energized and reversing valves are de-energized and switch position.

If the space temperature continues to fall while W1 is energized, W2 will be energized with 24V, and the heater contactor(s) (HC) will be energized, which will energize the electric heater(s).

When the space thermostat is satisfied, W2 will be de-energized first, and the electric heater(s) will be de-energized. Upon a further rise in space temperature, W1 will be de-energized.

| |
|---|
| IMPORTANT: The thermostat must be configured for Electric Heat so it will energize G with the W1 call. |
|---|

Electro-mechanical Units with Factory-Installed EconoMi\$er

When free cooling is not available, the compressors will be controlled by the zone thermostat. When free cooling is available, the outdoor-air damper is modulated by the EconoMi\$er IV and X control to provide a 50°F (10°C) to 55°F (13°C) mixed-air temperature into the zone. As the mixed air temperature fluctuates above 55°F (13°C) or below 50°F (10°C) dampers will be modulated (open or close) to bring the mixed-air temperature back within control. If mechanical cooling is utilized with free cooling, the outdoor-air damper will maintain its current position at the time the compressor is started. If the increase in cooling capacity causes the mixed-air temperature to drop below 45°F (7°C), then the outdoor-air damper position will be decreased to the minimum position. If the mixed-air temperature continues to fall, the outdoor-air damper will close. Control returns to normal once the mixed-air temperature rises above 48°F (9°C). The power exhaust fans will be energized and de-energized, if installed, as the outdoor-air damper opens and closes.

If field-installed accessory CO₂ sensors are connected to the EconoMi\$er IV and X control, a demand controlled ventilation strategy will begin to operate. As the CO₂ level in the zone increases above the CO₂ set-point, the minimum position of the damper will be increased proportionally. As the CO₂ level decreases because of the increase in fresh air, the outdoor-air damper will be proportionally closed. For EconoMi\$er IV and X operation, there must be a thermostat call for the fan (G). If the unit is occupied and the fan is on, the damper will operate at minimum position. Otherwise, the damper will be closed.

Sequence of operation (cont)

When the EconoMi\$er IV and X control is in the occupied mode and a call for cooling exists (Y1 on the thermostat), the control will first check for indoor fan operation. If the fan is not on, then cooling will not be activated. If the fan is on, then the control will open the EconoMi\$er IV and X damper to the minimum position.

On the initial power to the EconoMi\$er® IV and X control, it will take the damper up to 2-1/2 minutes before it begins to position itself. After the initial power-up, further changes in damper position can take up to 30 seconds to initiate. Damper movement from full closed to full open (or vice versa) will take between 1-1/2 and 2-1/2 minutes. If free cooling can be used as determined from the appropriate changeover command (switch, dry bulb, enthalpy curve, differential dry bulb, or differential enthalpy), then the control will modulate the dampers open to maintain the mixed-air temperature set-point at 50°F (10°C) to

55°F (13°C). If there is a further demand for cooling (cooling second stage — Y2 is energized), then the control will bring on compressor stage 1 to maintain the mixed-air temperature set-point. The EconoMi\$er IV and X damper will be open at maximum position.

2-Speed Note: The EconoMi\$er IV and X controller will adjust the damper position as the Indoor Fan Speed changes, per its configured values.

Heating

The sequence of operation for the heating is the same as an electro-mechanical unit with no economizer. The only difference is how the economizer acts. The economizer will stay at the Economizer Minimum Position while the evaporator fan is operating. The outdoor-air damper is closed when the indoor fan is not operating. Refer to Service and Maintenance Manual for further details.

Application data

Minimum operating ambient temperature (cooling)

In mechanical cooling mode, your RHV rooftop unit can safely operate down to an outdoor ambient temperature of 40°F (4°C). It is possible to provide cooling at lower outdoor ambient temperatures by using less outside air, economizers, and/or accessory low ambient kits.

Maximum operating ambient temperature (cooling)

The maximum operating ambient temperature for cooling mode is 115°F (46°C). While cooling operation above 115°F (46°C) may be possible, it could cause either a reduction in performance, reliability, or a protective action by the unit's internal safety devices.

Multiple motor and drive packages

Some applications need larger horsepower motors, some need more airflow, and some need both. Regardless of the case, we have a factory-installed combination to meet your application. A wide selection of motors are available, factory installed, to handle nearly any application.

Minimum and maximum airflow (heating and cooling)

To maintain safe and reliable operation of your rooftop, operate within the heating airflow limits during heating mode and cooling airflow limits during cooling mode. Operating above the max may cause blow-off, undesired airflow noise, or airflow related problems with the rooftop unit. Operating below the min may cause problems with coil freeze-up and unsafe heating operation. Heating and cooling limitations differ when evaluating operating cfm, the minimum value is the HIGHER of the cooling and heating minimum cfm values published on page 6 and the maximum value is the LOWER of the cooling and heating minimum values published on page 6.

Heating-to-cooling changeover

Your unit will automatically change from heating to cooling mode when using a thermostat with an auto-changeover feature.

Airflow

All units are draw-through in cooling mode and blow-through in heating mode.

Outdoor air application strategies

Economizers reduce operating expenses and compressor run time by providing a free source of cooling and a means of ventilation to match application changing needs. In fact, they should be considered for most applications. Also,

consider the various economizer control methods and their benefits, as well as sensors required to accomplish your application goals. Please contact your local representative for assistance.

Motor limits, break horsepower (bhp)

Due to internal design of RHV units, the air path, and specially designed motors, the full horsepower (maximum continuous bhp) band, as listed in the Fan Performance tables, can be used with the utmost confidence. There is no need for extra safety factors, as our motors are designed and rigorously tested to use the entire, listed bhp range without either nuisance tripping or premature motor failure.

Sizing a rooftop

Bigger is not necessarily better. While an air conditioner needs to have enough capacity to meet the design loads, it does not need excess capacity. In fact, excess capacity typically results in very poor part load performance and humidity control.

Using higher design temperatures than ASHRAE recommends for your location, adding "safety factors" to the calculated load, are all signs of oversizing air conditioners. Oversizing the air conditioner leads to poor humidity control, reduced efficiency, higher utility bills, larger indoor temperature swings, excessive noise, and increased wear and tear on the air conditioner.

Rather than oversizing an air conditioner, engineers should "right-size" or even slightly "under-size" air conditioners. Correctly sizing an air conditioner controls humidity better; promotes efficiency; reduces utility bills; extends equipment life, and maintains even, comfortable temperatures. Please contact your local representative for assistance.

Low ambient applications

The optional economizer can adequately cool your space by bringing in fresh, cool outside air. In fact, when so equipped, accessory low-ambient kit may not be necessary. In low ambient conditions, unless the outdoor air is excessively humid or contaminated, economizer-based "free cooling" is the preferred less costly and energy conscious method. In low ambient applications where outside air might not be desired (such as contaminated or excessively humid outdoor environments), your RHV rooftop can operate to ambient temperatures down to -20°F (-29°C) using the recommended accessory low ambient controller.

Guide specifications

This specification is in the "Masterformat" as published by the Construction Specification Institute. Please feel free to copy this specification directly into your building spec.

Rooftop Packaged Heat Pump

HVAC Guide Specifications

Size Range: **3 to 6 Nominal Tons**

Model: **RHV036-072**

Part 1 — (23 06 80) Schedules for Decentralized HVAC Equipment

1.01 (23 06 80.13) Decentralized Unitary HVAC Equipment Schedule:

- A. (23 06 80.13.A.) Rooftop unit (RTU) schedule:
 - 1. Schedule is per the project specification requirements.

Part 2 — (23 07 16) HVAC equipment insulation

2.01 (23 07 16.13) Decentralized, Rooftop Units:

- A. (23 07 16.13.A.) Evaporator fan compartment:
 - 1. Interior cabinet surfaces shall be insulated with a minimum 1/2 in. thick, minimum 1-1/2 lb density, flexible fiberglass insulation bonded with a phenolic binder, neoprene coated on the air side.
 - 2. Insulation and adhesive shall meet NFPA 90A requirements for flame spread and smoke generation.
- B. (23 07 16.13.B.) Electric Heat Compartment:
 - 1. Aluminum foil-faced fiberglass insulation shall be used.
 - 2. Insulation and adhesive shall meet NFPA 90A requirements for flame spread and smoke generation.

Part 3 — (23 09 13) Instrumentation and control devices for HVAC

3.01 (23 09 13.13) Sensors and Transmitters:

- A. (23 09 13.13.A.) Thermostats:
 - 1. Thermostat must:
 - a. have capability to energize 2 different stages of cooling, and 2 different stages of heating. (072 models have 2-stage cooling capabilities).
 - b. be heat pump design and include capability for occupancy scheduling.

Part 4 — (23 09 33) Electric and Electronic Control System for HVAC

4.01 (23 09 33.13) Decentralized, Rooftop Units:

- A. (23 09 33.13.A.) General:
 - 1. Shall be complete with self-contained low-voltage control circuit protected by a resettable circuit breaker on the 24-v transformer side. Transformer shall have 75VA capability.

- 2. Shall utilize color-coded wiring.
 - 3. Shall include a Unit Control Board to conveniently and safely provide connection points for vital control functions such as: smoke detectors, phase monitor, economizer, thermostat, and low and high pressure switches. Controller shall also provide an intuitive means to adjust the indoor fan speed through a simple switch and pot adjustment design.
 - 4. Unit shall include a minimum of one 8-pin screw terminal connection board for connection of control wiring.
 - 5. Shall include integrated defrost system to prevent excessive frost accumulation during heating duty, and shall be controlled as follows:
 - a. Defrost shall be initiated on the basis of time and coil temperature.
 - b. A 30, 60, 90, 120 minute timer shall activate the defrost cycle only if the coil temperature is low enough to indicate a heavy frost condition.
 - c. Defrost cycle shall terminate when defrost thermostat is satisfied and shall have a positive termination time of 10 minutes.
 - 6. Defrost system shall also include:
 - a. Defrost Cycle Indicator LED.
 - b. DIP switch selectable defrost time between 30, 60, 90 and 120 minutes. Factory set at 30 minutes.
 - c. Molded plug connection to ensure proper connection.
- B. (23 09 33.13.B.) Safeties:
- 1. Compressor over-temperature, over-current. High internal pressure differential.
 - 2. Low pressure switch.
 - a. Low pressure switch shall use different color wire than the high pressure switch. The purpose is to assist the installer and service technician to correctly wire and or troubleshoot the rooftop unit.
 - 3. High pressure switch.
 - a. High pressure switch shall use different color wire than the low pressure switch. The purpose is to assist the installer and service technician to correctly wire and or troubleshoot the rooftop unit.
 - 4. Automatic reset, motor thermal overload protector.

Part 5 — (23 09 93) Sequence of Operations for HVAC Controls

5.01 (23 09 93.13) Decentralized, Rooftop Units:

- A. (23 09 93.13.A.) INSERT SEQUENCE OF OPERATION

Guide specifications (cont)

Part 6 — (23 40 13) Panel Air Filters

6.01 (23 40 13.13) Decentralized, Rooftop Units:

- A. (23 40 13.13.A.) Standard filter section:
1. Shall consist of factory installed, low velocity, disposable 2 in. thick fiberglass filters of commercially available sizes.
 2. Unit shall use only one filter size. Multiple sizes are not acceptable.
 3. Filters shall be accessible through an access panel with “no-tool” removal as described in the unit cabinet section of this specification (23 81 19.13.G).

Part 7 — (23 81 19) Self-Contained Air Conditioners

7.01 (23 81 19.13) Small-Capacity Self-Contained Air Conditioners (RHV036-072):

- A. (23 81 19.13.A.) General:
1. Outdoor, rooftop mounted, electrically controlled, heating and cooling unit utilizing a fully hermetic scroll compressor(s) for cooling duty and heat pump heating duty.
 2. Factory assembled, single-piece heating and cooling rooftop unit. Contained within the unit enclosure shall be all factory wiring, piping, controls, and special features required prior to field start-up.
 3. Unit shall use R-410A refrigerant.
 4. Unit shall be installed in accordance with the manufacturer’s instructions.
 5. Unit must be selected and installed in compliance with local, state, and federal codes.
- B. (23 81 19.13.B.) Quality Assurance:
1. Unit meets ASHRAE 90.1 minimum efficiency requirements.
 2. Unit shall be rated in accordance with AHRI Standards 210/240 (036-060 sizes) or 340/360 (072 size).
 3. Unit shall be designed to conform to ASHRAE 15.
 4. Unit shall be UL-tested and certified in accordance with ANSI Z21.47 Standards and UL-listed and certified under Canadian standards as a total package for safety requirements.
 5. Insulation and adhesive shall meet NFPA 90A requirements for flame spread and smoke generation.
 6. Unit casing shall be capable of withstanding 500 hour salt spray exposure per ASTM B117 (scribed specimen).
 7. Unit shall be designed in accordance with ISO 9001, and shall be manufactured in a facility registered by ISO 9001:2015.
 8. Roof curb shall be designed to conform to NRCA Standards.
 9. Unit shall be subjected to a completely automated run test on the assembly line. The data

for each unit will be stored at the factory, and must be available upon request.

10. Unit shall be designed in accordance with UL Standard 1995, including tested to withstand rain.
 11. Unit shall be constructed to prevent intrusion of snow and tested to prevent snow intrusion into the control box up to 40 mph.
 12. Unit shake tested to assurance level 1, ASTM D4169 to ensure shipping reliability.
- C. (23 81 19.13.C.) Delivery, Storage, and Handling:
1. Unit shall be stored and handled per manufacturer’s recommendations.
 2. Lifted by crane requires either shipping top panel or spreader bars.
 3. Unit shall only be stored or positioned in the upright position.
- D. (23 81 19.13.D.) Project Conditions:
1. As specified in the contract.
- E. (23 81 19.13.E.) Operating Characteristics:
1. Unit shall be capable of starting and running at 115°F (46°C) ambient outdoor temperature, meeting maximum load criteria of AHRI Standard 210/240 or 340/360 at ±10% voltage.
 2. Compressor with standard controls shall be capable of operation down to 40°F (4°C), ambient outdoor temperatures. Accessory winter start kit is necessary if mechanically cooling at ambient temperatures down to 25°F (−4°C).
 3. Unit shall discharge supply air vertically or horizontally as shown on contract drawings.
 4. Unit shall be factory configured for vertical supply and return configurations.
 5. Unit shall be field convertible from vertical to horizontal airflow on all models. No special kit required.
 6. Unit shall be capable of mixed operation: vertical supply with horizontal return or horizontal supply with vertical return.
- F. (23 81 19.13.F.) Electrical Requirements:
1. Main power supply voltage, phase, and frequency must match those required by the manufacturer.
- G. (23 81 19.13.G.) Unit Cabinet:
1. Unit cabinet shall be constructed of galvanized steel, and shall be bonderized and coated with a pre-painted baked enamel finish on all externally exposed surfaces.
 2. Unit cabinet exterior paint shall be: film thickness, (dry) 0.003 in. minimum, gloss (per ASTM D523, 60°F/16°C): 60, Hardness: H-2H Pencil hardness.
 3. Evaporator fan compartment interior cabinet insulation shall conform to AHRI Standards

Guide specifications (cont)

- 210/240 and or 340/360 minimum exterior sweat criteria. Interior surfaces shall be insulated with a minimum 1/2 in. thick, 1 lb density, flexible fiberglass insulation, neoprene coated on the air side. Aluminum foil-faced fiberglass insulation shall be used in the heat compartment.
4. Base of unit shall have a minimum of four locations for thru-the-base electrical connections (factory-installed or field-installed), standard.
 5. Base Rail:
 - a. Unit shall have base rails on a minimum of 2 sides.
 - b. Holes shall be provided in the base rails for rigging shackles to facilitate maneuvering and overhead rigging.
 - c. Holes shall be provided in the base rail for moving the rooftop by fork truck.
 - d. Base rail shall be a minimum of 16 gauge thickness.
 6. Condensate pan and connections:
 - a. Shall be a sloped condensate drain pan made of a corrosion resistant material.
 - b. Shall comply with ASHRAE Standard 62.
 - c. Shall use a 3/4 in. 14 NPT drain connection, possible either through the bottom or side of the drain pan. Connection shall be made per manufacturer's recommendations.
 7. Top panel:
 - a. Shall be a single piece top panel on all sizes.
 8. Electrical Connections:
 - a. All unit power wiring shall enter unit cabinet at a single, factory prepared, knockout location.
 - b. Thru-the-base capability.
 - 1) Standard unit shall have a thru-the-base electrical location(s) using a raised, embossed portion of the unit basepan.
 - 2) Optional water-tight connection method must be used for thru-the-base electrical connections.
 - 3) No basepan penetration, other than those authorized by the manufacturer, is permitted.
 9. Component access panels (standard):
 - a. Cabinet panels shall be easily removable for servicing.
 - b. Unit shall have one factory installed, tool-less, removable, filter access panel.
 - c. Panels covering control box, indoor fan, indoor fan motor, and compressors shall have molded composite handles.
 - d. Handles shall be UV modified, composite. They shall be permanently attached, and recessed into the panel.
 - e. Screws on the vertical portion of all removable access panel shall engage into heat resistant, molded composite collars.
 - f. Collars shall be removable and easily replaceable using manufacturer recommended parts.
- H. (23 81 19.13.H.) Coils:
1. Standard industry proven Aluminum Fin-Copper Tube Coils:
 - a. Standard evaporator and condenser coils shall have aluminum lanced plate fins mechanically bonded to seamless internally grooved copper tubes with all joints brazed.
 - b. Evaporator coils shall be leak tested to 150 psig, pressure tested to 450 psig, and qualified to UL 1995 burst test at 1775 psig.
 - c. Condenser coils shall be leak tested to 150 psig, pressure tested to 650 psig, and qualified to UL 1995 burst test at 1980 psig.
 2. Optional Pre-coated aluminum-fin condenser coils (3 Phase Models Only):
 - a. Shall have a durable epoxy-phenolic coating to provide protection in mildly corrosive coastal environments.
 - b. Coating shall be applied to the aluminum fin stock prior to the fin stamping process to create an inert barrier between the aluminum fin and copper tube.
 - c. Epoxy-phenolic barrier shall minimize galvanic action between dissimilar metals.
 - d. Corrosion durability of fin stock shall be confirmed through testing to be no less than 1000 hours salt spray per ASTM B117-90.
 - e. Corrosion durability of fin stock shall be confirmed through testing to have no visible corrosion after 48 hour immersion in a room temperature solution of 5% salt, 1% acetic acid.
 - f. Fin stock coating shall pass 2000 hours of the following: one week exposure in the prohesion chamber followed by one week of accelerated ultraviolet light testing. Prohesion chamber: the solution shall contain 3.5% sodium chloride and 0.35% ammonium sulfate. The exposure cycle is one hour of salt fog application at ambient followed by one hour drying at 95°F (35°C).
 3. Optional Copper-fin evaporator and condenser coils (3 Phase Models Only):
 - a. Shall be constructed of copper fins mechanically bonded to copper tubes and copper tube sheets.

Guide specifications (cont)

- b. Galvanized steel tube sheets shall not be acceptable.
 - c. A polymer strip shall prevent coil assembly from contacting the sheet metal coil pan to minimize potential for galvanic corrosion between coil and pan.
4. Optional E-coated aluminum-fin evaporator and condenser coils (3 Phase Models Only):
- a. Shall have a flexible epoxy polymer coating uniformly applied to all coil surface areas without material bridging between fins.
 - b. Coating process shall ensure complete coil encapsulation of tubes, fins and headers.
 - c. Color shall be high gloss black with gloss per ASTM D523-89.
 - d. Uniform dry film thickness from 0.8 to 1.2 mil on all surface areas including fin edges.
 - e. Superior hardness characteristics of 2H per ASTM D3363-92A and cross-hatch adhesion of 4B-5B per ASTM D3359-93.
 - f. Impact resistance shall be up to 160 in.-lb (ASTM D2794-93).
 - g. Humidity and water immersion resistance shall be up to minimum 1000 and 250 hours respectively (ASTM D2247-92 and ASTM D870-92).
 - h. Corrosion durability shall be confirmed through testing to be no less than 1000 hours salt spray per ASTM B117-90.
- I. (23 81 19.13.I.) Refrigerant Components:
- 1. Refrigerant circuit shall include the following control, safety, and maintenance features:
 - a. Fixed cooling orifice metering system on 036-060 models and TXV on 072 size models shall include a multiple feed distribution system that optimizes coil performance. Fixed heating orifice metering system on all 036-072 models shall include a multiple feed distribution system that optimizes coil performance.
 - b. Refrigerant filter drier - Solid core design.
 - c. Service gauge connections on suction and discharge lines.
 - d. Pressure gauge access through a specially designed access port in the top panel of the unit.
 - e. Suction line accumulator to provide protection in all operating modes from cooling, heating and reverse cycle switching.
 - 2. There shall be gauge line access port in the skin of the rooftop, covered by a black, removable plug.
 - a. The plug shall be easy to remove and replace.
 - b. When the plug is removed, the gauge access port shall enable maintenance personnel to route their pressure gauge lines.
 - c. This gauge access port shall facilitate correct and accurate condenser pressure readings by enabling the reading with the compressor access panel on.
 - d. The plug shall be made of a leak proof, UV-resistant, composite material.
3. Compressors:
- a. Unit shall use fully hermetic, heat pump duty scroll compressor on single circuit independent refrigeration circuit.
 - b. Compressor motors shall be cooled by refrigerant gas passing through motor windings.
 - c. Compressors shall be internally protected from high discharge temperature conditions.
 - d. Compressors shall be protected from an over-temperature and over-amperage conditions by an internal, motor overload device.
 - e. Compressor shall be factory mounted on rubber grommets.
 - f. Compressor motors shall have internal line break thermal, current overload and high pressure differential protection.
 - g. Crankcase heaters shall not be required for normal operating range, unless required by compressor manufacturer due to refrigerant charge limits.
 - h. Compressor on 036-060 models shall be of a single stage cooling capacity design and 072 models shall be a two stage cooling capacity design.
- J. (23 81 19.13.J.) Filter Section:
- 1. Filters access is specified in the unit cabinet section of this specification.
 - 2. Filters shall be held in place by a pivoting filter tray, facilitating easy removal and installation.
 - 3. Shall consist of factory installed, low velocity, throw-away 2 in. thick fiberglass filters.
 - 4. Filters shall be standard, commercially available sizes.
 - 5. Only one size filter per unit is allowed.
- K. (23 81 19.13.K.) Evaporator Fan and Motor with X-Vane Fan Technology:
- 1. Direct Drive Evaporator fan motor:
 - a. Shall be a ECM motor design.
 - b. Shall have permanently lubricated bearings.
 - c. Shall have inherent automatic-reset thermal overload protection.
 - d. Shall have slow ramp up to speed capabilities.

Guide specifications (cont)

- e. Shall require no fan/motor belts for operation, adjustments and or initial fan speed set up.
 - f. Fan DC voltage set up on Unit Control Board can eliminate the need of removal of blower access door, required on conventional belt drive systems.
 - g. Shall be internally protected from electrical phase reversal and loss.
2. Evaporator Fan:
- a. Shall be easily set with dedicated selection switch and adjustment pot on unit control board.
 - b. On sizes 036-060 single speed indoor fan operation provided and on 072 size model with two stage cooling capacity control, the indoor fan speed is automatically controlled to meet the code-compliant 66% low fan speed and 100% at full fan speed operation.
 - c. Blower fan shall be a Vane Axial fan design with 75% less moving parts than a conventional belt drive system.
 - d. Shall be constructed of a cast aluminum stator and high impact composite material on rotor and air inlet casing.
 - e. Shall be a patented / pending design with a corrosion resistant material and dynamically balanced.
 - f. Shall have slow ramp up to speed capabilities to help reduce sound and comfort issues typically associated with single speed belt drive systems.
 - g. Shall be a slide out design with two screw removal.
3. Shall include an easily accessible unit Control Board to conveniently and safely provide connection points for vital control functions such as: smoke detectors, phase monitor, economizer, thermostat, and low and high pressure switches. Controller shall also provide an intuitive means to adjust the indoor fan speed through a simple switch and pot adjustment design.
- L. (23 81 19.13.L.) Condenser Fans and Motors:
- 1. Condenser fan motors:
 - a. Shall be a totally enclosed motor.
 - b. Shall use permanently lubricated bearings.
 - c. Shall have inherent thermal overload protection with an automatic reset feature.
 - d. Shall use a shaft-down design on all sizes.
 - 2. Condenser Fans:
 - a. Shall be a direct-driven propeller type fan constructed of high impact composite material.
 - b. Shall have high impact composite blades completely formed into one piece without blade fasteners or connectors and shall be dynamically balanced.
- M. (23 81 19.13.M.) Special Features Options and Accessories:
- 1. Integrated EconoMi\$er® IV and EconoMi\$er X low leak rate models. (EconoMi\$er IV and X are factory-installed on 036-060 models. EconoMi\$er X is factory-installed on 072 models. All are field-installed on all 3 and 1-phase models.)
 - a. Integrated, gear driven opposing modulating blade design type capable of simultaneous economizer and compressor operation.
 - b. Independent modules for vertical or horizontal return configuration shall be available. Vertical return modules shall be available as a factory installed option.
 - c. Damper blades shall be galvanized steel with composite gears. Plastic or composite blades on intake or return shall not be acceptable.
 - d. Shall include all hardware and controls to provide free cooling with outdoor air when temperature and/or humidity are below setpoints.
 - e. Shall be equipped with gear driven dampers for both the outdoor ventilation air and the return air for positive air stream control.
 - f. Standard leak rate shall be equipped with dampers not to exceed 2% leakage at 1 in. wg pressure differential.
 - g. Economizer controller on EconoMi\$er IV models shall be the W7212 that provides:
 - 1) Combined minimum and DCV maximum damper position potentiometers with compressor staging relay.
 - 2) Functions with solid-state analog enthalpy or dry bulb changeover control sensing.
 - 3) Contain LED indicates for: when free cooling is available, when module is in DCV mode, when exhaust fan contact is closed.
 - h. Economizer controller on EconoMi\$er X models shall be the W7220 that provides:
 - 1) 2-line LCD interface screen for setup, configuration and troubleshooting.
 - 2) On-board Fault Detection and Diagnostics (FDD) that senses and alerts when the economizer is not operating properly, per California Title 24, ASHRAE 90.1 and IECC®1.
 - 3) Sensor failure loss of communication identification.

1. Third-party trademarks and logos are property of their respective owners.

Guide specifications (cont)

- 4) Automatic sensor detection.
 - 5) Capabilities for use with multiple-speed or single speed indoor fan systems.
 - 6) Utilize digital sensors: Dry bulb and Enthalpy.
- i. Shall be capable of introducing up to 100% outdoor air.
 - j. Shall be equipped with a barometric relief damper capable of relieving up to 100% return air and contain seals that meet ASHRAE 90.1 requirements.
 - k. Shall be designed to close damper(s) during loss-of-power situations with spring return built into motor.
 - l. Dry bulb outdoor air temperature sensor shall be provided as standard. Enthalpy sensor is also available on factory installed only. Outdoor air sensor setpoint shall be adjustable and shall range from 40°F to 100°F (4°C to 38°C). Additional sensor options shall be available as accessories.
 - m. The economizer controller shall also provide control of an accessory power exhaust unit function. Factory set at 100%, with a range of 0% to 100%.
 - n. The economizer shall maintain minimum airflow into the building during occupied period and provide design ventilation rate for full occupancy.
 - o. Dampers shall be completely closed when the unit is in the unoccupied mode.
 - p. Economizer controller shall accept a 2 to 10 vdc CO₂ sensor input for IAQ/DCV control. In this mode, dampers shall modulate the outdoor air damper to provide ventilation based on the sensor input.
 - q. Compressor lockout temperature on W7220 control is adjustable from -45°F (-43°C) to 80°F (27°C), set at a factory default of 32°F (0°C). W7212 control opens at 35°F (2°C) and closes at 50°F (10°C).
 - r. Actuator shall be direct coupled to economizer gear. No linkage arms or control rods shall be acceptable.
 - s. Economizer controller shall provide indications when in free cooling mode, in the DCV mode, or the exhaust fan contact is closed.
2. Integrated EconoMi\$er X Ultra Low Leak rate models. (Factory-installed on 3 phase models only. Field-installed on all 3 and 1 phase models.)
 - a. Integrated, gear driven opposing modulating blade design type capable of simultaneous economizer and compressor operation.
 - b. Independent modules for vertical or horizontal return configuration shall be available.
- Vertical return modules shall be available as a factory-installed option.
- c. Damper blades shall be galvanized steel with composite gears. Plastic or composite blades on intake or return shall not be acceptable.
 - d. Shall include all hardware and controls to provide free cooling with outdoor air when temperature and/or humidity are below setpoints.
 - e. Shall be equipped with gear driven dampers for both the outdoor ventilation air and the return air for positive air stream control.
 - f. Ultra Low Leak design meets California Title 24 section 140.4 and ASHRAE 90.1 requirements for 4 cfm per sq ft on the outside air dampers and 10 cfm per sq ft on the return dampers.
 - g. Economizer controller on EconoMi\$er X models shall be the W7220 that provides:
 - 1) 2-line LCD interface screen for setup, configuration and troubleshooting.
 - 2) On-board Fault Detection and Diagnostics (FDD) that senses and alerts when the economizer is not operating properly, per California Title 24, ASHRAE 90.1 and IECC.
 - 3) Sensor failure loss of communication identification.
 - 4) Automatic sensor detection.
 - 5) Capabilities for use with multiple-speed indoor fan systems.
 - 6) Utilize digital sensors: Dry bulb and Enthalpy.
 - h. Shall be capable of introducing up to 100% outdoor air.
 - i. Shall be equipped with a barometric relief damper capable of relieving up to 100% return air and contain seals that meet ASHRAE 90.1 requirements.
 - j. Shall be designed to close damper(s) during loss-of-power situations with spring return built into motor.
 - k. Dry bulb outdoor air temperature sensor shall be provided as standard. Enthalpy sensor is also available on factory installed only. Outdoor air sensor setpoint shall be adjustable and shall range from 40°F to 100°F (4°C to 38°C). Additional sensor options shall be available as accessories.
 - l. The economizer controller shall also provide control of an accessory power exhaust unit function. Factory set at 100%, with a range of 0% to 100%.
 - m. The economizer shall maintain minimum airflow into the building during occupied period and provide design ventilation rate for full occupancy.

Guide specifications (cont)

- n. Dampers shall be completely closed when the unit is in the unoccupied mode.
 - o. Economizer controller shall accept a 2 to 10 vdc CO₂ sensor input for IAQ/DCV control. In this mode, dampers shall modulate the outdoor air damper to provide ventilation based on the sensor input.
 - p. Compressor lockout temperature on W7220 control is adjustable from -45°F (-43°C) to 80°F (27°C), set at a factory default of 32°F (0°C). W7212 control opens at 35°F (2°C) and closes at 50°F (10°C).
 - q. Actuator shall be direct coupled to economizer gear. No linkage arms or control rods shall be acceptable.
 - r. Economizer controller shall provide indications when in free cooling mode, in the DCV mode, or the exhaust fan contact is closed.
3. Two-Position Damper (Factory-installed on 3 Phase 036-060 Models Only. Field-installed on all 3 and 1 Phase Models)
- a. Damper shall be a Two-Position Damper. Damper travel shall be from the full closed position to the field adjustable %-open setpoint.
 - b. Damper shall include adjustable damper travel from 25% to 100% (full open).
 - c. Damper shall include single or dual blade, gear driven dampers and actuator motor.
 - d. Actuator shall be direct coupled to damper gear. No linkage arms or control rods shall be acceptable.
 - e. Damper will admit up to 100% outdoor air for applicable rooftop units.
 - f. Damper shall close upon indoor (evaporator) fan shutoff and/or loss of power.
 - g. The damper actuator shall plug into the rooftop unit's wiring harness plug. No hard wiring shall be required.
 - h. Outside air hood shall include aluminum water entrainment filter.
4. Manual damper (field-installed only):
- a. Manual damper package shall consist of damper, air inlet screen, and rain hood which can be preset to admit up to 25% or 50% outdoor air for year round ventilation.
5. Low Ambient Control Package:
- a. Controller shall control coil head pressure by condenser fan speed modulation or condenser fan cycling and wind baffles.
 - b. Shall consist of solid-state control and condenser coil temperature sensor to maintain condensing temperature between 90°F (32°C) and 110°F (43°C) at outdoor ambient temperatures down to -20°F (-29°C).
6. Condenser Coil Hail Guard Assembly (Factory-installed on 3 Phase Models Only. Field-installed on all 3 and 1 Phase Models.)
- a. Shall protect against damage from hail.
 - b. Shall be either hood style or louvered.
7. Unit-Mounted, Non-Fused Disconnect Switch (Available on units with MOCs of 80 amps or less):
- a. Switch shall be factory installed, internally mounted.
 - b. National Electric Code (NEC) and UL approved non-fused switch shall provide unit power shutoff.
 - c. Shall be accessible from outside the unit.
 - d. Shall provide local shutdown and lockout capability.
 - e. Sized only for the unit as ordered from the factory. Does not accommodate field-installed devices.
8. Convenience Outlet:
- a. Powered convenience outlet: (3 Phase Models Only)
 - 1) Outlet shall be powered from main line power to the rooftop unit.
 - 2) Outlet shall be powered from line side or load side of disconnect by installing contractor, as required by code. If outlet is powered from load side of disconnect, unit electrical ratings shall be UL certified and rated for additional outlet amperage.
 - 3) Outlet shall be factory-installed and internally mounted with easily accessible 115-v female receptacle.
 - 4) Outlet shall include 15 amp GFI receptacles with independent fuse protection.
 - 5) Voltage required to operate convenience outlet shall be provided by a factory installed step-down transformer.
 - 6) Outlet shall be accessible from outside the unit.
 - 7) Outlet shall include a field installed "Wet in Use" cover.
 - b. Factory-Installed Non-Powered convenience outlet:
 - 1) Outlet shall be powered from a separate 115/120v power source.
 - 2) A transformer shall not be included.
 - 3) Outlet shall be factory-installed and internally mounted with easily accessible 115-v female receptacle.
 - 4) Outlet shall include 15 amp GFI receptacles with independent fuse protection.
 - 5) Outlet shall be accessible from outside the unit.

Guide specifications (cont)

- 6) Outlet shall include a field installed "Wet in Use" cover.
- c. Field-Installed Non-Powered convenience outlet:
 - 1) Outlet shall be powered from a separate 115/120v power source.
 - 2) A transformer shall not be included.
 - 3) Outlet shall be field-installed and internally mounted with easily accessible 115-v female receptacle.
 - 4) Outlet shall include 20 amp GFI receptacles. This kit provides a flexible installation method which allows code compliance for height requirements of the GFCI outlet from the finished roof surface as well as the capability to relocate the outlet to a more convenient location.
 - 5) Outlet shall be accessible from outside the unit.
 - 6) Outlet shall include a field installed "Wet in Use" cover.
9. Thru-the-Base Connectors:
 - a. Kits shall provide connectors to permit electrical connections to be brought to the unit through the unit basepan.
 - b. Minimum of four connection locations per unit.
10. Propeller Power Exhaust:
 - a. Power exhaust shall be used in conjunction with an integrated economizer.
 - b. Independent modules for vertical or horizontal return configurations shall be available.
 - c. Horizontal power exhaust is shall be mounted in return ductwork.
 - d. Power exhaust shall be controlled by economizer controller operation. Exhaust fans shall be energized when dampers open past the 0 to 100% adjustable setpoint on the economizer control.
11. Roof Curbs (Vertical):
 - a. Full perimeter roof curb with exhaust capability providing separate air streams for energy recovery from the exhaust air without supply air contamination.
 - b. Formed galvanized steel with wood nailer strip and shall be capable of supporting entire unit weight.
 - c. Permits installation and securing of ductwork to curb prior to mounting unit on the curb.
12. Outdoor Air Enthalpy Sensor:
 - a. The outdoor air enthalpy sensor shall be used to provide single enthalpy control. When used in conjunction with a return air enthalpy sensor, the unit will provide differential enthalpy control. The sensor allows the unit to determine if outside air is suitable for free cooling.
13. Return Air Enthalpy Sensor:
 - a. The return air enthalpy sensor shall be used in conjunction with an outdoor air enthalpy sensor to provide differential enthalpy control.
14. Indoor Air Quality (CO₂) Sensor:
 - a. Shall be able to provide demand ventilation indoor air quality (IAQ) control.
 - b. The IAQ sensor shall be available in duct mount, wall mount, or wall mount with LED display. The setpoint shall have adjustment capability.
15. Smoke detectors:
 - a. Shall be a four-wire controller and detector.
 - b. Shall be environmental compensated with differential sensing for reliable, stable, and drift-free sensitivity.
 - c. Shall use magnet-activated test/reset sensor switches.
 - d. Shall have tool-less connection terminal access.
 - e. Shall have a recessed momentary switch for testing and resetting the detector.
 - f. Controller shall include:
 - 1) One set of normally open alarm initiation contacts for connection to an initiating device circuit on a fire alarm control panel.
 - 2) Two Form-C auxiliary alarm relays for interface with rooftop unit or other equipment.
 - 3) One Form-C supervision (trouble) relay to control the operation of the Trouble LED on a remote test/reset station.
 - 4) Capable of direct connection to two individual detector modules.
 - 5) Can be wired to up to 14 other duct smoke detectors for multiple fan shut-down applications.
16. Winter Start Kit:
 - a. Shall contain a bypass device around the low pressure switch.
 - b. Shall be required when mechanical cooling is required down to 25°F (-4°C).
 - c. Shall not be required to operate on an economizer when below an outdoor ambient of 40°F (4°C).
17. Time Guard Control Circuit:
 - a. Shall prevent compressor short-cycling by providing a 5 minute delay (±2 minutes) before restarting a compressor after shut-down for any reason.
 - b. One device shall be required per compressor.

Guide specifications (cont)

18. Hinged Access Panels:
 - a. Shall provide easy access through integrated quarter turn latches.
 - b. Shall be on major panels of: filter, control box, fan motor, and compressor.
19. Condensate overflow switch:
 - a. This sensor and related controller monitors the condensate level in the drain pan and shuts down compression operation when overflow conditions occur. It includes:
 - 1) Indicator light — solid red (more than 10 seconds on water contact — compressors disabled), blinking red (sensor disconnected).
 - 2) 10 second delay to break — eliminates nuisance trips from splashing or waves in pan (sensor needs 10 seconds of constant water contact before tripping).
 - 3) Disables the compressor(s) operation when condensate plug is detected, but still allows fans to run for Economizer.
20. MERV-8 Return Air Filters:
 - a. Factory option to upgrade standard unit filters to MERV-8 filters.
21. Phase Monitor Control:
 - a. Shall monitor the sequence of three phase electrical system to provide a phase reversal protection.
 - b. Shall monitor the three phase voltage inputs to provide a phase loss protection for the three phase device.
- c. Will work on either a Delta or Wye power connection.
22. Horn/Strobe Annunciator:
 - a. Provides an audible/visual signaling device for use with factory-installed option or field installed accessory smoke detectors.
 - 1) Requires installation of a field-supplied 24-v transformer suitable for 4.2 VA (AC) or 3.0 VA (DC) per horn/strobe accessory.
 - 2) Requires field-supplied electrical box, North American 1-gang box, 2 in. (51 mm) x 4 in. (102 mm).
 - 3) Shall have a clear colored lens.
23. Electric Heat:
 - a. Heating Section:
 - 1) Heater element open coil resistance wire, nickel-chrome alloy, 0.29 inches inside diameter, strung through ceramic insulators mounted on metal frame. Coil ends are staked and welded to terminal screw slots.
 - 2) Heater assemblies are provided with integral fusing for protection of internal heater circuits not exceeding 48 amps each. Auto reset thermo limit controls, magnetic heater contactors (24 v coil) and terminal block all mounted in electric heater control box (minimum 18 ga galvanized steel) attached to end of heater assembly.

© 2023 Carrier

Lewisburg, Tennessee 37091 USA

www.GoDayandNight.com

Manufacturer reserves the right to discontinue, or change at any time, specifications or designs without notice and without incurring obligations.