The new degree of comfort.®

Endeavor® Line *Select*® Series iC Heat Pumps



WP14AZ

Cooling Efficiencies up to: 14.3 SEER2/10.4 EER2
Heating Efficiencies up to: 7.6 HSPF2
Nominal Sizes: 1½ to 5 Ton [5.28 to 17.6 kW]
Cooling Capacities: 17.1 to 55.5 kBTU [5.0 to 16.3 kW]

ISO 9001:2015

AHRI CERTIFIED www.ahridirectory.org
Unitary Small AC
AHRI Standard 210/240

c UL us LISTED

ENERGUIDE
Seasonal Energy Efficiency Ratio (SEER)
THIS MODEL
13.0 — Uses least energy → 21.0

Table of Contents

Features & Benefits 3
Model Number Identification 4
General Data/Electrical Data 5
Accessories 6
Weighted Sound Power 6
Unit Dimensions 7
Clearances 8
Refrigerant Line Size Information 9-10
Performance Data 11
Limited Warranty 12

Features and Benefits

- **Fully Louvered Steel Cabinet:** Features durable construction to add protection from yard hazards, weather corrosion
- **Two-Stage Scroll Compressor[1]:** Features two speeds (high and low) of cooling and heating, providing more precise temperature control, lower humidity and greater efficiency when compared to single stage compressors
- **Inverted Reversing Valve:** Allows for faster heat transfer with gravity assist shifting and reduced joint stress for increased reliability
- **Easily Accessible Control Box:** Ease of installation and serviceability

[1]Does not apply to the 1.5 ton 1-stage model

Heat Pumps

W	P	14	A	Z	18	A	J	1	N
Brand	**Product Category**	**SEER2**	**Region**	**Refrigerant**	**Capacity**	**Major Series**	**Voltage**	**Type**	**Controls**
W - Rheem Select	P - Heat Pump	14 - 14.3 SEER2	A - All Regions	Z - R-410A	18 - 18,000 [5.28 kW] 24 - 24,000 [7.03 kW] 30 - 30,000 [8.79 kW] 36 - 36,000 [10.55 kW] 42 - 42,000 [12.31 kW] 48 - 48,000 [14.07 kW] 60 - 60,000 [17.58 kW]	A - 1st Design	J - 208/230/1/60	1 - Single-Stage 2 - 2-Stage	N - Non-Communicating

[ ] Designates Metric Conversions

AVAILABLE MODELS
WP14AZ18AJ1N
WP14AZ18AJ2N
WP14AZ24AJ2N
WP14AZ30AJ2N
WP14AZ36AJ2N
WP14AZ42AJ2N
WP14AZ48AJ2N
WP14AZ60AJ2N

STANDARD EQUIPMENT
R-410A Refrigerant
Scroll Compressor
Field Installed Filter Drier
Front Seating Service Valves
Internal Pressure Relief Valve
Internal Thermal Overload
Long Line capability
Low Ambient capability with Kit
3-4-5 Expanded Valve Space
Optimized Venturi Airflow
Single row condenser coil
Rust resistant screws
QR code
External gauge ports
Service trays

General Data

MODEL NO.	WP14AZ18**1	WP14AZ18**2	WP14AZ24	WP14AZ30	WP14AZ36	WP14AZ42	WP14AZ48	WP14AZ60
Nominal Tonnage	1.5	1.5	2.0	2.5	3.0	3.5	4.0	5.0
Valve Connections								
Liquid Line O.D. – in.	3/8	3/8	3/8	3/8	3/8	3/8	3/8	3/8
Suction Line O.D. – in.	3/4	3/4	3/4	3/4	3/4	7/8	7/8	7/8
Refrigerant (R410A) furnished oz.[1]	84	88	88	108	118	148	148	247
Compressor Type	Scroll							
Outdoor Coil								
Net face area – Outer Coil	10.9	10.9	10.9	14.4	19.5	19.5	19.5	28.4
Net face area – Inner Coil								
Tube diameter – in.	0.276	0.276	0.276	0.276	0.276	0.276	0.276	0.375
Number of rows	1	1	1	1	1	1	1	1
Fins per inch	22	22	22	22	22	22	24	20
Outdoor Fan								
Diameter – in.	20	20	20	24	24	24	24	26
Number of blades	3	3	3	3	3	3	3	3
Motor hp	1/7	1/7	1/6	1/5	1/5	1/5	1/5	1/5
CFM	2401	2401	2620	3391	4077	4077	4096	4686
RPM	1075	1075	1075	850	850	850	850	850
watts	146	141	145	175	234	222	236	239
Shipping weight – lbs.	183	183	186	188	217	253	259	303
Operating weight – lbs.	163	163	158	178	213	220	253	253

Electrical Data

Line Voltage Data (Volts-Phase-Hz)	208/230-1-60	208/230-1-60	208/230-1-60	208/230-1-60	208/230-1-60	208/230-1-60	208/230-1-60	208/230-1-60
Maximum overcurrent protection (amps)[2]	20	20	25	25	35	45	50	50
Minimum circuit ampacity[3]	11	12	15	18	21	26	29	31
Compressor								
Rated load amps	10	8	11	13	15	20	22	24
Locked rotor amps	46	49	66	71	78	151	127	118
Condenser Fan Motor								
Full load amps	0.75	0.75	0.75	1.0	1.0	1.0	1.0	1.0
Locked rotor amps	1.4	1.4	1.5	2.6	2.56	2.56	2.56	2.6

[1]Refrigerant charge sufficient for 15 ft. length of refrigerant lines. For longer line set requirements see the installation instructions for information about set length and additional refrigerant charge required.
[2]HACR type circuit breaker of fuse.
[3]Refer to National Electrical Code manual to determine wire, fuse and disconnect size requirements.

Accessories

MODEL NO.		WP14AZ18**1	WP14AZ18**2	WP14AZ24	WP14AZ30	WP14AZ36	WP14AZ42	WP14AZ48	WP14AZ60
Compressor crankcase heater*		44-17402-44	44-17402-44	44-17402-44	44-17402-44	44-17402-44	44-17402-45	44-17402-45	Factory Standard
Low ambient control		RXAD-A08	RXAD-A08	RXAD-A08	RXAD-A08	RXAD-A08	RXAD-A08	RXAD-A08	RXAD-A08
Compressor sound cover		68-23427-26	68-23427-26	68-23427-26	68-23427-26	68-23427-26	68-23427-25	68-23427-25	68-23427-25
Compressor hard start kit		SK-A1	SK-A1	SK-A1	SK-A1	SK-A1	SK-A1	SK-A1	SK-A1
Low pressure control		Factory Standard	Factory Standard	Factory Standard	Factory Standard	Factory Standard	Factory Standard	Factory Standard	Factory Standard
High pressure control		Factory Standard	Factory Standard	Factory Standard	Factory Standard	Factory Standard	Factory Standard	Factory Standard	Factory Standard
Liquid Line Solenoid (24 VAC, 50/60 Hz)	Solenoid Valve	200RD2T3TVLC	200RD2T3TVLC	200RD2T3TVLC	200RD2T3TVLC	200RD2T3TVLC	200RD2T3TVLC	200RD3T3TVLC	200RD3T3TVLC
	Solenoid Coil	61-AMG24V	61-AMG24V	61-AMG24V	61-AMG24V	61-AMG24V	61-AMG24V	61-AMG24V	61-AMG24V
Liquid Line Solenoid (120/240 VAC, 50/60 Hz)	Solenoid Valve	200RD2T3TVLC	200RD2T3TVLC	200RD2T3TVLC	200RD2T3TVLC	200RD2T3TVLC	200RD2T3TVLC	200RD3T3TVLC	200RD3T3TVLC
	Solenoid Coil	61-AMG120/240V	61-AMG120/240V	61-AMG120/240V	61-AMG120/240V	61-AMG120/240V	61-AMG120/240V	61-AMG120/240V	61-AMG120/240V
Classic Top Cap w/Label		91-101123-21	91-101123-21	91-101123-21	91-101123-21	91-101123-21	91-101123-21	91-101123-21	91-101123-21

*Bi-flow kits are required when installing a liquid line solenoid on a heat pump.

Weighted Sound Power Level (dBA)

UNIT SIZE - VOLTAGE, SERIES	STANDARD RATING (DBA)	TYPICAL OCTAVE BAND SPECTRUM (dBA without tone adjustment)						
		125	250	500	1000	2000	4000	8000
WP14AZ18A	73	39.8	55	62.1	67.0	60.0	57.4	51.2
WP14AZ24A	73	40.4	55.4	62.5	65.9	58.7	56.4	48.9
WP14AZ30A	72	48.9	55.3	63.6	61.0	59.1	56.5	48.7
WP14AZ36A	72	50.1	55.8	64.4	61.5	58.7	55.1	50.9
WP14AZ42A	72	48.6	56.2	63.1	61.7	60.0	56	50.0
WP14AZ48A	74	49.3	56	64.5	64.5	60.1	54.9	47.7
WP14AZ60A	74	43.9	55.2	63.4	65.8	61.7	57.9	52.9

NOTE: Tested in accordance with AHRI Standard 270-08 (not listed in AHRI)

Unit Dimensions

MODEL NO.	OPERATING						SHIPPING					
	H (Height)		L (Length)		W (Width)		H (Height)		L (Length)		W (Width)	
	INCHES	mm	INCHES	mm	INCHES	mm	INCHES	mm	INCHES	mm	INCHES	mm
WP14AZ18**1	25.17	639	29.543	750	29.543	750	27.0625	687	32.625	829	32.625	829
WP14AZ18**2	25.17	639	29.543	750	29.543	750	27.0625	687	32.625	829	32.625	829
WP14AZ24	25.17	639	29.543	750	29.543	750	27.0625	687	32.625	829	32.625	829
WP14AZ30	27.17	690	33.655	855	33.655	855	29.0625	738	36.625	930	36.625	930
WP14AZ36	35.17	893	33.655	855	33.655	855	37.0625	941	36.625	930	36.625	930
WP14AZ42	35.17	893	33.655	855	33.655	855	37.0625	941	36.625	930	36.625	930
WP14AZ48	35.17	893	33.655	855	33.655	855	37.0625	941	36.625	930	36.625	930
WP14AZ60	45.17	1147	35.543	903	35.543	903	47.0625	1195	38.625	981	38.625	981

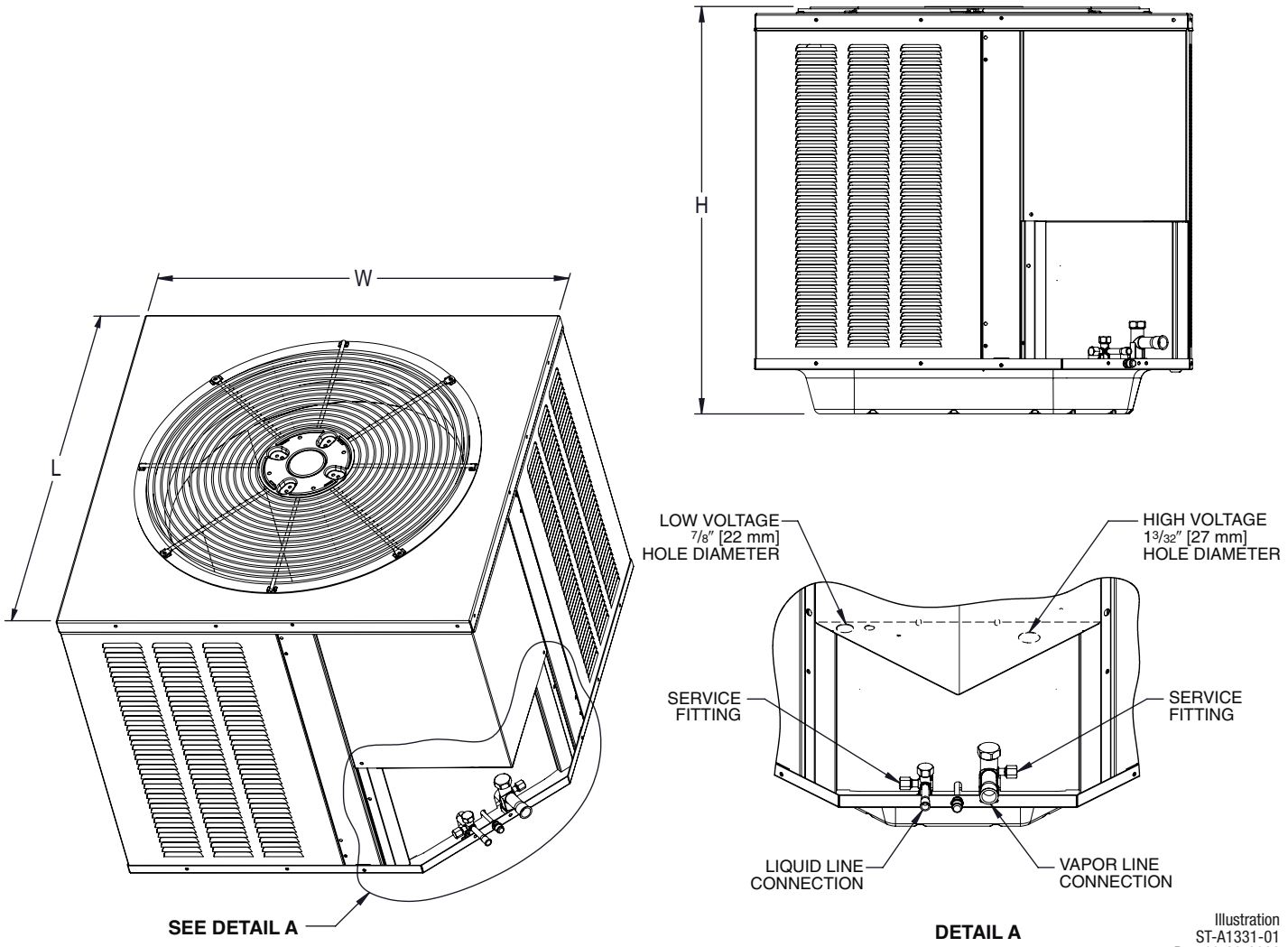

Illustration
ST-A1331-01
Rev. 10-20-2022

[ ] Designates Metric Conversions

CLEARANCES

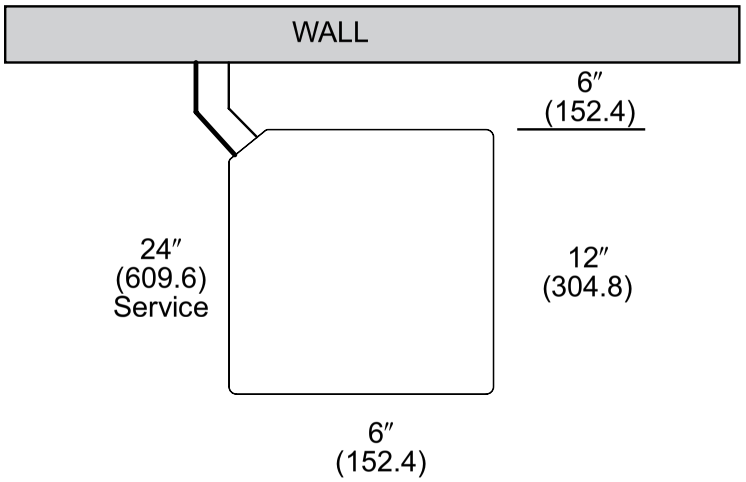

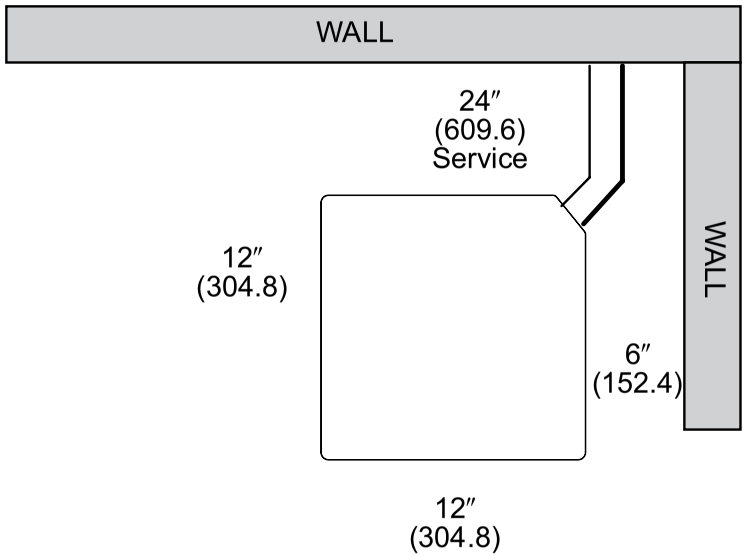

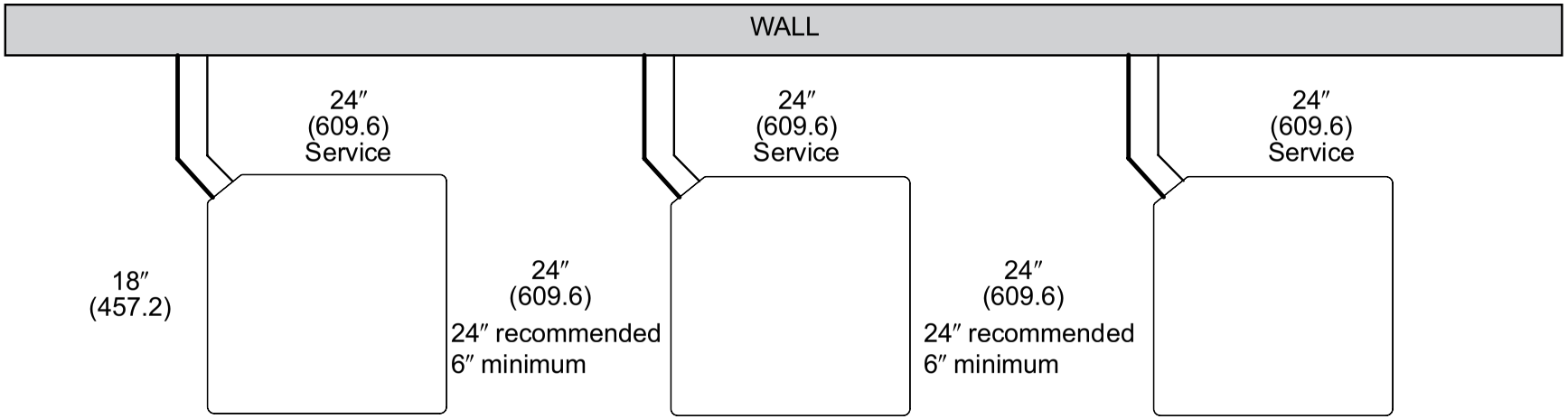

NOTE: NUMBERS IN () = mm

IMPORTANT: When installing multiple units in an alcove, roof well or partially enclosed area, ensure there is adequate ventillation to prevent re-circulation of discharge air.

Refrigerant Line Size Information

SINGLE AND TWO STAGE HEAT PUMPS									
UNIT SIZE	LIQUID LINE SIZE	SUCTION LINE SIZE	OUTDOOR UNIT ABOVE OR BELOW INDOOR UNIT						
			EQUIVALENT LENGTH IN FEET						
			<15	16-25	26-50	51-80	81-100	101-125	126-150
			MAXIMUM VERTICAL SEPARATION/CAPACITY MULTIPLIER						
1.5 Ton	1/4"	1/2"	15 / 1	25 / 0.99	50 / 0.98	75 / 0.97	60 / 0.94	40 / 0.93	20 / 0.91
	5/16"	1/2"	15 / 1	25 / 0.99	50 / 0.98	80 / 0.97	100 / 0.94	110 / 0.93	115 / 0.91
	3/8"	1/2"	15 / 1	25 / 1	50 / 0.99	80 / 0.97	100 / 0.97	115 / 0.96	115 / 0.95
	1/4"	5/8"	15 / 1	25 / 1	50 / 0.99	75 / 0.99	60 / 0.98	40 / 0.98	20 / 0.98
	5/16"	5/8"	15 / 1	25 / 1	50 / 0.99	80 / 0.99	100 / 0.98	110 / 0.98	115 / 0.98
	3/8"	5/8"	15 / 1	25 / 1	50 / 1	80 / 0.99	100 / 0.99	115 / 0.99	115 / 0.98
	1/4"	3/4"	15 / 1	25 / 1	50 / 1	75 / 0.99	60 / 0.99	40 / 0.99	20 / 0.99
	5/16"	3/4"	15 / 1	25 / 1	50 / 1	80 / 0.99	100 / 0.99	110 / 0.99	115 / 0.99
	3/8"	3/4"	15 / 1	25 / 1	50 / 1	80 / 0.99	100 / 0.99	115 / 0.99	115 / 0.98
2 Ton	1/4"	5/8"	15 / 1	25 / 0.99	50 / 0.99	40 / 0.98	15 / 0.97	0 / 0.96	0 / 0.95
	5/16"	5/8"	15 / 1	25 / 0.99	50 / 0.99	80 / 0.98	100 / 0.97	95 / 0.96	85 / 0.95
	3/8"	5/8"	15 / 1	25 / 1	50 / 0.99	80 / 0.98	100 / 0.97	100 / 0.96	95 / 0.95
	1/4"	3/4"	15 / 1	25 / 1	50 / 0.99	40 / 0.99	15 / 0.99	0 / 0.99	0 / 0.98
	5/16"	3/4"	15 / 1	25 / 1	50 / 0.99	80 / 0.99	100 / 0.99	95 / 0.99	85 / 0.98
	3/8"	3/4"	15 / 1	25 / 1	50 / 1	80 / 0.99	100 / 0.99	100 / 0.99	95 / 0.98
2.5 Ton	1/4"	5/8"	15 / 1	25 / 0.99	50 / 0.98	0 / 0.97	0 / 0.96	0 / 0.94	0 / 0.93
	5/16"	5/8"	15 / 1	25 / 0.99	50 / 0.98	80 / 0.97	85 / 0.96	75 / 0.94	60 / 0.93
	3/8"	5/8"	15 / 1	25 / 0.99	50 / 0.98	80 / 0.97	95 / 0.96	90 / 0.94	85 / 0.93
	1/4"	3/4"	15 / 1	25 / 1	50 / 0.99	0 / 0.99	0 / 0.98	0 / 0.98	0 / 0.97
	5/16"	3/4"	15 / 1	25 / 1	50 / 0.99	80 / 0.99	85 / 0.98	75 / 0.98	60 / 0.97
	3/8"	3/4"	15 / 1	25 / 1	50 / 0.99	80 / 0.99	95 / 0.98	90 / 0.98	85 / 0.97
3 Ton	5/16"	5/8"	15 / 1	25 / 0.99	50 / 0.97	75 / 0.95	65 / 0.94	45 / 0.92	30 / 0.9
	5/16"	3/4"	15 / 1	25 / 1	50 / 0.99	75 / 0.98	65 / 0.98	45 / 0.97	30 / 0.96
	3/8"	5/8"	15 / 1	25 / 0.99	50 / 0.97	80 / 0.95	85 / 0.94	80 / 0.92	75 / 0.9
	3/8"	3/4"	15 / 1	25 / 1	50 / 0.99	80 / 0.98	85 / 0.98	80 / 0.97	75 / 0.96
	3/8"	7/8"	15 / 1	25 / 1	50 / 1	80 / 0.99	85 / 0.99	80 / 0.99	75 / 0.98
	1/2"	3/4"	15 / 1	25 / 1	50 / 0.99	80 / 0.98	100 / 0.98	125 / 0.97	130 / 0.96
	1/2"	7/8"	15 / 1	25 / 1	50 / 0.99	80 / 0.99	100 / 0.99	125 / 0.99	130 / 0.99
3.5 Ton	3/8"	3/4"	15 / 1	25 / 0.99	50 / 0.98	80 / 0.97	80 / 0.97	70 / 0.96	65 / 0.95
	3/8"	7/8"	15 / 1	25 / 1	50 / 0.99	80 / 0.99	80 / 0.99	70 / 0.98	65 / 0.98
	1/2"	3/4"	15 / 1	25 / 0.99	50 / 0.98	80 / 0.97	100 / 0.97	125 / 0.96	125 / 0.94
	1/2"	7/8"	15 / 1	25 / 0.99	50 / 0.98	80 / 0.97	100 / 0.97	125 / 0.96	125 / 0.94
4 Ton	3/8"	3/4"	15 / 1	25 / 0.99	50 / 0.98	75 / 0.97	70 / 0.96	60 / 0.95	50 / 0.94
	3/8"	7/8"	15 / 1	25 / 1	50 / 0.99	75 / 0.99	70 / 0.98	60 / 0.98	50 / 0.97
	1/2"	3/4"	15 / 1	25 / 0.99	50 / 0.98	80 / 0.97	100 / 0.96	125 / 0.95	125 / 0.94
	1/2"	7/8"	15 / 1	25 / 1	50 / 0.99	80 / 0.99	100 / 0.98	125 / 0.98	125 / 0.97
5 Ton	3/8"	3/4"	15 / 1	25 / 0.99	50 / 0.97	65 / 0.95	45 / 0.94	30 / 0.92	15 / 0.9
	3/8"	7/8"	15 / 1	25 / 0.99	50 / 0.99	65 / 0.98	45 / 0.97	30 / 0.96	15 / 0.96
	1/2"	3/4"	15 / 0.99	25 / 0.99	50 / 0.97	80 / 0.95	100 / 0.94	120 / 0.92	115 / 0.9
	1/2"	7/8"	15 / 1	25 / 0.99	50 / 0.99	80 / 0.98	100 / 0.97	120 / 0.96	115 / 0.96

NOTES:

1) Maximum Equivalent Line Length may not exceed 250'.
2) Maximum Actual Line Length may not exceed 200'.
3) Light Grey shaded areas are considered long line and may require accessories as recommended in Long Line Set Guide.
4) **DO NOT** use suction line traps in the suction riser as this adds additional unwanted pressure drop in the system.

Refrigerant Line Size Information (Con't.)

SINGLE AND TWO STAGE HEAT PUMPS									
UNIT SIZE	LIQUID LINE SIZE	SUCTION LINE SIZE	OUTDOOR UNIT ABOVE OR BELOW INDOOR UNIT						
			EQUIVALENT LENGTH IN METERS						
			0-5	5.5-8	8.5-15	15.5-24	24.5-30	30.5-38	38.5-46
			MAXIMUM VERTICAL SEPARATION/CAPACITY MULTIPLIER						
1.5 Ton	1/4"	1/2"	5 / 1	8 / 0.99	15 / 0.98	23 / 0.97	18 / 0.94	12 / 0.93	6 / 0.91
	5/16"	1/2"	5 / 1	8 / 0.99	15 / 0.98	24 / 0.97	30 / 0.94	34 / 0.93	35 / 0.91
	3/8"	1/2"	5 / 1	8 / 1	15 / 0.99	24 / 0.97	30 / 0.97	35 / 0.96	35 / 0.95
	1/4"	5/8"	5 / 1	8 / 1	15 / 0.99	23 / 0.99	18 / 0.98	12 / 0.98	6 / 0.98
	5/16"	5/8"	5 / 1	8 / 1	15 / 0.99	24 / 0.99	30 / 0.98	34 / 0.98	35 / 0.98
	3/8"	5/8"	5 / 1	8 / 1	15 / 1	24 / 0.99	30 / 0.99	35 / 0.99	35 / 0.98
	1/4"	3/4"	5 / 1	8 / 1	15 / 1	23 / 0.99	18 / 0.99	12 / 0.99	6 / 0.99
	5/16"	3/4"	5 / 1	8 / 1	15 / 1	24 / 0.99	30 / 0.99	34 / 0.99	35 / 0.99
	3/8"	3/4"	5 / 1	8 / 1	15 / 1	24 / 0.99	30 / 0.99	35 / 0.99	35 / 0.98
2 Ton	1/4"	5/8"	5 / 1	8 / 0.99	15 / 0.99	12 / 0.98	5 / 0.97	0 / 0.96	0 / 0.95
	5/16"	5/8"	5 / 1	8 / 0.99	15 / 0.99	24 / 0.98	30 / 0.97	29 / 0.96	26 / 0.95
	3/8"	5/8"	5 / 1	8 / 1	15 / 0.99	24 / 0.98	30 / 0.97	30 / 0.96	29 / 0.95
	1/4"	3/4"	5 / 1	8 / 1	15 / 0.99	12 / 0.99	5 / 0.99	0 / 0.99	0 / 0.98
	5/16"	3/4"	5 / 1	8 / 1	15 / 0.99	24 / 0.99	30 / 0.99	29 / 0.99	26 / 0.98
	3/8"	3/4"	5 / 1	8 / 1	15 / 1	24 / 0.99	30 / 0.99	30 / 0.99	29 / 0.98
2.5 Ton	1/4"	5/8"	5 / 1	8 / 0.99	15 / 0.98	0 / 0.97	0 / 0.96	0 / 0.94	0 / 0.93
	5/16"	5/8"	5 / 1	8 / 0.99	15 / 0.98	24 / 0.97	26 / 0.96	23 / 0.94	18 / 0.93
	3/8"	5/8"	5 / 1	8 / 0.99	15 / 0.98	24 / 0.97	29 / 0.96	27 / 0.94	26 / 0.93
	1/4"	3/4"	5 / 1	8 / 1	15 / 0.99	0 / 0.99	0 / 0.98	0 / 0.98	0 / 0.97
	5/16"	3/4"	5 / 1	8 / 1	15 / 0.99	24 / 0.99	26 / 0.98	23 / 0.98	18 / 0.97
	3/8"	3/4"	5 / 1	8 / 1	15 / 0.99	24 / 0.99	29 / 0.98	27 / 0.98	26 / 0.97
3 Ton	5/16"	5/8"	5 / 1	8 / 0.99	15 / 0.97	23 / 0.95	20 / 0.94	14 / 0.92	9 / 0.9
	5/16"	3/4"	5 / 1	8 / 1	15 / 0.99	23 / 0.98	20 / 0.98	14 / 0.97	9 / 0.96
	3/8"	5/8"	5 / 1	8 / 0.99	15 / 0.97	24 / 0.95	26 / 0.94	24 / 0.92	23 / 0.9
	3/8"	3/4"	5 / 1	8 / 1	15 / 0.99	24 / 0.98	26 / 0.98	24 / 0.97	23 / 0.96
	3/8"	7/8"	5 / 1	8 / 1	15 / 1	24 / 0.99	26 / 0.99	24 / 0.99	23 / 0.98
	1/2"	3/4"	5 / 1	8 / 1	15 / 0.99	23 / 0.98	30 / 0.98	38 / 0.97	40 / 0.96
	1/2"	7/8"	5 / 1	8 / 1	15 / 0.99	23 / 0.99	30 / 0.99	38 / 0.99	40 / 0.99
3.5 Ton	3/8"	3/4"	5 / 1	8 / 0.99	15 / 0.98	24 / 0.97	24 / 0.97	21 / 0.96	20 / 0.95
	3/8"	7/8"	5 / 1	8 / 1	15 / 0.99	24 / 0.99	24 / 0.99	21 / 0.98	20 / 0.98
	1/2"	3/4"	5 / 1	8 / 0.99	15 / 0.98	23 / 0.97	30 / 0.97	38 / 0.96	38 / 0.94
	1/2"	7/8"	5 / 1	8 / 0.99	15 / 0.98	23 / 0.97	30 / 0.97	38 / 0.96	38 / 0.94
4 Ton	3/8"	3/4"	5 / 1	8 / 0.99	15 / 0.98	23 / 0.97	21 / 0.96	18 / 0.95	15 / 0.94
	3/8"	7/8"	5 / 1	8 / 1	15 / 0.99	23 / 0.99	21 / 0.98	18 / 0.98	15 / 0.97
	1/2"	3/4"	5 / 1	8 / 0.99	15 / 0.98	23 / 0.97	30 / 0.96	38 / 0.95	38 / 0.94
	1/2"	7/8"	5 / 1	8 / 1	15 / 0.99	23 / 0.99	30 / 0.98	38 / 0.98	38 / 0.97
5 Ton	3/8"	3/4"	5 / 1	8 / 0.99	15 / 0.97	20 / 0.95	14 / 0.94	9 / 0.92	5 / 0.9
	3/8"	7/8"	5 / 1	8 / 0.99	15 / 0.99	20 / 0.98	14 / 0.97	9 / 0.96	5 / 0.96
	1/2"	3/4"	5 / 0.99	8 / 0.99	15 / 0.97	23 / 0.95	30 / 0.94	37 / 0.92	35 / 0.9
	1/2"	7/8"	5 / 1	8 / 0.99	15 / 0.99	23 / 0.98	30 / 0.97	37 / 0.96	35 / 0.96

NOTES:
1) Maximum Equivalent Line Length may not exceed 76 Meters.
2) Maximum Actual Line Length may not exceed 61 Meters.
3) Light Grey shaded areas are considered long line and may require accessories as recommended in Long Line Set Guide.
4) **DO NOT** use suction line traps in the suction riser as this adds additional unwanted pressure drop in the system.

Performance Data @ AHRI Standard Conditions – Cooling

DESIGNATED TESTED COMBINATION (DTC)												
OUTDOOR UNIT	**AIR HANDLER**	**TOTAL CAPACITY BTU/H [kW]**	**NET SENSIBLE BTU/H [kW]**	**NET LATENT BTU/H [kW]**	**SEER2**	**EER2**	**INDOOR CFM [L/S]**	**47 DEGREE HEATING CAPACITY BTU/H [KW]**	**47 DEGREE COP**	**17 DEGREE HEATING CAPACITY BTU/H [KW]**	**17 DEGREE COP**	**REGION IV HSPF2**
WP14AZ18AJ1	RH2TZ2417STANN	17,100 [5.0]	13,100 [3.8]	4,000 [1.2]	14.3	9.0	575 [271.4]	17,100 [5.0]	3.78	11,100 [3.3]	2.56	7.5
WP14AZ18AJ2	RH2TZ2417STANN	17,100 [5.0]	13,100 [3.8]	4,000 [1.2]	14.3	9.0	550 [259.6]	17,100 [5.0]	3.58	11,000 [3.2]	2.52	7.5
WP14AZ24AJ2	RH2TZ2417STANN	22,800 [6.7]	17,500 [5.1]	5,300 [1.6]	14.3	9.0	775 [365.8]	22,800 [6.7]	3.51	14,600 [4.3]	2.55	7.5
WP14AZ30AJ2	RH2TZ3617STANN	28,600 [8.4]	21,900 [6.4]	6,700 [2.0]	14.3	9.0	950 [448.4]	28,600 [8.4]	3.56	18,200 [5.3]	2.57	7.5
WP14AZ36AJ2	RH2TZ3617STANN	34,200 [10.0]	26,200 [7.7]	8,000 [2.3]	14.3	9.0	1,050 [495.5]	34,200 [10.0]	3.27	23,600 [6.9]	2.49	7.5
WP14AZ42AJ2	RH2TZ4821STANN	39,500 [11.6]	30,300 [8.9]	9,200 [2.7]	14.3	9.0	1,275 [601.7]	39,500 [11.6]	3.69	25,500 [7.5]	2.67	7.5
WP14AZ48AJ2	RH2TZ4821STANN	45,500 [13.3]	34,900 [10.2]	10,600 [3.1]	14.3	9.0	1,450 [684.3]	45,500 [13.0]	3.65	27,500 [8.1]	2.54	7.5
WP14AZ60AJ2	RH2TZ6024STANN	55,500 [16.3]	42,600 [12.5]	12,900 [3.8]	14.3	9.0	1,800 [849.5]	55,500 [16.3]	2.66	34,000 [10.0]	2.56	7.5

NOTE: This data includes DTC (Designated Test Combination) ratings and is for reference purposes only. A full listing of official ratings and system match-ups, along with downloadable certificates, can be accessed from the AHRI website: www.ahridirectory.org.

[ ] Designates Metric Conversions

The new degree of comfort.®

GENERAL TERMS OF LIMITED WARRANTY*

Rheem will furnish a replacement for any part of this product which fails in normal use and service within the applicable period stated, in accordance with the terms of the limited warranty.

***For complete details of the Limited and Conditional Warranties, including applicable terms and conditions, contact your local contractor or the Manufacturer for a copy of the product warranty certificate.**

Parts..... Five (5) Years

Before proceeding with installation, refer to installation instructions packaged with each model, as well as complying with all Federal, State, Provincial, and Local codes, regulations, and practices.

© 2024 Rheem Manufacturing Company. Rheem trademarks owned by Rheem Manufacturing Company.

In keeping with its policy of continuous progress and product improvement, Rheem reserves the right to make changes without notice.

5600 Old Greenwood Road
Fort Smith, Arkansas 72908 • www.rheem.com

125 Edgeware Road, Unit 1
Brampton, Ontario • L6Y 0P5 • rheem.ca

PRINTED IN U.S.A. 1/24 QG FORM NO. P33-829 REV. 4