



Royal® Manual Flushometer

ROYAL 110-3.5-CP

Product description

3.5 gpf, Polished Chrome Finish, Fixture Connection Top Spud, Single Flush, Royal® Exposed Manual Water Closet Flushometer.

Compliances & Certifications







(ADA Compliant, BAA Compliant, BABAA Compliant, IAPMO, Made in the USA, UPC Certified)

Code 3010100

Finish

-  Polished Chrome (CP)

Downloads

-  [Royal Exposed Installation Instructions.pdf](#)
-  [Royal Manual Diaphragm Flushometer Repair and Maintenance Guide.pdf](#)
-  [Control Stop Repair and Maintenance Guide.pdf](#)
-  [Additional Downloads](#)

Videos

-  [Sloan - Company Overview](#)

Details

- Flush Volume: 3.5 gpf (13.2 lpf)
- Finish: Polished Chrome (CP)
- Valve: Diaphragm
- Valve Body Material: Semi-red Brass
- Fixture Type: Water Closet
- Fixture Connection: Top Spud
- Rough-in Dimension: 11.5" (292mm)
- Spud Coupling: 1.5" (38mm)
- Supply Pipe: 1" (25mm)

Features

- Flush volumes start as low as 3.5 gpf/13.2 Lpf
- Water conservation is aided by the ADA-compliant, non-hold-open handle, which prevents toilet from exceeding intended flush volume
- Flush accuracy is controlled by CID™ technology, also enhancing water efficiency
- Integrity of the product is maintained with the vandal-resistant stop cap
- Durability is facilitated with high copper, low zinc brass castings for dezincification resistance
- Adjustable tailpiece
- PERMEX® Synthetic Rubber Diaphragm with Dual Filtered Fixed Bypass
- Valve body, Cover, Tailpiece and Control Stop shall be in compliance with ASTM Alloy Classification for Semi-Red Brass
- Valve shall be in compliance to the applicable sections of ASSE 1037

Recommended specifications

Valve Body, Cover, Tailpiece and Control Stop shall be in conformance with ASTM Alloy Classification for Semi-Red Brass. Valve shall be in compliance with the applicable sections of ASSE 1037 and ANSI/ASME 112.19.2.

Valve Operating Pressure (Flowing)

15-80 psi (103 - 552 kPa). Specific fixtures may require greater minimum flowing pressure - consult manufacturer requirements.

Warranty

[View Warranty Information](#)

Notes

All information contained within this document subject to change without notice.

Looking for other variations of the ROYAL 110 product? [View the general spec sheet with all options.](#)

[Find a compatible urinal](#) for this flushometer.

[Find a compatible water closet](#) for this flushometer.

