


PERFORMANCE


°F %RH	80 60	75 50
Water Removal (P/Day)	506	349
Efficiency (P/kWh)	8.1	6.2
Energy Factor (L/kWh)	3.8	2.9

ELECTRICAL

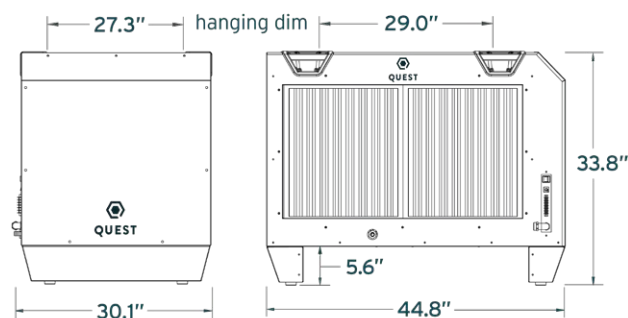
°F %RH	80 60
Supply Voltage	277V
Current Draw	10.0A
Maximum Breaker Size	25A
Power	2,700W
Power Cord	NEMA L7-20P 
CFM	1,350
BTU (Total)	31,900
BTU (Heat of Condensation)	23,000
BTU (Motor Load)	8,900

SPECS

Control Type	External control required (not provided)
Refrigerant Type	R410a
Refrigerant Amount	4 lb 8 oz
Weight	280 lb
Air Filter MERV Rating	MERV-13
Dimensions	18" x 20" x 2"
Drain Port Connection	3/4" Threaded NPT
Operating Temperature	56 F Min-95 F Max



DIMENSIONS



FEATURES

- + Patented M-CoRR Technology: Multi-coil design achieves highest efficiency available in its class
- + Superior MERV-13 filtration: Removes more harmful contaminants from the air, such as mold, bacteria and some viruses
- + Integrated handles and hanging points for easier movement and installation
- + Low amp draw, freeing up electricity for other equipment
- + Auto-restart after loss of power

Specifications are subject to change without notice. Drawings are not to scale.