




335 208-230V | PN 4042500

PERFORMANCE

°F %RH	80 60	75 50
Water Removal (P/Day)	350	233
Efficiency (P/kWh)	9.3	6.7
Energy Factor (L/kWh)	4.4	3.2

ELECTRICAL

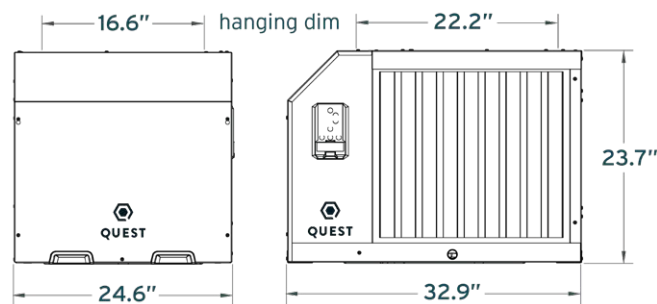
°F %RH	80 60	80 60
Supply Voltage	230V	208V
Current Draw	6.9A	7.9A
Maximum Breaker Size	20A	20A
Power	1,565W	
Power Cord	NEMA 6-15P 	
CFM	900	
BTU (Total)	20,300	
BTU (Motor Load)	5,100	
BTU (Heat of Condensation)	15,200	

SPECS

Control Type	Digital Onboard or External
Refrigerant Type	R410a
Refrigerant Amount	4 lb 12 oz
Weight	215 lb
Air Filter MERV Rating	MERV-13
Dimensions	20" x 22" x 2"
Drain Port Connection	3/4 Threaded NPT
Operating Temperature	56 F Min - 95 F Max



DIMENSIONS



FEATURES

- + Patented M-CoRR Technology: Multi-coil design achieves highest efficiencies available in the market
- + Digital onboard control, with optional external control
- + Superior MERV-13 filtration: Removes more harmful contaminants from the air, such as mold, bacteria and some viruses
- + Integrated handles and hanging points for easy movement and installation
- + Auto-restart after loss of power
- + Removable access panel for easy in-place maintenance and serviceability

Specifications are subject to change without notice. Drawings are not to scale.


QUESTCLIMATE.COM / (877) 420-1330



PERFORMANCE

°F %RH	80 60	75 50
Water Removal (P/Day)	350	230
Efficiency (P/kWh)	8.5	6.2
Energy Factor (L/kWh)	4.0	2.9

ELECTRICAL

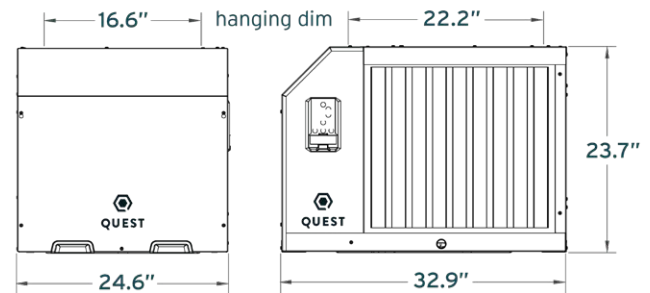
°F %RH	80 60
Supply Voltage	277V
Current Draw	6.8A
Maximum Breaker Size	15A
Power	1,800W
Power Cord	NEMA L7-15P 
CFM	900
BTU (Total)	22,000
BTU (Heat of Condensation)	16,000
BTU (Motor Load)	6,100

SPECS

Control Type	Digital Onboard or External
Refrigerant Type	R410a
Refrigerant Amount	4 lb 12 oz
Weight	215 lb
Air Filter MERV Rating	MERV-13
Dimensions	20" x 22" x 2"
Drain Port Connection	3/4" Threaded NPT
Operating Temperature	56 F Min - 95 F Max



DIMENSIONS



FEATURES

- + Patented M-CoRR Technology: Multi-coil design achieves the highest efficiency available in the market
- + Digital onboard control, with optional external control
- + Removable access panel for easy, in-place maintenance and serviceability
- + Filter Compensation Technology: Accounts for static pressure change to ensure consistent, powerful airflow
- + Superior MERV-13 filtration: Removes more harmful contaminants from the air, such as mold, bacteria and some virus
- + Auto-restart after loss of power

Specifications are subject to change without notice. Drawings are not to scale.